

California State University, San Bernardino

CSUSB ScholarWorks

CSUSB Faculty Senate records

Arthur E. Nelson University Archives

9-28-2021

Fall Population Overview (9/28/2021)

CSUSB Faculty Senate

Follow this and additional works at: <https://scholarworks.lib.csusb.edu/facultysenate>

Recommended Citation

CSUSB Faculty Senate, "Fall Population Overview (9/28/2021)" (2021). *CSUSB Faculty Senate records*. 359.

<https://scholarworks.lib.csusb.edu/facultysenate/359>

This Presentation is brought to you for free and open access by the Arthur E. Nelson University Archives at CSUSB ScholarWorks. It has been accepted for inclusion in CSUSB Faculty Senate records by an authorized administrator of CSUSB ScholarWorks. For more information, please contact scholarworks@csusb.edu.

RETURN OF THE PACK

September 28, 2021

FALL REPOPULATION OVERVIEW

Agenda

- Repopulation Timeline
- Return of the Pack Website and Resources
- Campus COVID Data
- Campus Safety Protocols

Repopulation Timeline

- **July 1** – Launch of Vaccination Self-Certification System in Peoplesoft
- **July 6** - Management Personnel Returned to In-person Operations
- **July 19-29** – Staff Returned to In-person Operations
- **July 29** – CSU COVID-19 Vaccination Interim Policy Issued
- **August 6** – All Offices Opened for In-person Services
- **August 19-22** – Housing Move-In for Residential Students
- **August 21** – Start of Fall Semester
- **September 20** – Student Self-Certification Deadline
- **October 27** – Employee Self-Certification Deadline



CSUSB

WE DEFINE THE *Future*



RETURN OF THE PACK



WE DEFINE THE *Future*

[myCoyote](#) [Directory](#) [Library](#) [Maps](#) [Palm Desert Campus](#) [Make a Gift](#)



Return of the Pack

[Return of the Pack](#)

[Stay Informed →](#)

[Home](#)

[Get Vaccinated](#)

www.csusb.edu/covid-19



CSUSB WE DEFINE THE *Future*

Academic Resources

Faculty

- < Academic Technologies and Innovation (ATI) – Training
- < Course Syllabi Template (TRC)
- < Exam Proctoring

Students

- < Office of Services to Students with Disabilities – Accommodations
- < Open Access Classroom List



Campus COVID Data

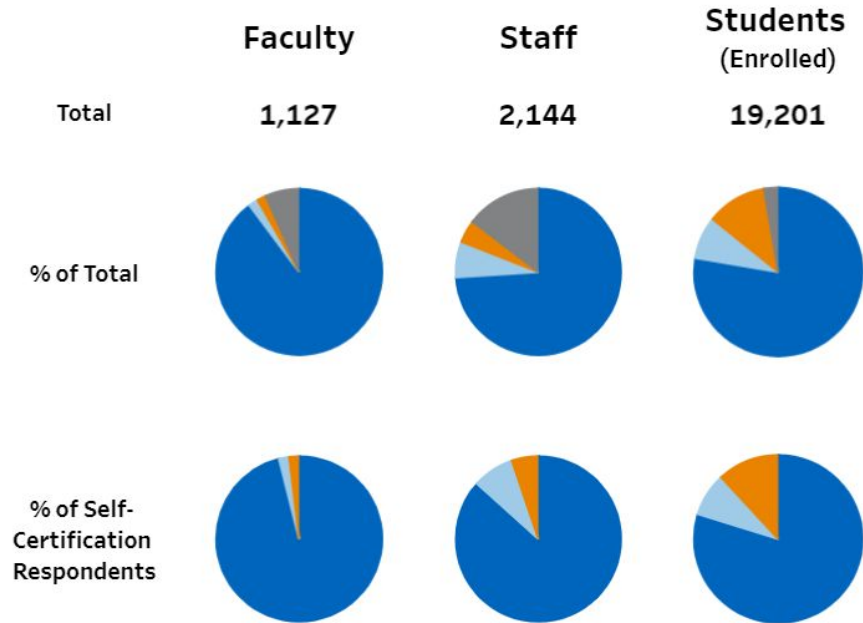
<https://www.csusb.edu/covid-19/dashboard>

CSUSB COVID-19 Vaccination Status

Last updated 9/22/2021 1:31:32 PM

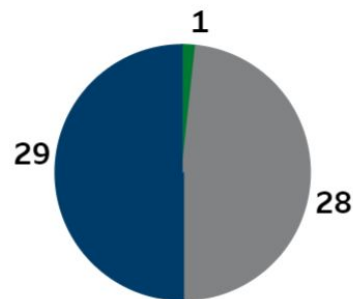
- Fully Vaccinated
- Exemptions
- Partially or Not Vaccinated
- Not Submitted

Note: Please hover over on the pie charts for more information.



COVID-19 Cases on CSUSB Campus

Total Cases by Affiliation

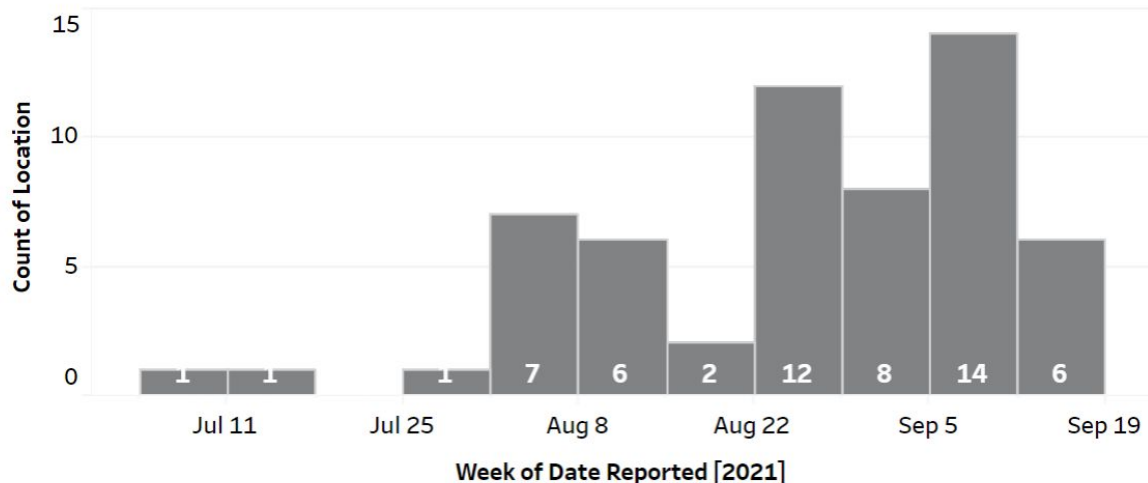


Affiliation

- Contractor
- Employee
- Student

*Select the affiliation of interest in the pie chart above to filter the results of Weekly Case Report and Detailed Information.

Weekly Cases Reported



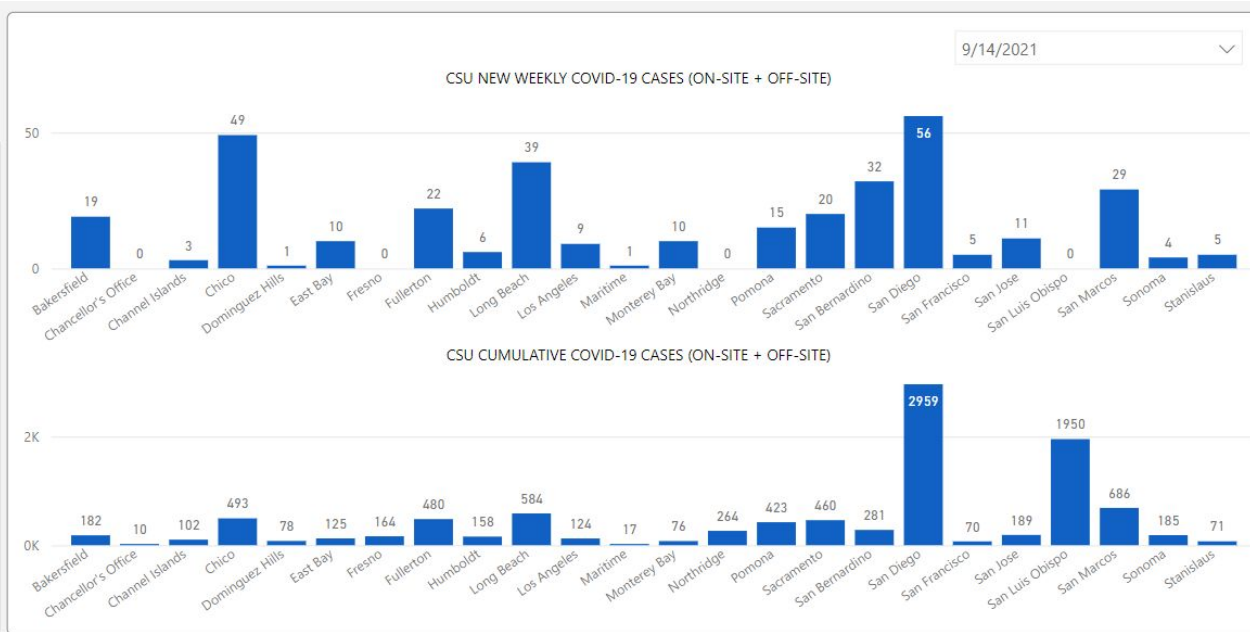
<https://www.csusb.edu/covid-19/dashboard>

Total COVID-19 Case Data

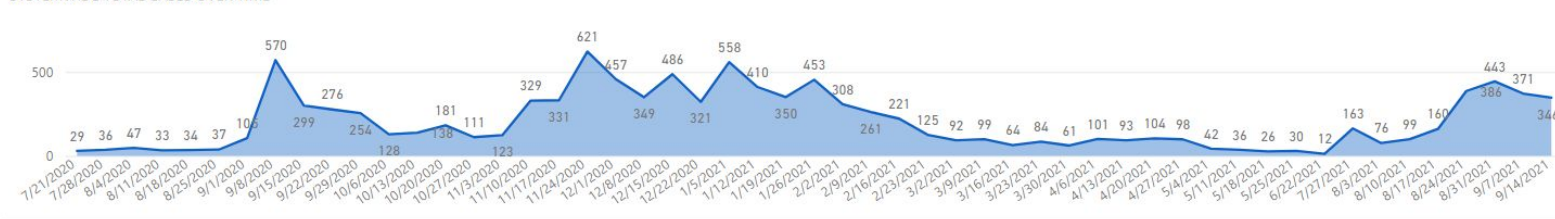
* Please note that June 2021 and July 2021 data were collected on a monthly basis and may show steeper changes in trend compared to other entries that were made on a weekly basis.

These charts depict the total number of COVID-19 positive cases that each CSU campus has been made aware of in students, staff / faculty, and contractors, including those who have had no campus contact and are working / studying remotely.

There are great variations in the



SYSTEMWIDE TOTAL CASES OVER TIME



CSU System-wide COVID-19 Dashboard



Campus Safety Protocols

- < Vaccination Requirement
- < Daily Health Screening
- < Face Covering
- < Testing
- < Case Reporting
- < Exposure Notification

