

California State University, San Bernardino

CSUSB ScholarWorks

CSUSB Statistical Factbook

Arthur E. Nelson University Archives

9-1997

CSUSB Statistical Factbook (1997)

California State University - San Bernardino

Follow this and additional works at: <https://scholarworks.lib.csusb.edu/statistical-factbook>

Recommended Citation

California State University - San Bernardino, "CSUSB Statistical Factbook (1997)" (1997). *CSUSB Statistical Factbook*. 1.

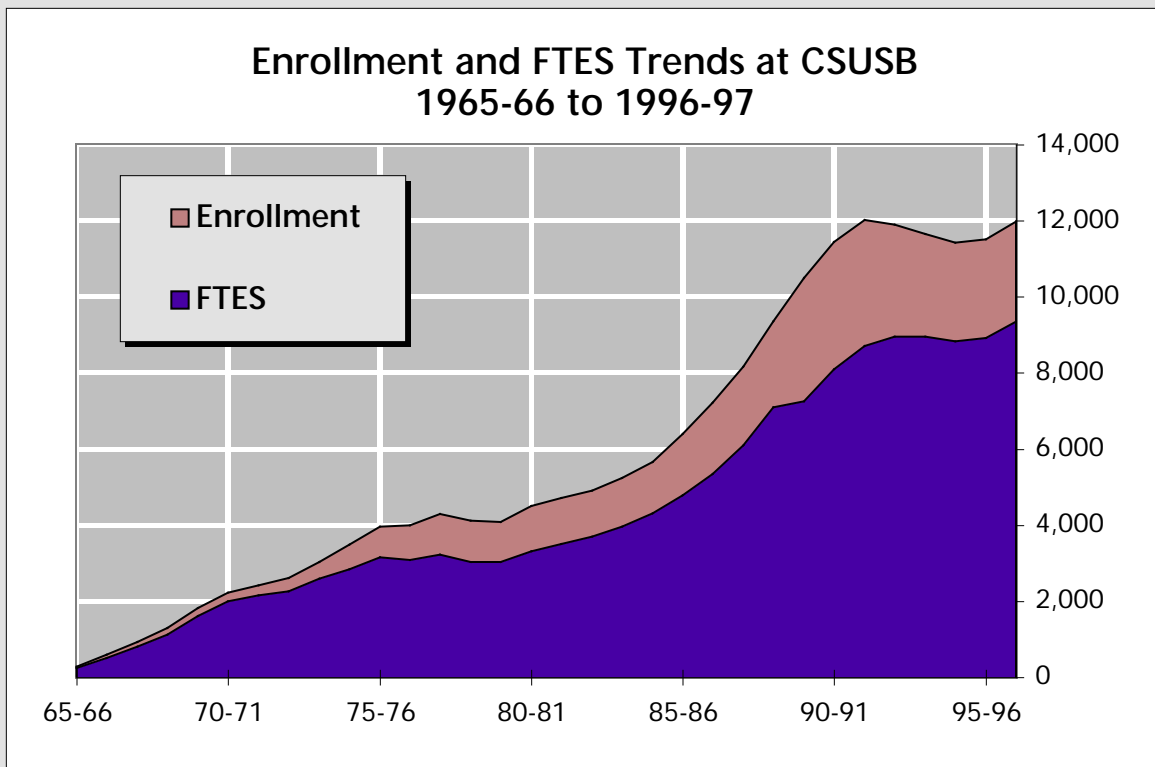
<https://scholarworks.lib.csusb.edu/statistical-factbook/1>

This Factbook is brought to you for free and open access by the Arthur E. Nelson University Archives at CSUSB ScholarWorks. It has been accepted for inclusion in CSUSB Statistical Factbook by an authorized administrator of CSUSB ScholarWorks. For more information, please contact scholarworks@csusb.edu.

California State University, San Bernardino

Statistical Factbook

September, 1997



Prepared by

Office of Institutional Research
Ext. 5052
<http://ir.csusb.edu/>

Contents

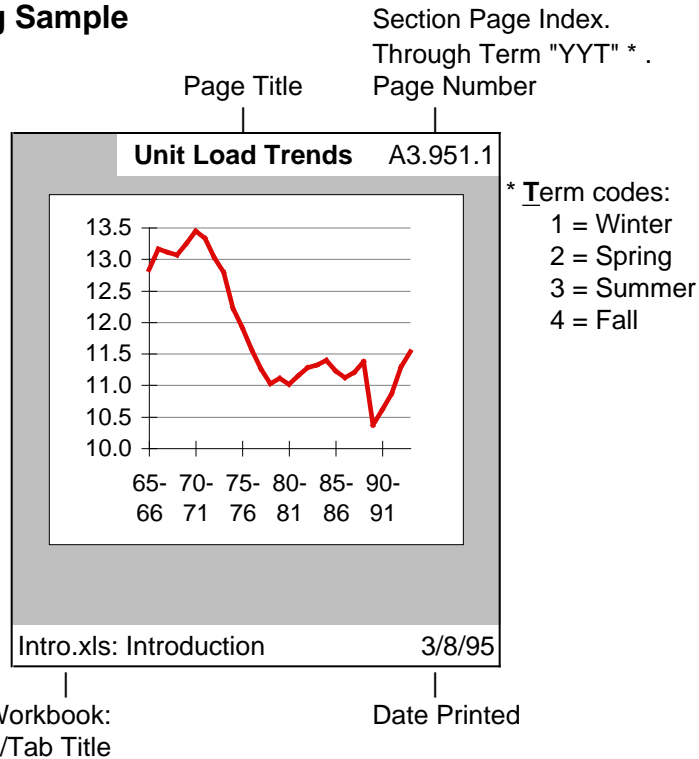
| Section/ Workbook | Topic (Tab) | Page Index | Description |
|----------------------|----------------|---------------|--|
| Intro | TitlePage | | Factbook Cover Page. |
| | Contents | A1 | This page. |
| | Introduction | A2 | Guide to this this Factbook. |
| | OfNoteYYT | A3 | Topics of note for term "YYT." |
| TermSum | Contents | B0 | Contents for Enrollment and FTES for the University as a whole |
| | 96-97 | B1 | Summary sheet(s) for current academic year (to date). Level and Gender by Full-/Part-time and Enrollment Status for both Headcount Enrollment and Full-Time Equivalent Students (FTES). <u>Summary sheets for prior academic years.</u> |
| | 95-96 | B1 | Summary sheets for academic year 94-95 |
| | YY-YY | B1 | Additional summary sheets for previous academic years |
| | EnrLTrend | B2 | Total number of students enrolled by term since 1965. |
| | FTESTrend | B3 | Total FTES by term since 1965. |
| | EnrXLvl | B4 | Enrollment by Class Level by term since 1965. |
| | FTEXLvl | B5 | Total FTES by Class Level by term since 1965. |
| | UnLoad | B6 | Average Unit Load by Class Level by term since 1965. |
| | NewSt | B7 | New Students by term since 1965. |
| | NewPct | B8 | Percentage of Fall Enrollment consisting of New Students. |
| | ConSt | B9 | Continuing Students: Total Enrolled and as a Percentage of Enrollment. |
| | PctSex | B10 | Percentage of Enrollment Female by term since 1965. |
| Discipln | Contents | C0 | Contents for FTES Generated by Discipline. |
| | Fall | C1 | Fall Term FTES and Percent of Total by School and Discipline since 1984/85. |
| | Winter | C2 | Winter Term FTES and Percent of Total by School and Discipline since 1984/85. |
| | Spring | C3 | Spring Term FTES and Percent of Total by School and Discipline since 1984/85. |
| | Annual | C4 | Annual Average FTES and Percent of Total by School and Discipline since 1984/85. |
| | Ann-to-Fall | C5 | Ratio of Annual Average to Fall FTES for the University and Schools. |
| | DiscYYT | C6 | FTES, Enrollments & Sections by Discipline and Course Level for Year and Term. |
| Majors | Contents | D0 | Contents for Student Majors. |
| | FallMajors | D1 | Fall Term Enrollment by HEGIS Major since 1984/85. |
| | StudentLvl | D2 | Current Fall Term HEGIS Major Enrollment by Class Level. |
| | UGDemog | D3 | Fall Demographics by HEGIS Major for Undergraduates Age Distribution, % Female, GPA, % Fulltime (12+ Units) |
| | GrDemog | D4 | Fall Demographics by HEGIS Major for Postbaccalaureate/Graduate Students Age Distribution, % Female, GPA % Weighted Fulltime Graduate (Graduate level units multiplied by 1.5) |
| | SISYYT | D5 | SIS+ Detailed Major Program by Class Level for Term "YYT" |
| Ethnic | Contents | E0 | Contents for Ethnicity. |
| | FallDetail | E1 | Enrollment by Detailed Ethnicity (Fall Term) since 1984. |
| | Trends | E2 | Trends in Minority Enrollment (Number and Percent of Total) |
| | ClassLevel | E3 | Fall Term Enrollment by Ethnicity within Class Level since 1988. |
| | Major | E4 | Enrollment by Aggregated Ethnicity and Major (Fall Term). |
| Grads | Contents | F0 | Contents for Graduates. |
| | DegByYr | F1 | Degrees Awarded by Program and Academic Year |
| | YrsToDeg | F2 | Trends in Years Required to Earn a Degree |
| | DemogUG | F3 | Trends in Ethnicity and Gender of Baccalaureates. |
| | DemogGr | F4 | Trends in Ethnicity and Gender of Master's Graduates. |
| | DemogAll | F5 | Trends in Ethnicity and Gender of Baccalaureates & Master's Combined. |
| NewSt | Contents | G0 | Contents for New Students. |
| | Fresh | G1 | Selected Demographics for new Freshmen since 1984/85. First Term, Sex, Ethnicity, School of Major, Institution of Origin, Residence Area |
| | UGTrans | G2 | Selected Demographics for new Undergraduate Transfers since 1984/85. |
| | PB Grad | G3 | Selected Demographics for new Postbaccalaureate/Graduate since 1984/85. |

This statistical factbook is a continuation of the Term Statistics reports which had been generated by Dean Prouty since the founding of the institution. In recent years it had been maintained as a series of Excel spreadsheets. The advent of Version 5 of Microsoft Excel spreadsheet software together with the campus' switch from the SIMS to SIS+ student management information systems has lead to a significant redesign of the factbook.

The entire Statistical Factbook is now maintained as a series of seven linked Excel5 workbooks. The topics covered in each of these sections and workbooks have been listed in the preceding Contents page.

The worksheets/sections have been reorganized and expanded from earlier versions in an effort to make the data easier to find. The sample page, below, shows how to read the header and footer information on each page.

Page Labeling Sample



Versions of Excel run under several computer operating systems: Macintosh, Windows and OS/2. Contact Ross Moran, Assistant Director of Institutional Research (Ext. 5052) if you would like to arrange to receive a copy of these Excel5 workbooks on a high density 3.5 inch floppy disk (Mac or DOS format).

Better yet, Institutional Research will e-mail you copies of the Workbooks as they are updated for each term. If you are interested in receiving this Factbook via campus e-mail as it is updated and in advance of the printed version, e-mail your request to the Assistant Director at the address "rmoran@wiley.csusb.edu".

TermSum Contents: Enrollment and FTES for the University as a whole

| Sheet (Tab) | Page Index | Description |
|-------------|------------|---|
| Contents | B0 | This worksheet. |
| 96-97 | B1 | Summary sheet for academic year 96-97. Level and Gender by Full-/Part-time and Enrollment Status for both Headcount Enrollment and Full-Time Equivalent Students (FTES). |
| EnrITrend | B2 | Total number of students enrolled by term since 1965. |
| FTESTrend | B3 | Total FTES by term since 1965. |
| EnrXLvl | B4 | Enrollment by Class Level by term since 1965. |
| FTEXLvl | B5 | Total FTES by Class Level by term since 1965. |
| UnLoad | B6 | Average Unit Load by Class Level by term since 1965. |
| NewSt | B7 | New Students by term since 1965. |
| NewPct | B8 | Percentage of Fall Enrollment consisting of New Students. |
| ConSt | B9 | Continuing Students: Total Enrolled and as a Percentage of Enrollment. |
| PctSex | B10 | Percentage of Enrollment Female by term since 1965. |
| | | <u>Summary sheets for prior academic years.</u> |
| 95-96 | B1 | Summary sheet for academic year 95-96. |
| 94-95 | B1 | Summary sheet for academic year 94-95 |
| 93-94 | B1 | Summary sheet for academic year 93-94 |
| 92-93 | B1 | Summary sheet for academic year 92-93 |
| 91-92 | B1 | Summary sheet for academic year 91-92 |
| 90-91 | B1 | Summary sheet for academic year 90-91 |

| Workbooks | Code | Statistics on... |
|--------------------|----------|--|
| TermSum.xls | B | Enrollment and FTES for the University as a whole |
| Discipln.xls | C | FTES Generated by Discipline |
| Majors.xls | D | Student Majors |
| Ethnic.xls | E | Ethnicity |
| Grads.xls | F | Graduates |
| NewSt.xls | G | New Students |

Technical Notes

1. The typefaces used for these tables and graphs are Arial and Arial Narrow. They are standard for the Windows operating system and correspond to Helvetica on both the Macintosh and laser printers.
2. "Page Index" is used together with the term code for numbering the printed versions of worksheets. E.g., "B1.951" would be the Summary for Winter, 1995.
3. All of the tabular data from the earlier printed version of the Statistical Factbook has been included in these worksheets. Fewer graphs have been routinely included. However, Excel users have many options for creating custom graphs from these tables.
4. Some cells in this workbook contain array formulas. Calculations for cells reflecting future terms may return spurious errors. The text in those cells has been colored white to suppress the display of contents.

Census Date Enrollment Data - Fall 1996 (AY 96-97)

B1.964

| | | Full Time | Part Time | First Time | Transitory | Returning | Continuing | Total |
|--------------------|-------|-----------|-----------|------------|------------|-----------|------------|--------|
| FTF | Men | 329 | 28 | 357 | | | | 357 |
| | Women | 554 | 32 | 585 | | | | 586 |
| | Total | 883 | 60 | 942 | | | | 943 |
| Other Fresh | Men | 259 | 51 | 39 | 20 | 6 | 245 | 310 |
| | Women | 450 | 84 | 58 | 26 | 10 | 441 | 534 |
| | Total | 709 | 135 | 97 | 46 | 16 | 686 | 844 |
| Fresh Total | Men | 588 | 79 | 396 | 20 | 6 | 245 | 667 |
| | Women | 1,004 | 116 | 643 | 26 | 10 | 441 | 1,120 |
| | Total | 1,592 | 195 | 1,039 | 46 | 16 | 686 | 1,787 |
| Soph | Men | 371 | 85 | 152 | 3 | 12 | 289 | 456 |
| | Women | 632 | 113 | 263 | 3 | 16 | 463 | 745 |
| | Total | 1,003 | 198 | 415 | 6 | 28 | 752 | 1,201 |
| Junior | Men | 741 | 202 | 273 | 12 | 27 | 631 | 943 |
| | Women | 1,250 | 351 | 494 | 10 | 49 | 1,048 | 1,601 |
| | Total | 1,991 | 553 | 767 | 22 | 76 | 1,679 | 2,544 |
| Senior | Men | 1,121 | 328 | 62 | 3 | 34 | 1,350 | 1,449 |
| | Women | 1,594 | 519 | 69 | 7 | 34 | 2,003 | 2,113 |
| | Total | 2,715 | 847 | 131 | 10 | 68 | 3,353 | 3,562 |
| UG Total | Men | 2,821 | 694 | 883 | 38 | 79 | 2,515 | 3,515 |
| | Women | 4,480 | 1,099 | 1,469 | 46 | 109 | 3,955 | 5,579 |
| | Total | 7,301 | 1,793 | 2,352 | 84 | 188 | 6,470 | 9,094 |
| PB-Grad | Men | 335 | 710 | 341 | 1 | 56 | 647 | 1,045 |
| | Women | 670 | 1,344 | 613 | 1 | 118 | 1,282 | 2,014 |
| | Total | 1,005 | 2,054 | 954 | 2 | 174 | 1,929 | 3,059 |
| Univ. Total | Men | 3,156 | 1,404 | 1,224 | 39 | 135 | 3,162 | 4,560 |
| | Women | 5,150 | 2,443 | 2,082 | 47 | 227 | 5,237 | 7,593 |
| | Total | 8,306 | 3,847 | 3,306 | 86 | 362 | 8,399 | 12,153 |

Census Date FTES Data

Note: FTES rounded to 1 decimal place.

| | | Full Time | Part Time | First Time | Transitory | Returning | Continuing | Total |
|--------------------|-------|-----------|-----------|------------|------------|-----------|------------|---------|
| FTF | Men | 297.8 | 13.6 | 311.4 | | | | 311.4 |
| | Women | 505.6 | 17.0 | 522.4 | | | | 522.7 |
| | Total | 803.5 | 30.6 | 833.8 | | | | 834.1 |
| Other Fresh | Men | 238.3 | 21.1 | 32.1 | 7.8 | 5.1 | 214.4 | 259.4 |
| | Women | 417.0 | 36.0 | 46.8 | 13.2 | 7.6 | 385.7 | 453.0 |
| | Total | 655.3 | 57.1 | 78.9 | 21.0 | 12.7 | 600.1 | 712.4 |
| Fresh Total | Men | 536.1 | 34.6 | 343.5 | 7.8 | 5.1 | 214.4 | 570.8 |
| | Women | 922.7 | 53.0 | 569.2 | 13.2 | 7.6 | 385.7 | 975.7 |
| | Total | 1,458.8 | 87.7 | 912.7 | 21.0 | 12.7 | 600.1 | 1,546.5 |
| Soph | Men | 346.0 | 42.6 | 127.2 | 1.9 | 9.1 | 250.3 | 388.6 |
| | Women | 585.8 | 54.9 | 219.7 | 2.5 | 13.8 | 404.6 | 640.7 |
| | Total | 931.8 | 97.5 | 346.9 | 4.5 | 22.9 | 655.0 | 1,029.2 |
| Junior | Men | 696.1 | 95.4 | 221.2 | 8.8 | 19.6 | 541.9 | 791.5 |
| | Women | 1,173.4 | 165.6 | 391.7 | 9.0 | 34.6 | 903.8 | 1,339.0 |
| | Total | 1,869.5 | 261.0 | 612.9 | 17.8 | 54.2 | 1,445.7 | 2,130.5 |
| Senior | Men | 1,078.7 | 152.6 | 51.1 | 1.9 | 23.1 | 1,155.2 | 1,231.4 |
| | Women | 1,544.6 | 242.9 | 55.6 | 3.5 | 21.1 | 1,707.3 | 1,787.5 |
| | Total | 2,623.3 | 395.6 | 106.8 | 5.3 | 44.3 | 2,862.5 | 3,018.9 |
| UG Total | Men | 2,656.9 | 325.3 | 743.1 | 20.4 | 56.9 | 2,161.9 | 2,982.2 |
| | Women | 4,226.5 | 516.4 | 1,236.2 | 28.2 | 77.1 | 3,401.4 | 4,742.9 |
| | Total | 6,883.4 | 841.7 | 1,979.2 | 48.6 | 134.0 | 5,563.3 | 7,725.1 |
| PB-Grad | Men | 302.8 | 299.9 | 214.1 | 0.5 | 27.2 | 360.8 | 602.7 |
| | Women | 601.8 | 550.6 | 389.1 | 0.5 | 56.2 | 706.6 | 1,152.4 |
| | Total | 904.6 | 850.5 | 603.3 | 1.0 | 83.4 | 1,067.4 | 1,755.1 |
| Univ. Total | Men | 2,959.7 | 625.2 | 957.2 | 20.9 | 84.1 | 2,522.7 | 3,584.9 |
| | Women | 4,828.3 | 1,067.0 | 1,625.3 | 28.7 | 133.3 | 4,108.0 | 5,895.3 |
| | Total | 7,788.0 | 1,692.2 | 2,582.5 | 49.6 | 217.4 | 6,630.7 | 9,480.2 |

Census Date Enrollment Data - Winter 1997 (AY 96-97)

B1.971

| | | Full Time | Part Time | First Time | Transitory | Returning | Continuing | Total |
|--------------------|-------|-----------|-----------|------------|------------|-----------|------------|--------|
| FTF | Men | 14 | 4 | 18 | | | | 18 |
| | Women | 11 | 3 | 14 | | | | 14 |
| | Total | 25 | 7 | 32 | | | | 32 |
| Other Fresh | Men | 436 | 81 | 22 | 3 | | 492 | 517 |
| | Women | 729 | 101 | 27 | 6 | 1 | 796 | 830 |
| | Total | 1,165 | 182 | 49 | 9 | 1 | 1,288 | 1,347 |
| Fresh Total | Men | 450 | 85 | 40 | 3 | | 492 | 535 |
| | Women | 740 | 104 | 41 | 6 | 1 | 796 | 844 |
| | Total | 1,190 | 189 | 81 | 9 | 1 | 1,288 | 1,379 |
| Soph | Men | 349 | 74 | 57 | | 3 | 363 | 423 |
| | Women | 585 | 100 | 79 | 1 | 3 | 602 | 685 |
| | Total | 934 | 174 | 136 | 1 | 6 | 965 | 1,108 |
| Junior | Men | 744 | 209 | 138 | 3 | 11 | 801 | 953 |
| | Women | 1,275 | 354 | 221 | 15 | 30 | 1,363 | 1,629 |
| | Total | 2,019 | 563 | 359 | 18 | 41 | 2,164 | 2,582 |
| Senior | Men | 1,130 | 360 | 13 | 2 | 11 | 1,464 | 1,490 |
| | Women | 1,695 | 506 | 21 | 6 | 21 | 2,153 | 2,201 |
| | Total | 2,825 | 866 | 34 | 8 | 32 | 3,617 | 3,691 |
| UG Total | Men | 2,673 | 728 | 248 | 8 | 25 | 3,120 | 3,401 |
| | Women | 4,295 | 1,064 | 362 | 28 | 55 | 4,914 | 5,359 |
| | Total | 6,968 | 1,792 | 610 | 36 | 80 | 8,034 | 8,760 |
| PB-Grad | Men | 342 | 786 | 139 | 3 | 40 | 946 | 1,128 |
| | Women | 758 | 1,320 | 278 | 1 | 56 | 1,743 | 2,078 |
| | Total | 1,100 | 2,106 | 417 | 4 | 96 | 2,689 | 3,206 |
| Univ. Total | Men | 3,015 | 1,514 | 387 | 11 | 65 | 4,066 | 4,529 |
| | Women | 5,053 | 2,384 | 640 | 29 | 111 | 6,657 | 7,437 |
| | Total | 8,068 | 3,898 | 1,027 | 40 | 176 | 10,723 | 11,966 |

Census Date FTES Data

Note: FTES rounded to 1 decimal place.

| | | Full Time | Part Time | First Time | Transitory | Returning | Continuing | Total |
|--------------------|-------|-----------|-----------|------------|------------|-----------|------------|---------|
| FTF | Men | 12.2 | 1.9 | 14.1 | | | | 14.1 |
| | Women | 9.9 | 0.8 | 10.7 | | | | 10.7 |
| | Total | 22.1 | 2.7 | 24.7 | | | | 24.7 |
| Other Fresh | Men | 399.1 | 40.2 | 17.8 | 1.1 | | 420.4 | 439.3 |
| | Women | 676.1 | 46.1 | 19.8 | 1.5 | 0.8 | 700.0 | 722.2 |
| | Total | 1,075.2 | 86.3 | 37.7 | 2.6 | 0.8 | 1,120.4 | 1,161.5 |
| Fresh Total | Men | 411.3 | 42.0 | 31.9 | 1.1 | | 420.4 | 453.4 |
| | Women | 686.0 | 46.9 | 30.5 | 1.5 | 0.8 | 700.0 | 732.9 |
| | Total | 1,097.3 | 88.9 | 62.4 | 2.6 | 0.8 | 1,120.4 | 1,186.2 |
| Soph | Men | 325.1 | 37.4 | 47.5 | | 2.4 | 312.7 | 362.5 |
| | Women | 547.5 | 48.6 | 64.0 | 0.9 | 1.9 | 529.3 | 596.1 |
| | Total | 872.6 | 86.0 | 111.5 | 0.9 | 4.3 | 842.0 | 958.6 |
| Junior | Men | 693.7 | 94.0 | 105.6 | 2.9 | 7.1 | 672.1 | 787.7 |
| | Women | 1,191.3 | 171.9 | 165.6 | 13.1 | 19.5 | 1,165.0 | 1,363.2 |
| | Total | 1,885.0 | 265.9 | 271.2 | 16.1 | 26.5 | 1,837.1 | 2,150.9 |
| Senior | Men | 1,091.4 | 172.5 | 9.4 | 1.5 | 7.1 | 1,246.0 | 1,263.9 |
| | Women | 1,659.5 | 245.6 | 14.7 | 3.7 | 12.6 | 1,874.1 | 1,905.2 |
| | Total | 2,751.0 | 418.1 | 24.1 | 5.2 | 19.7 | 3,120.1 | 3,169.1 |
| UG Total | Men | 2,521.6 | 346.0 | 194.3 | 5.5 | 16.5 | 2,651.2 | 2,867.5 |
| | Women | 4,084.3 | 513.0 | 274.8 | 19.3 | 34.7 | 4,268.4 | 4,597.3 |
| | Total | 6,605.9 | 858.9 | 469.2 | 24.7 | 51.3 | 6,919.6 | 7,464.8 |
| PB-Grad | Men | 314.1 | 331.0 | 78.5 | 2.1 | 17.5 | 546.9 | 645.1 |
| | Women | 698.1 | 539.3 | 178.4 | 0.5 | 29.6 | 1,029.0 | 1,237.4 |
| | Total | 1,012.2 | 870.3 | 256.9 | 2.6 | 47.1 | 1,575.9 | 1,882.5 |
| Univ. Total | Men | 2,835.7 | 677.0 | 272.9 | 7.6 | 34.1 | 3,198.1 | 3,512.7 |
| | Women | 4,782.4 | 1,052.3 | 453.2 | 19.7 | 64.3 | 5,297.4 | 5,834.7 |
| | Total | 7,618.1 | 1,729.3 | 726.1 | 27.3 | 98.4 | 8,495.5 | 9,347.3 |

Census Date Enrollment Data - Spring 1997 (AY 96-97)

B1.972

| | | Full Time | Part Time | First Time | Transitory | Returning | Continuing | Total |
|--------------------|-------|-----------|-----------|------------|------------|-----------|------------|--------|
| FTF | Men | 6 | 3 | 9 | | | | 9 |
| | Women | 6 | 2 | 8 | | | | 8 |
| | Total | 12 | 5 | 17 | | | | 17 |
| Other Fresh | Men | 351 | 65 | 6 | 4 | 1 | 409 | 416 |
| | Women | 585 | 92 | 13 | | 3 | 657 | 677 |
| | Total | 936 | 157 | 19 | 4 | 4 | 1,066 | 1,093 |
| Fresh Total | Men | 357 | 68 | 15 | 4 | 1 | 409 | 425 |
| | Women | 591 | 94 | 21 | | 3 | 657 | 685 |
| | Total | 948 | 162 | 36 | 4 | 4 | 1,066 | 1,110 |
| Soph | Men | 323 | 74 | 19 | | 6 | 372 | 397 |
| | Women | 495 | 98 | 27 | | 3 | 563 | 593 |
| | Total | 818 | 172 | 46 | | 9 | 935 | 990 |
| Junior | Men | 654 | 205 | 61 | 2 | 11 | 785 | 859 |
| | Women | 1,198 | 332 | 79 | 1 | 13 | 1,437 | 1,530 |
| | Total | 1,852 | 537 | 140 | 3 | 24 | 2,222 | 2,389 |
| Senior | Men | 1,169 | 437 | 10 | 2 | 13 | 1,581 | 1,606 |
| | Women | 1,867 | 550 | 18 | 2 | 14 | 2,383 | 2,417 |
| | Total | 3,036 | 987 | 28 | 4 | 27 | 3,964 | 4,023 |
| UG Total | Men | 2,503 | 784 | 105 | 8 | 31 | 3,147 | 3,287 |
| | Women | 4,151 | 1,074 | 145 | 3 | 33 | 5,040 | 5,225 |
| | Total | 6,654 | 1,858 | 250 | 11 | 64 | 8,187 | 8,512 |
| PB-Grad | Men | 348 | 813 | 139 | 2 | 31 | 989 | 1,161 |
| | Women | 788 | 1,400 | 242 | | 68 | 1,878 | 2,188 |
| | Total | 1,136 | 2,213 | 381 | 2 | 99 | 2,867 | 3,349 |
| Univ. Total | Men | 2,851 | 1,597 | 244 | 10 | 62 | 4,136 | 4,448 |
| | Women | 4,939 | 2,474 | 387 | 3 | 101 | 6,918 | 7,413 |
| | Total | 7,790 | 4,071 | 631 | 13 | 163 | 11,054 | 11,861 |

Census Date FTES Data

Note: FTES rounded to 1 decimal place.

| | | Full Time | Part Time | First Time | Transitory | Returning | Continuing | Total |
|--------------------|-------|-----------|-----------|------------|------------|-----------|------------|---------|
| FTF | Men | 5.2 | 1.1 | 6.3 | | | | 6.3 |
| | Women | 5.9 | 0.8 | 6.7 | | | | 6.7 |
| | Total | 11.1 | 1.9 | 13.0 | | | | 13.0 |
| Other Fresh | Men | 325.7 | 32.4 | 5.1 | 1.9 | 0.7 | 352.4 | 358.1 |
| | Women | 552.9 | 44.0 | 11.3 | | 1.2 | 582.5 | 596.9 |
| | Total | 878.6 | 76.4 | 16.4 | 1.9 | 1.9 | 934.9 | 955.0 |
| Fresh Total | Men | 330.9 | 33.6 | 11.4 | 1.9 | 0.7 | 352.4 | 364.4 |
| | Women | 558.8 | 44.8 | 18.0 | | 1.2 | 582.5 | 603.6 |
| | Total | 889.7 | 78.3 | 29.4 | 1.9 | 1.9 | 934.9 | 968.0 |
| Soph | Men | 299.9 | 38.6 | 13.4 | | 3.8 | 321.3 | 338.5 |
| | Women | 462.7 | 47.6 | 19.4 | | 2.1 | 488.8 | 510.3 |
| | Total | 762.6 | 86.2 | 32.8 | | 5.9 | 810.1 | 848.8 |
| Junior | Men | 610.0 | 99.8 | 44.7 | 1.5 | 6.5 | 657.1 | 709.7 |
| | Women | 1,137.6 | 160.3 | 54.5 | 0.8 | 9.1 | 1,233.5 | 1,297.9 |
| | Total | 1,747.6 | 260.1 | 99.2 | 2.3 | 15.7 | 1,890.6 | 2,007.7 |
| Senior | Men | 1,152.7 | 209.1 | 5.4 | 0.5 | 6.9 | 1,349.0 | 1,361.8 |
| | Women | 1,842.4 | 266.9 | 14.2 | 0.5 | 6.8 | 2,087.8 | 2,109.4 |
| | Total | 2,995.1 | 476.0 | 19.6 | 1.1 | 13.7 | 3,436.8 | 3,471.1 |
| UG Total | Men | 2,393.5 | 381.0 | 74.9 | 3.9 | 17.9 | 2,679.7 | 2,774.5 |
| | Women | 4,001.6 | 519.6 | 106.1 | 1.3 | 19.3 | 4,392.6 | 4,521.2 |
| | Total | 6,395.0 | 900.6 | 181.0 | 5.2 | 37.2 | 7,072.3 | 7,295.6 |
| PB-Grad | Men | 312.7 | 344.2 | 77.8 | 0.8 | 14.1 | 564.2 | 656.9 |
| | Women | 710.5 | 569.1 | 148.8 | | 29.0 | 1,101.8 | 1,279.6 |
| | Total | 1,023.2 | 913.3 | 226.6 | 0.8 | 43.1 | 1,666.0 | 1,936.5 |
| Univ. Total | Men | 2,706.2 | 725.2 | 152.7 | 4.7 | 32.0 | 3,243.9 | 3,431.4 |
| | Women | 4,712.1 | 1,088.7 | 254.9 | 1.3 | 48.3 | 5,494.3 | 5,800.7 |
| | Total | 7,418.3 | 1,813.9 | 407.6 | 6.0 | 80.3 | 8,738.3 | 9,232.1 |

Census Date Enrollment Data - Annual Average (AY 96-97)

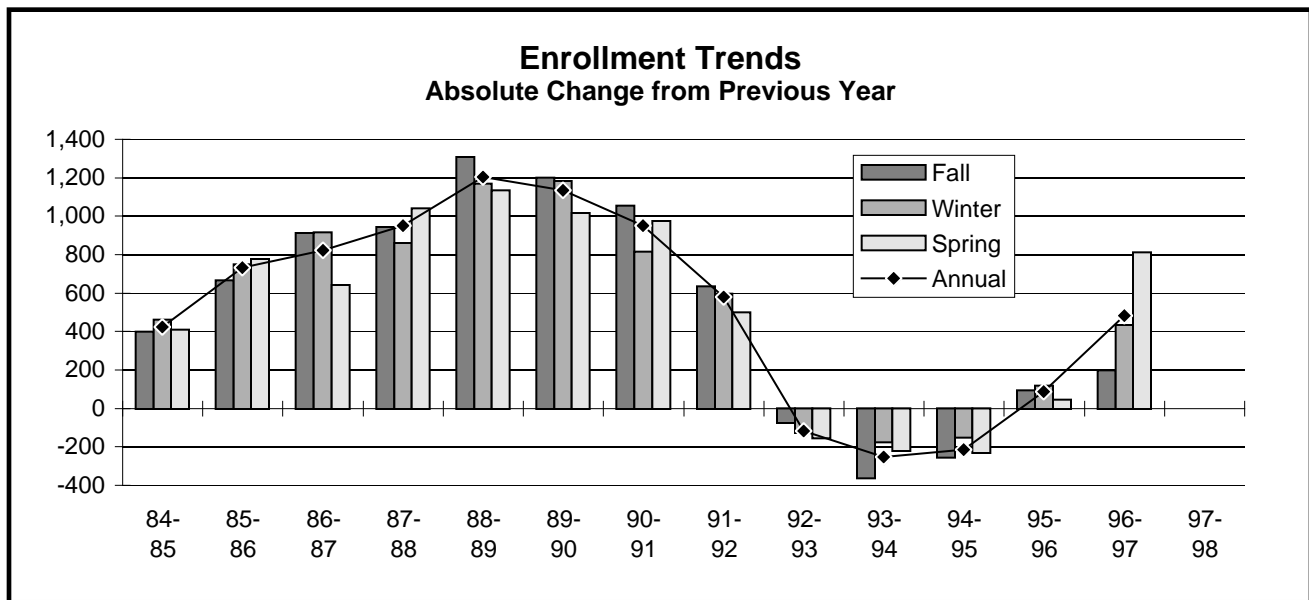
B1.96/97

| | | Full Time | Part Time | First Time | Transitory | Returning | Continuing | Total |
|--------------------|-------|-----------|-----------|------------|------------|-----------|------------|--------|
| FTF | Men | 116 | 12 | 128 | | | | 128 |
| | Women | 190 | 12 | 202 | | | | 203 |
| | Total | 307 | 24 | 330 | | | | 331 |
| Other Fresh | Men | 349 | 66 | 22 | 9 | 2 | 382 | 414 |
| | Women | 588 | 92 | 33 | 11 | 5 | 631 | 680 |
| | Total | 937 | 158 | 55 | 20 | 7 | 1,013 | 1,095 |
| Fresh Total | Men | 465 | 77 | 150 | 9 | 2 | 382 | 542 |
| | Women | 778 | 105 | 235 | 11 | 5 | 631 | 883 |
| | Total | 1,243 | 182 | 385 | 20 | 7 | 1,013 | 1,425 |
| Soph | Men | 348 | 78 | 76 | 1 | 7 | 341 | 425 |
| | Women | 571 | 104 | 123 | 1 | 7 | 543 | 674 |
| | Total | 918 | 181 | 199 | 2 | 14 | 884 | 1,100 |
| Junior | Men | 713 | 205 | 157 | 6 | 16 | 739 | 918 |
| | Women | 1,241 | 346 | 265 | 9 | 31 | 1,283 | 1,587 |
| | Total | 1,954 | 551 | 422 | 14 | 47 | 2,022 | 2,505 |
| Senior | Men | 1,140 | 375 | 28 | 2 | 19 | 1,465 | 1,515 |
| | Women | 1,719 | 525 | 36 | 5 | 23 | 2,180 | 2,244 |
| | Total | 2,859 | 900 | 64 | 7 | 42 | 3,645 | 3,759 |
| UG Total | Men | 2,666 | 735 | 412 | 18 | 45 | 2,927 | 3,401 |
| | Women | 4,309 | 1,079 | 659 | 26 | 66 | 4,636 | 5,388 |
| | Total | 6,974 | 1,814 | 1,071 | 44 | 111 | 7,564 | 8,789 |
| PB-Grad | Men | 342 | 770 | 206 | 2 | 42 | 861 | 1,111 |
| | Women | 739 | 1,355 | 378 | 1 | 81 | 1,634 | 2,093 |
| | Total | 1,080 | 2,124 | 584 | 3 | 123 | 2,495 | 3,205 |
| Univ. Total | Men | 3,007 | 1,505 | 618 | 20 | 87 | 3,788 | 4,512 |
| | Women | 5,047 | 2,434 | 1,036 | 26 | 146 | 6,271 | 7,481 |
| | Total | 8,055 | 3,939 | 1,655 | 46 | 234 | 10,059 | 11,993 |

Census Date FTES Data

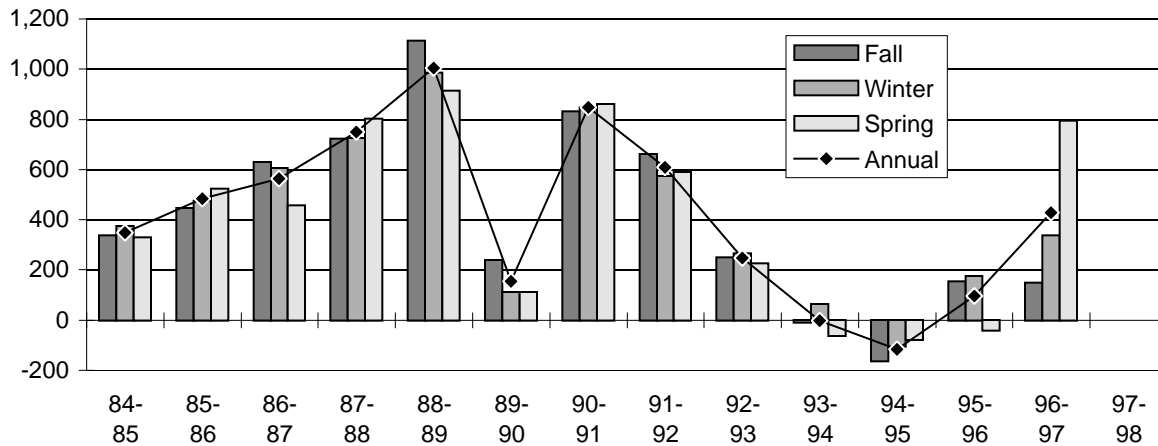
Note: FTES rounded to 1 decimal place.

| | | Full Time | Part Time | First Time | Transitory | Returning | Continuing | Total |
|--------------------|-------|-----------|-----------|------------|------------|-----------|------------|---------|
| FTF | Men | 105.1 | 5.5 | 110.6 | | | | 110.6 |
| | Women | 173.8 | 6.2 | 179.9 | | | | 180.0 |
| | Total | 278.9 | 11.7 | 290.5 | | | | 290.6 |
| Other Fresh | Men | 321.0 | 31.2 | 18.3 | 3.6 | 1.9 | 329.1 | 352.3 |
| | Women | 548.7 | 42.0 | 26.0 | 4.9 | 3.2 | 556.1 | 590.7 |
| | Total | 869.7 | 73.2 | 44.3 | 8.5 | 5.1 | 885.1 | 943.0 |
| Fresh Total | Men | 426.1 | 36.7 | 128.9 | 3.6 | 1.9 | 329.1 | 462.9 |
| | Women | 722.5 | 48.2 | 205.9 | 4.9 | 3.2 | 556.1 | 770.7 |
| | Total | 1,148.6 | 85.0 | 334.8 | 8.5 | 5.1 | 885.1 | 1,233.6 |
| Soph | Men | 323.7 | 39.5 | 62.7 | 0.6 | 5.1 | 294.8 | 363.2 |
| | Women | 532.0 | 50.3 | 101.0 | 1.1 | 5.9 | 474.2 | 582.3 |
| | Total | 855.7 | 89.9 | 163.7 | 1.8 | 11.0 | 769.0 | 945.6 |
| Junior | Men | 666.6 | 96.4 | 123.8 | 4.4 | 11.1 | 623.7 | 763.0 |
| | Women | 1,167.5 | 165.9 | 203.9 | 7.6 | 21.1 | 1,100.8 | 1,333.4 |
| | Total | 1,834.0 | 262.3 | 327.7 | 12.0 | 32.1 | 1,724.4 | 2,096.4 |
| Senior | Men | 1,107.6 | 178.1 | 22.0 | 1.3 | 12.4 | 1,250.1 | 1,285.7 |
| | Women | 1,682.2 | 251.8 | 28.2 | 2.6 | 13.5 | 1,889.7 | 1,934.0 |
| | Total | 2,789.8 | 429.9 | 50.2 | 3.9 | 25.9 | 3,139.8 | 3,219.7 |
| UG Total | Men | 2,524.0 | 350.8 | 337.4 | 9.9 | 30.4 | 2,497.6 | 2,874.7 |
| | Women | 4,104.1 | 516.3 | 539.0 | 16.3 | 43.7 | 4,020.8 | 4,620.4 |
| | Total | 6,628.1 | 867.1 | 876.5 | 26.2 | 74.1 | 6,518.4 | 7,495.2 |
| PB-Grad | Men | 309.9 | 325.0 | 123.5 | 1.2 | 19.6 | 490.6 | 634.9 |
| | Women | 670.1 | 553.0 | 238.8 | 0.3 | 38.3 | 945.8 | 1,223.1 |
| | Total | 980.0 | 878.0 | 362.3 | 1.5 | 57.9 | 1,436.4 | 1,858.0 |
| Univ. Total | Men | 2,833.9 | 675.8 | 460.9 | 11.1 | 50.0 | 2,988.2 | 3,509.6 |
| | Women | 4,774.2 | 1,069.3 | 777.8 | 16.6 | 82.0 | 4,966.6 | 5,843.6 |
| | Total | 7,608.1 | 1,745.1 | 1,238.7 | 27.6 | 132.0 | 7,954.8 | 9,353.2 |



| Year | Enrollment | | | Ave. Ann. | Absolute Change | | | Ave. Ann. | Percent Change | | | Ave. Ann. |
|-------|------------|--------|--------|-----------|-----------------|-------|-------|-----------|----------------|-------|------|-----------|
| | F | W | S | | F | W | S | | F | W | S | |
| 65-66 | 293 | 278 | 296 | 289 | | | | | | | | |
| 66-67 | 605 | 574 | 585 | 588 | 312 | 296 | 289 | 299 | 106.5 | 106.5 | 97.6 | 103.5 |
| 67-68 | 983 | 887 | 900 | 923 | 378 | 313 | 315 | 335 | 62.5 | 54.5 | 53.8 | 57.0 |
| 68-69 | 1,308 | 1,265 | 1,310 | 1,294 | 325 | 378 | 410 | 371 | 33.1 | 42.6 | 45.6 | 40.4 |
| 69-70 | 1,723 | 1,800 | 1,951 | 1,825 | 415 | 535 | 641 | 530 | 31.7 | 42.3 | 48.9 | 41.0 |
| 70-71 | 2,269 | 2,198 | 2,235 | 2,234 | 546 | 398 | 284 | 409 | 31.7 | 22.1 | 14.6 | 22.8 |
| 71-72 | 2,556 | 2,391 | 2,318 | 2,422 | 287 | 193 | 83 | 188 | 12.6 | 8.8 | 3.7 | 8.4 |
| 72-73 | 2,657 | 2,599 | 2,582 | 2,613 | 101 | 208 | 264 | 191 | 4.0 | 8.7 | 11.4 | 8.0 |
| 73-74 | 3,043 | 3,069 | 3,006 | 3,039 | 386 | 470 | 424 | 427 | 14.5 | 18.1 | 16.4 | 16.3 |
| 74-75 | 3,489 | 3,484 | 3,495 | 3,489 | 446 | 415 | 489 | 450 | 14.7 | 13.5 | 16.3 | 14.8 |
| 75-76 | 4,017 | 3,974 | 3,895 | 3,962 | 528 | 490 | 400 | 473 | 15.1 | 14.1 | 11.4 | 13.5 |
| 76-77 | 4,065 | 4,002 | 3,938 | 4,002 | 48 | 28 | 43 | 40 | 1.2 | 0.7 | 1.1 | 1.0 |
| 77-78 | 4,443 | 4,273 | 4,165 | 4,294 | 378 | 271 | 227 | 292 | 9.3 | 6.8 | 5.8 | 7.3 |
| 78-79 | 4,383 | 4,086 | 3,897 | 4,122 | -60 | -187 | -268 | -172 | -1.4 | -4.4 | -6.4 | -4.1 |
| 79-80 | 4,231 | 4,026 | 4,016 | 4,091 | -152 | -60 | 119 | -31 | -3.5 | -1.5 | 3.1 | -0.6 |
| 80-81 | 4,659 | 4,460 | 4,406 | 4,508 | 428 | 434 | 390 | 417 | 10.1 | 10.8 | 9.7 | 10.2 |
| 81-82 | 4,961 | 4,616 | 4,569 | 4,715 | 302 | 156 | 163 | 207 | 6.5 | 3.5 | 3.7 | 4.6 |
| 82-83 | 5,060 | 4,882 | 4,782 | 4,908 | 99 | 266 | 213 | 193 | 2.0 | 5.8 | 4.7 | 4.1 |
| 83-84 | 5,450 | 5,136 | 5,132 | 5,239 | 390 | 254 | 350 | 331 | 7.7 | 5.2 | 7.3 | 6.7 |
| 84-85 | 5,847 | 5,596 | 5,539 | 5,661 | 397 | 460 | 407 | 421 | 7.3 | 9.0 | 7.9 | 8.1 |
| 85-86 | 6,513 | 6,344 | 6,315 | 6,391 | 666 | 748 | 776 | 730 | 11.4 | 13.4 | 14.0 | 12.9 |
| 86-87 | 7,423 | 7,258 | 6,955 | 7,212 | 910 | 914 | 640 | 821 | 14.0 | 14.4 | 10.1 | 12.8 |
| 87-88 | 8,366 | 8,118 | 7,995 | 8,160 | 943 | 860 | 1,040 | 948 | 12.7 | 11.8 | 15.0 | 13.2 |
| 88-89 | 9,673 | 9,286 | 9,129 | 9,363 | 1,307 | 1,168 | 1,134 | 1,203 | 15.6 | 14.4 | 14.2 | 14.7 |
| 89-90 | 10,873 | 10,466 | 10,143 | 10,494 | 1,200 | 1,180 | 1,014 | 1,131 | 12.4 | 12.7 | 11.1 | 12.1 |
| 90-91 | 11,927 | 11,281 | 11,118 | 11,442 | 1,054 | 815 | 975 | 948 | 9.7 | 7.8 | 9.6 | 9.0 |
| 91-92 | 12,561 | 11,876 | 11,618 | 12,018 | 634 | 595 | 500 | 576 | 5.3 | 5.3 | 4.5 | 5.0 |
| 92-93 | 12,485 | 11,748 | 11,462 | 11,898 | -76 | -128 | -156 | -120 | -0.6 | -1.1 | -1.3 | -1.0 |
| 93-94 | 12,121 | 11,571 | 11,240 | 11,644 | -364 | -177 | -222 | -254 | -2.9 | -1.5 | -1.9 | -2.1 |
| 94-95 | 11,864 | 11,416 | 11,007 | 11,429 | -257 | -155 | -233 | -215 | -2.1 | -1.3 | -2.1 | -1.8 |
| 95-96 | 11,957 | 11,534 | 11,051 | 11,514 | 93 | 118 | 44 | 85 | 0.8 | 1.0 | 0.4 | 0.7 |
| 96-97 | 12,153 | 11,966 | 11,861 | 11,993 | 196 | 432 | 810 | 479 | 1.6 | 3.7 | 7.3 | 4.2 |
| 97-98 | | | | | | | | | | | | |

Full Time Equivalent Students Trends Absolute Change from Previous Year



| Year | FTES | | | Ave. Ann. | Absolute Change | | | Ave. Ann. | Percent Change | | | Ave. Ann. |
|-------|-------|-------|-------|-----------|-----------------|------|------|-----------|----------------|-------|-------|-----------|
| | F | W | S | | F | W | S | | F | W | S | |
| 65-66 | 259 | 234 | 249 | 247 | | | | | | | | |
| 66-67 | 524 | 508 | 515 | 516 | 266 | 274 | 266 | 269 | 102.9 | 116.8 | 106.8 | 108.8 |
| 67-68 | 860 | 776 | 785 | 807 | 335 | 268 | 270 | 291 | 63.9 | 52.8 | 52.5 | 56.4 |
| 68-69 | 1,152 | 1,092 | 1,138 | 1,128 | 292 | 316 | 353 | 320 | 34.0 | 40.7 | 44.9 | 39.9 |
| 69-70 | 1,552 | 1,583 | 1,698 | 1,611 | 400 | 490 | 560 | 483 | 34.7 | 44.9 | 49.2 | 42.9 |
| 70-71 | 2,040 | 1,976 | 1,993 | 2,003 | 488 | 394 | 295 | 392 | 31.4 | 24.9 | 17.4 | 24.6 |
| 71-72 | 2,293 | 2,122 | 2,039 | 2,151 | 253 | 145 | 46 | 148 | 12.4 | 7.3 | 2.3 | 7.4 |
| 72-73 | 2,318 | 2,231 | 2,254 | 2,268 | 25 | 109 | 215 | 116 | 1.1 | 5.2 | 10.5 | 5.6 |
| 73-74 | 2,591 | 2,632 | 2,552 | 2,592 | 273 | 401 | 297 | 324 | 11.8 | 18.0 | 13.2 | 14.3 |
| 74-75 | 2,888 | 2,835 | 2,803 | 2,842 | 297 | 203 | 252 | 251 | 11.5 | 7.7 | 9.9 | 9.7 |
| 75-76 | 3,247 | 3,161 | 3,034 | 3,147 | 358 | 326 | 230 | 305 | 12.4 | 11.5 | 8.2 | 10.7 |
| 76-77 | 3,181 | 3,105 | 2,973 | 3,086 | -66 | -56 | -60 | -61 | -2.0 | -1.8 | -2.0 | -1.9 |
| 77-78 | 3,379 | 3,219 | 3,067 | 3,222 | 198 | 114 | 94 | 135 | 6.2 | 3.7 | 3.1 | 4.4 |
| 78-79 | 3,200 | 3,032 | 2,854 | 3,029 | -179 | -188 | -212 | -193 | -5.3 | -5.8 | -6.9 | -6.0 |
| 79-80 | 3,116 | 3,007 | 2,968 | 3,030 | -84 | -25 | 113 | 1 | -2.6 | -0.8 | 4.0 | 0.2 |
| 80-81 | 3,430 | 3,300 | 3,204 | 3,311 | 314 | 293 | 236 | 281 | 10.1 | 9.7 | 7.9 | 9.3 |
| 81-82 | 3,657 | 3,452 | 3,404 | 3,504 | 227 | 152 | 200 | 193 | 6.6 | 4.6 | 6.3 | 5.8 |
| 82-83 | 3,790 | 3,705 | 3,573 | 3,689 | 133 | 253 | 169 | 185 | 3.6 | 7.3 | 5.0 | 5.3 |
| 83-84 | 4,125 | 3,919 | 3,820 | 3,955 | 335 | 215 | 247 | 266 | 8.8 | 5.8 | 6.9 | 7.2 |
| 84-85 | 4,463 | 4,293 | 4,149 | 4,302 | 338 | 374 | 329 | 347 | 8.2 | 9.5 | 8.6 | 8.8 |
| 85-86 | 4,910 | 4,769 | 4,671 | 4,783 | 447 | 476 | 522 | 481 | 10.0 | 11.1 | 12.6 | 11.2 |
| 86-87 | 5,539 | 5,375 | 5,126 | 5,347 | 630 | 606 | 455 | 564 | 12.8 | 12.7 | 9.7 | 11.8 |
| 87-88 | 6,261 | 6,100 | 5,927 | 6,096 | 722 | 725 | 801 | 749 | 13.0 | 13.5 | 15.6 | 14.1 |
| 88-89 | 7,374 | 7,085 | 6,841 | 7,100 | 1,113 | 985 | 914 | 1,004 | 17.8 | 16.1 | 15.4 | 16.4 |
| 89-90 | 7,613 | 7,195 | 6,952 | 7,253 | 239 | 110 | 111 | 153 | 3.2 | 1.6 | 1.6 | 2.1 |
| 90-91 | 8,443 | 8,041 | 7,812 | 8,099 | 830 | 846 | 860 | 845 | 10.9 | 11.8 | 12.4 | 11.7 |
| 91-92 | 9,105 | 8,615 | 8,401 | 8,707 | 661 | 574 | 589 | 608 | 7.8 | 7.1 | 7.5 | 7.5 |
| 92-93 | 9,354 | 8,880 | 8,626 | 8,953 | 250 | 265 | 225 | 247 | 2.7 | 3.1 | 2.7 | 2.8 |
| 93-94 | 9,343 | 8,944 | 8,562 | 8,950 | -12 | 63 | -63 | -4 | -0.1 | 0.7 | -0.7 | 0.0 |
| 94-95 | 9,179 | 8,837 | 8,481 | 8,832 | -164 | -107 | -81 | -118 | -1.8 | -1.2 | -0.9 | -1.3 |
| 95-96 | 9,331 | 9,011 | 8,438 | 8,927 | 153 | 175 | -43 | 95 | 1.7 | 2.0 | -0.5 | 1.0 |
| 96-97 | 9,480 | 9,347 | 9,232 | 9,353 | 149 | 336 | 794 | 426 | 1.6 | 3.7 | 9.4 | 4.9 |
| 97-98 | | | | | | | | | | | | |

Enrollment by Class Level

| Year | Freshmen | | | Sophomores | | | Juniors | | | Seniors | | | Graduates | | | Total | | |
|-------|----------|-------|-------|------------|-------|-------|---------|-------|-------|---------|-------|-------|-----------|-------|-------|--------|--------|--------|
| | F | W | S | F | W | S | F | W | S | F | W | S | F | W | S | F | W | S |
| 65-66 | 95 | 90 | 86 | 11 | 11 | 11 | 132 | 119 | 136 | 40 | 42 | 41 | 15 | 16 | 22 | 293 | 278 | 296 |
| 66-67 | 145 | 143 | 132 | 90 | 92 | 89 | 196 | 190 | 200 | 140 | 130 | 136 | 34 | 19 | 28 | 605 | 574 | 585 |
| 67-68 | 227 | 175 | 147 | 248 | 231 | 108 | 254 | 252 | 274 | 132 | 118 | 256 | 122 | 111 | 115 | 983 | 887 | 900 |
| 68-69 | 213 | 189 | 187 | 187 | 160 | 155 | 395 | 368 | 342 | 334 | 377 | 430 | 179 | 171 | 196 | 1,308 | 1,265 | 1,310 |
| 69-70 | 286 | 269 | 221 | 220 | 234 | 205 | 561 | 632 | 656 | 441 | 435 | 598 | 215 | 230 | 271 | 1,723 | 1,800 | 1,951 |
| 70-71 | 389 | 351 | 315 | 241 | 214 | 193 | 743 | 683 | 641 | 621 | 671 | 765 | 275 | 279 | 321 | 2,269 | 2,198 | 2,235 |
| 71-72 | 394 | 325 | 330 | 256 | 232 | 235 | 835 | 682 | 697 | 719 | 828 | 743 | 352 | 324 | 313 | 2,556 | 2,391 | 2,318 |
| 72-73 | 363 | 315 | 272 | 280 | 298 | 247 | 809 | 832 | 680 | 813 | 741 | 914 | 392 | 413 | 469 | 2,657 | 2,599 | 2,582 |
| 73-74 | 354 | 281 | 278 | 270 | 253 | 253 | 914 | 819 | 889 | 830 | 1,002 | 816 | 675 | 714 | 770 | 3,043 | 3,069 | 3,006 |
| 74-75 | 636 | 641 | 511 | 430 | 344 | 339 | 804 | 815 | 740 | 984 | 1,024 | 1,119 | 635 | 660 | 786 | 3,489 | 3,484 | 3,495 |
| 75-76 | 516 | 416 | 406 | 459 | 380 | 347 | 1,020 | 952 | 869 | 1,016 | 1,109 | 1,166 | 1,006 | 1,117 | 1,107 | 4,017 | 3,974 | 3,895 |
| 76-77 | 607 | 517 | 364 | 467 | 371 | 371 | 991 | 879 | 854 | 930 | 1,065 | 1,144 | 1,070 | 1,170 | 1,205 | 4,065 | 4,002 | 3,938 |
| 77-78 | 610 | 503 | 418 | 474 | 413 | 365 | 999 | 922 | 846 | 1,050 | 1,100 | 1,180 | 1,310 | 1,335 | 1,356 | 4,443 | 4,273 | 4,165 |
| 78-79 | 649 | 443 | 377 | 434 | 391 | 361 | 960 | 863 | 762 | 1,020 | 1,086 | 1,158 | 1,320 | 1,303 | 1,239 | 4,383 | 4,086 | 3,897 |
| 79-80 | 552 | 419 | 364 | 469 | 426 | 372 | 869 | 794 | 784 | 1,037 | 1,113 | 1,139 | 1,304 | 1,274 | 1,357 | 4,231 | 4,026 | 4,016 |
| 80-81 | 695 | 566 | 490 | 472 | 448 | 396 | 971 | 863 | 818 | 1,052 | 1,137 | 1,251 | 1,469 | 1,446 | 1,451 | 4,659 | 4,460 | 4,406 |
| 81-82 | 719 | 505 | 428 | 528 | 476 | 430 | 1,023 | 868 | 856 | 1,128 | 1,273 | 1,369 | 1,563 | 1,494 | 1,486 | 4,961 | 4,616 | 4,569 |
| 82-83 | 596 | 442 | 394 | 593 | 507 | 473 | 1,038 | 1,016 | 960 | 1,324 | 1,433 | 1,488 | 1,509 | 1,484 | 1,467 | 5,060 | 4,882 | 4,782 |
| 83-84 | 679 | 517 | 447 | 599 | 492 | 450 | 1,210 | 1,108 | 1,030 | 1,430 | 1,533 | 1,671 | 1,532 | 1,486 | 1,534 | 5,450 | 5,136 | 5,132 |
| 84-85 | 800 | 717 | 595 | 626 | 581 | 481 | 1,274 | 1,092 | 1,103 | 1,557 | 1,603 | 1,742 | 1,590 | 1,603 | 1,618 | 5,847 | 5,596 | 5,539 |
| 85-86 | 905 | 798 | 711 | 696 | 792 | 647 | 1,438 | 1,243 | 1,258 | 1,647 | 1,675 | 1,798 | 1,827 | 1,836 | 1,901 | 6,513 | 6,344 | 6,315 |
| 86-87 | 1,046 | 797 | 654 | 770 | 652 | 593 | 1,721 | 1,729 | 1,537 | 1,719 | 1,826 | 1,988 | 2,167 | 2,254 | 2,183 | 7,423 | 7,258 | 6,955 |
| 87-88 | 1,181 | 904 | 763 | 903 | 833 | 726 | 1,897 | 1,847 | 1,730 | 1,998 | 2,195 | 2,322 | 2,387 | 2,339 | 2,454 | 8,366 | 8,118 | 7,995 |
| 88-89 | 1,576 | 1,139 | 949 | 1,030 | 907 | 869 | 2,185 | 2,039 | 1,883 | 2,265 | 2,497 | 2,766 | 2,617 | 2,704 | 2,662 | 9,673 | 9,286 | 9,129 |
| 89-90 | 1,784 | 1,400 | 1,126 | 1,313 | 1,122 | 996 | 2,212 | 2,230 | 2,192 | 2,605 | 2,709 | 2,877 | 2,959 | 3,005 | 2,952 | 10,873 | 10,466 | 10,143 |
| 90-91 | 1,913 | 1,386 | 1,124 | 1,381 | 1,281 | 1,216 | 2,612 | 2,468 | 2,359 | 2,687 | 2,856 | 3,098 | 3,334 | 3,290 | 3,321 | 11,927 | 11,281 | 11,118 |
| 91-92 | 1,774 | 1,324 | 1,057 | 1,528 | 1,274 | 1,141 | 2,820 | 2,726 | 2,616 | 2,928 | 3,108 | 3,384 | 3,511 | 3,444 | 3,420 | 12,561 | 11,876 | 11,618 |
| 92-93 | 1,583 | 1,162 | 917 | 1,412 | 1,242 | 1,106 | 2,926 | 2,806 | 2,697 | 3,277 | 3,394 | 3,675 | 3,287 | 3,144 | 3,067 | 12,485 | 11,748 | 11,462 |
| 93-94 | 1,465 | 1,135 | 864 | 1,317 | 1,156 | 1,013 | 2,941 | 2,780 | 2,557 | 3,457 | 3,678 | 4,020 | 2,941 | 2,822 | 2,786 | 12,121 | 11,571 | 11,240 |
| 94-95 | 1,464 | 1,099 | 933 | 1,099 | 1,086 | 981 | 2,834 | 2,698 | 2,419 | 3,618 | 3,740 | 3,952 | 2,849 | 2,793 | 2,722 | 11,864 | 11,416 | 11,007 |
| 95-96 | 1,615 | 1,256 | 994 | 1,139 | 1,045 | 946 | 2,753 | 2,633 | 2,375 | 3,593 | 3,742 | 3,932 | 2,857 | 2,858 | 2,804 | 11,957 | 11,534 | 11,051 |
| 96-97 | 1,787 | 1,379 | 1,110 | 1,201 | 1,108 | 990 | 2,544 | 2,582 | 2,389 | 3,562 | 3,691 | 4,023 | 3,059 | 3,206 | 3,349 | 12,153 | 11,966 | 11,861 |
| 97-98 | | | | | | | | | | | | | | | | | | |

Percentage of Enrollment by Class Level

| Year | Freshmen | | | Sophomores | | | Juniors | | | Seniors | | | Graduates | | | Total | | |
|-------|----------|------|------|------------|------|------|---------|------|------|---------|------|------|-----------|------|------|-------|-------|-------|
| | F | W | S | F | W | S | F | W | S | F | W | S | F | W | S | F | W | S |
| 65-66 | 32.4 | 32.4 | 29.1 | 3.8 | 4.0 | 3.7 | 45.1 | 42.8 | 45.9 | 13.7 | 15.1 | 13.9 | 5.1 | 5.8 | 7.4 | 100.0 | 100.0 | 100.0 |
| 66-67 | 24.0 | 24.9 | 22.6 | 14.9 | 16.0 | 15.2 | 32.4 | 33.1 | 34.2 | 23.1 | 22.6 | 23.2 | 5.6 | 3.3 | 4.8 | 100.0 | 100.0 | 100.0 |
| 67-68 | 23.1 | 19.7 | 16.3 | 25.2 | 26.0 | 12.0 | 25.8 | 28.4 | 30.4 | 13.4 | 13.3 | 28.4 | 12.4 | 12.5 | 12.8 | 100.0 | 100.0 | 100.0 |
| 68-69 | 16.3 | 14.9 | 14.3 | 14.3 | 12.6 | 11.8 | 30.2 | 29.1 | 26.1 | 25.5 | 29.8 | 32.8 | 13.7 | 13.5 | 15.0 | 100.0 | 100.0 | 100.0 |
| 69-70 | 16.6 | 14.9 | 11.3 | 12.8 | 13.0 | 10.5 | 32.6 | 35.1 | 33.6 | 25.6 | 24.2 | 30.7 | 12.5 | 12.8 | 13.9 | 100.0 | 100.0 | 100.0 |
| 70-71 | 17.1 | 16.0 | 14.1 | 10.6 | 9.7 | 8.6 | 32.7 | 31.1 | 28.7 | 27.4 | 30.5 | 34.2 | 12.1 | 12.7 | 14.4 | 100.0 | 100.0 | 100.0 |
| 71-72 | 15.4 | 13.6 | 14.2 | 10.0 | 9.7 | 10.1 | 32.7 | 28.5 | 30.1 | 28.1 | 34.6 | 32.1 | 13.8 | 13.6 | 13.5 | 100.0 | 100.0 | 100.0 |
| 72-73 | 13.7 | 12.1 | 10.5 | 10.5 | 11.5 | 9.6 | 30.4 | 32.0 | 26.3 | 30.6 | 28.5 | 35.4 | 14.8 | 15.9 | 18.2 | 100.0 | 100.0 | 100.0 |
| 73-74 | 11.6 | 9.2 | 9.2 | 8.9 | 8.2 | 8.4 | 30.0 | 26.7 | 29.6 | 27.3 | 32.6 | 27.1 | 22.2 | 23.3 | 25.6 | 100.0 | 100.0 | 100.0 |
| 74-75 | 18.2 | 18.4 | 14.6 | 12.3 | 9.9 | 9.7 | 23.0 | 23.4 | 21.2 | 28.2 | 29.4 | 32.0 | 18.2 | 18.9 | 22.5 | 100.0 | 100.0 | 100.0 |
| 75-76 | 12.8 | 10.5 | 10.4 | 11.4 | 9.6 | 8.9 | 25.4 | 24.0 | 22.3 | 25.3 | 27.9 | 29.9 | 25.0 | 28.1 | 28.4 | 100.0 | 100.0 | 100.0 |
| 76-77 | 14.9 | 12.9 | 9.2 | 11.5 | 9.3 | 9.4 | 24.4 | 22.0 | 21.7 | 22.9 | 26.6 | 29.1 | 26.3 | 29.2 | 30.6 | 100.0 | 100.0 | 100.0 |
| 77-78 | 13.7 | 11.8 | 10.0 | 10.7 | 9.7 | 8.8 | 22.5 | 21.6 | 20.3 | 23.6 | 25.7 | 28.3 | 29.5 | 31.2 | 32.6 | 100.0 | 100.0 | 100.0 |
| 78-79 | 14.8 | 10.8 | 9.7 | 9.9 | 9.6 | 9.3 | 21.9 | 21.1 | 19.6 | 23.3 | 26.6 | 29.7 | 30.1 | 31.9 | 31.8 | 100.0 | 100.0 | 100.0 |
| 79-80 | 13.0 | 10.4 | 9.1 | 11.1 | 10.6 | 9.3 | 20.5 | 19.7 | 19.5 | 24.5 | 27.6 | 28.4 | 30.8 | 31.6 | 33.8 | 100.0 | 100.0 | 100.0 |
| 80-81 | 14.9 | 12.7 | 11.1 | 10.1 | 10.0 | 9.0 | 20.8 | 19.3 | 18.6 | 22.6 | 25.5 | 28.4 | 31.5 | 32.4 | 32.9 | 100.0 | 100.0 | 100.0 |
| 81-82 | 14.5 | 10.9 | 9.4 | 10.6 | 10.3 | 9.4 | 20.6 | 18.8 | 18.7 | 22.7 | 27.6 | 30.0 | 31.5 | 32.4 | 32.5 | 100.0 | 100.0 | 100.0 |
| 82-83 | 11.8 | 9.1 | 8.2 | 11.7 | 10.4 | 9.9 | 20.5 | 20.8 | 20.1 | 26.2 | 29.4 | 31.1 | 29.8 | 30.4 | 30.7 | 100.0 | 100.0 | 100.0 |
| 83-84 | 12.5 | 10.1 | 8.7 | 11.0 | 9.6 | 8.8 | 22.2 | 21.6 | 20.1 | 26.2 | 29.8 | 32.6 | 28.1 | 28.9 | 29.9 | 100.0 | 100.0 | 100.0 |
| 84-85 | 13.7 | 12.8 | 10.7 | 10.7 | 10.4 | 8.7 | 21.8 | 19.5 | 19.9 | 26.6 | 28.6 | 31.4 | 27.2 | 28.6 | 29.2 | 100.0 | 100.0 | 100.0 |
| 85-86 | 13.9 | 12.6 | 11.3 | 10.7 | 12.5 | 10.2 | 22.1 | 19.6 | 19.9 | 25.3 | 26.4 | 28.5 | 28.1 | 28.9 | 30.1 | 100.0 | 100.0 | 100.0 |
| 86-87 | 14.1 | 11.0 | 9.4 | 10.4 | 9.0 | 8.5 | 23.2 | 23.8 | 22.1 | 23.2 | 25.2 | 28.6 | 29.2 | 31.1 | 31.4 | 100.0 | 100.0 | 100.0 |
| 87-88 | 14.1 | 11.1 | 9.5 | 10.8 | 10.3 | 9.1 | 22.7 | 22.8 | 21.6 | 23.9 | 27.0 | 29.0 | 28.5 | 28.8 | 30.7 | 100.0 | 100.0 | 100.0 |
| 88-89 | 16.3 | 12.3 | 10.4 | 10.6 | 9.8 | 9.5 | 22.6 | 22.0 | 20.6 | 23.4 | 26.9 | 30.3 | 27.1 | 29.1 | 29.2 | 100.0 | 100.0 | 100.0 |
| 89-90 | 16.4 | 13.4 | 11.1 | 12.1 | 10.7 | 9.8 | 20.3 | 21.3 | 21.6 | 24.0 | 25.9 | 28.4 | 27.2 | 28.7 | 29.1 | 100.0 | 100.0 | 100.0 |
| 90-91 | 16.0 | 12.3 | 10.1 | 11.6 | 11.4 | 10.9 | 21.9 | 21.9 | 21.2 | 22.5 | 25.3 | 27.9 | 28.0 | 29.2 | 29.9 | 100.0 | 100.0 | 100.0 |
| 91-92 | 14.1 | 11.1 | 9.1 | 12.2 | 10.7 | 9.8 | 22.5 | 23.0 | 22.5 | 23.3 | 26.2 | 29.1 | 28.0 | 29.0 | 29.4 | 100.0 | 100.0 | 100.0 |
| 92-93 | 12.7 | 9.9 | 8.0 | 11.3 | 10.6 | 9.6 | 23.4 | 23.9 | 23.5 | 26.2 | 28.9 | 32.1 | 26.3 | 26.8 | 26.8 | 100.0 | 100.0 | 100.0 |
| 93-94 | 12.1 | 9.8 | 7.7 | 10.9 | 10.0 | 9.0 | 24.3 | 24.0 | 22.7 | 28.5 | 31.8 | 35.8 | 24.3 | 24.4 | 24.8 | 100.0 | 100.0 | 100.0 |
| 94-95 | 12.3 | 9.6 | 8.5 | 9.3 | 9.5 | 8.9 | 23.9 | 23.6 | 22.0 | 30.5 | 32.8 | 35.9 | 24.0 | 24.5 | 24.7 | 100.0 | 100.0 | 100.0 |
| 95-96 | 13.5 | 10.9 | 9.0 | 9.5 | 9.1 | 8.6 | 23.0 | 22.8 | 21.5 | 30.0 | 32.4 | 35.6 | 23.9 | 24.8 | 25.4 | 100.0 | 100.0 | 100.0 |
| 96-97 | 14.7 | 11.5 | 9.4 | 9.9 | 9.3 | 8.3 | 20.9 | 21.6 | 20.1 | 29.3 | 30.8 | 33.9 | 25.2 | 26.8 | 28.2 | 100.0 | 100.0 | 100.0 |
| 97-98 | | | | | | | | | | | | | | | | | | |

FTES Generated by Class Level of Student

| Year | Freshmen | | | Sophomores | | | Juniors | | | Seniors | | | Graduates | | | Total | | |
|-------|----------|-------|-----|------------|-------|-----|---------|-------|-------|---------|-------|-------|-----------|-------|-------|-------|-------|-------|
| | F | W | S | F | W | S | F | W | S | F | W | S | F | W | S | F | W | S |
| 65-66 | 97 | 90 | 88 | 9 | 8 | 10 | 115 | 99 | 113 | 31 | 30 | 29 | 7 | 7 | 9 | 259 | 234 | 249 |
| 66-67 | 142 | 139 | 132 | 90 | 87 | 85 | 158 | 157 | 165 | 118 | 115 | 117 | 16 | 10 | 16 | 524 | 508 | 515 |
| 67-68 | 221 | 171 | 152 | 231 | 212 | 104 | 219 | 220 | 245 | 119 | 104 | 211 | 70 | 69 | 73 | 860 | 776 | 785 |
| 68-69 | 218 | 192 | 187 | 181 | 154 | 152 | 358 | 321 | 305 | 289 | 322 | 373 | 106 | 104 | 121 | 1,152 | 1,092 | 1,138 |
| 69-70 | 288 | 261 | 214 | 210 | 223 | 196 | 518 | 569 | 583 | 397 | 382 | 527 | 139 | 147 | 178 | 1,552 | 1,583 | 1,698 |
| 70-71 | 387 | 347 | 313 | 229 | 207 | 189 | 678 | 608 | 565 | 555 | 619 | 697 | 191 | 195 | 229 | 2,040 | 1,976 | 1,993 |
| 71-72 | 390 | 324 | 311 | 248 | 223 | 222 | 758 | 607 | 624 | 642 | 734 | 655 | 255 | 233 | 228 | 2,293 | 2,122 | 2,039 |
| 72-73 | 350 | 298 | 252 | 276 | 274 | 229 | 712 | 732 | 610 | 717 | 657 | 843 | 263 | 271 | 320 | 2,318 | 2,231 | 2,254 |
| 73-74 | 340 | 266 | 262 | 261 | 235 | 235 | 796 | 724 | 772 | 742 | 921 | 735 | 452 | 486 | 548 | 2,591 | 2,632 | 2,552 |
| 74-75 | 552 | 526 | 431 | 380 | 299 | 295 | 693 | 696 | 634 | 861 | 900 | 966 | 403 | 414 | 478 | 2,888 | 2,835 | 2,803 |
| 75-76 | 473 | 385 | 357 | 407 | 341 | 303 | 888 | 823 | 740 | 865 | 939 | 989 | 614 | 674 | 645 | 3,247 | 3,161 | 3,034 |
| 76-77 | 534 | 447 | 317 | 411 | 330 | 312 | 840 | 740 | 705 | 772 | 898 | 960 | 624 | 690 | 679 | 3,181 | 3,105 | 2,973 |
| 77-78 | 541 | 450 | 374 | 422 | 357 | 305 | 827 | 759 | 683 | 857 | 911 | 949 | 732 | 742 | 756 | 3,379 | 3,219 | 3,067 |
| 78-79 | 522 | 395 | 326 | 381 | 340 | 309 | 774 | 705 | 613 | 818 | 874 | 932 | 705 | 718 | 673 | 3,200 | 3,032 | 2,854 |
| 79-80 | 493 | 372 | 321 | 398 | 378 | 326 | 715 | 639 | 638 | 821 | 922 | 951 | 689 | 697 | 732 | 3,116 | 3,007 | 2,968 |
| 80-81 | 617 | 501 | 432 | 409 | 389 | 340 | 789 | 715 | 663 | 843 | 917 | 1,005 | 772 | 777 | 764 | 3,430 | 3,300 | 3,204 |
| 81-82 | 629 | 448 | 380 | 459 | 424 | 376 | 829 | 725 | 710 | 897 | 1,032 | 1,120 | 844 | 822 | 818 | 3,657 | 3,452 | 3,404 |
| 82-83 | 527 | 394 | 342 | 524 | 449 | 411 | 865 | 855 | 792 | 1,067 | 1,186 | 1,237 | 808 | 821 | 791 | 3,790 | 3,705 | 3,573 |
| 83-84 | 591 | 457 | 396 | 526 | 427 | 377 | 1,002 | 926 | 832 | 1,163 | 1,270 | 1,374 | 843 | 839 | 842 | 4,125 | 3,919 | 3,820 |
| 84-85 | 706 | 636 | 513 | 542 | 503 | 406 | 1,055 | 918 | 899 | 1,246 | 1,329 | 1,448 | 914 | 908 | 884 | 4,463 | 4,293 | 4,149 |
| 85-86 | 803 | 701 | 598 | 592 | 677 | 553 | 1,180 | 1,013 | 1,012 | 1,334 | 1,356 | 1,473 | 1,000 | 1,022 | 1,035 | 4,910 | 4,769 | 4,671 |
| 86-87 | 922 | 700 | 573 | 652 | 560 | 499 | 1,405 | 1,387 | 1,230 | 1,388 | 1,485 | 1,660 | 1,172 | 1,243 | 1,164 | 5,539 | 5,375 | 5,126 |
| 87-88 | 1,057 | 804 | 668 | 784 | 708 | 616 | 1,532 | 1,498 | 1,379 | 1,614 | 1,803 | 1,921 | 1,274 | 1,287 | 1,343 | 6,261 | 6,100 | 5,927 |
| 88-89 | 1,404 | 1,025 | 838 | 892 | 791 | 729 | 1,797 | 1,692 | 1,538 | 1,857 | 2,089 | 2,316 | 1,424 | 1,488 | 1,420 | 7,374 | 7,085 | 6,841 |
| 89-90 | 1,486 | 1,135 | 908 | 1,068 | 894 | 797 | 1,674 | 1,664 | 1,641 | 1,964 | 2,061 | 2,209 | 1,421 | 1,441 | 1,398 | 7,613 | 7,195 | 6,952 |
| 90-91 | 1,612 | 1,159 | 932 | 1,119 | 1,048 | 975 | 2,038 | 1,943 | 1,812 | 2,022 | 2,233 | 2,426 | 1,653 | 1,659 | 1,666 | 8,443 | 8,041 | 7,812 |
| 91-92 | 1,543 | 1,124 | 889 | 1,279 | 1,062 | 943 | 2,254 | 2,190 | 2,095 | 2,291 | 2,472 | 2,734 | 1,736 | 1,767 | 1,739 | 9,105 | 8,615 | 8,401 |
| 92-93 | 1,390 | 1,024 | 813 | 1,209 | 1,068 | 930 | 2,403 | 2,295 | 2,204 | 2,640 | 2,806 | 3,056 | 1,712 | 1,687 | 1,622 | 9,354 | 8,880 | 8,626 |
| 93-94 | 1,295 | 996 | 757 | 1,134 | 984 | 862 | 2,450 | 2,289 | 2,100 | 2,893 | 3,110 | 3,359 | 1,571 | 1,565 | 1,484 | 9,343 | 8,944 | 8,562 |
| 94-95 | 1,253 | 951 | 800 | 950 | 914 | 824 | 2,389 | 2,234 | 2,023 | 3,039 | 3,146 | 3,327 | 1,548 | 1,591 | 1,507 | 9,179 | 8,837 | 8,481 |
| 95-96 | 1,382 | 1,086 | 842 | 980 | 891 | 788 | 2,291 | 2,186 | 1,966 | 3,075 | 3,217 | 3,295 | 1,603 | 1,632 | 1,547 | 9,331 | 9,011 | 8,438 |
| 96-97 | 1,546 | 1,186 | 968 | 1,029 | 959 | 849 | 2,131 | 2,151 | 2,008 | 3,019 | 3,169 | 3,471 | 1,755 | 1,883 | 1,937 | 9,480 | 9,347 | 9,232 |
| 97-98 | | | | | | | | | | | | | | | | | | |

Percentage of FTES Generated by Class Level of Student

| Year | Freshmen | | | Sophomores | | | Juniors | | | Seniors | | | Graduates | | | Total | | |
|-------|----------|------|------|------------|------|------|---------|------|------|---------|------|------|-----------|------|------|-------|-------|-------|
| | F | W | S | F | W | S | F | W | S | F | W | S | F | W | S | F | W | S |
| 65-66 | 37.4 | 38.5 | 35.3 | 3.5 | 3.6 | 4.0 | 44.4 | 42.1 | 45.4 | 11.9 | 12.8 | 11.6 | 2.9 | 3.0 | 3.6 | 100.0 | 100.0 | 100.0 |
| 66-67 | 27.1 | 27.4 | 25.6 | 17.2 | 17.2 | 16.4 | 30.1 | 30.8 | 32.1 | 22.6 | 22.6 | 22.7 | 3.1 | 2.0 | 3.2 | 100.0 | 100.0 | 100.0 |
| 67-68 | 25.7 | 22.0 | 19.4 | 26.8 | 27.3 | 13.2 | 25.5 | 28.3 | 31.2 | 13.8 | 13.4 | 26.9 | 8.1 | 8.9 | 9.3 | 100.0 | 100.0 | 100.0 |
| 68-69 | 18.9 | 17.6 | 16.4 | 15.7 | 14.1 | 13.4 | 31.1 | 29.4 | 26.8 | 25.1 | 29.4 | 32.8 | 9.2 | 9.5 | 10.6 | 100.0 | 100.0 | 100.0 |
| 69-70 | 18.6 | 16.5 | 12.6 | 13.5 | 14.1 | 11.5 | 33.4 | 36.0 | 34.3 | 25.6 | 24.1 | 31.0 | 9.0 | 9.3 | 10.5 | 100.0 | 100.0 | 100.0 |
| 70-71 | 19.0 | 17.6 | 15.7 | 11.2 | 10.5 | 9.5 | 33.2 | 30.8 | 28.4 | 27.2 | 31.3 | 35.0 | 9.4 | 9.9 | 11.5 | 100.0 | 100.0 | 100.0 |
| 71-72 | 17.0 | 15.3 | 15.2 | 10.8 | 10.5 | 10.9 | 33.1 | 28.6 | 30.6 | 28.0 | 34.6 | 32.1 | 11.1 | 11.0 | 11.2 | 100.0 | 100.0 | 100.0 |
| 72-73 | 15.1 | 13.3 | 11.2 | 11.9 | 12.3 | 10.1 | 30.7 | 32.8 | 27.1 | 30.9 | 29.4 | 37.4 | 11.3 | 12.1 | 14.2 | 100.0 | 100.0 | 100.0 |
| 73-74 | 13.1 | 10.1 | 10.3 | 10.1 | 8.9 | 9.2 | 30.7 | 27.5 | 30.3 | 28.6 | 35.0 | 28.8 | 17.4 | 18.5 | 21.5 | 100.0 | 100.0 | 100.0 |
| 74-75 | 19.1 | 18.5 | 15.4 | 13.2 | 10.6 | 10.5 | 24.0 | 24.6 | 22.6 | 29.8 | 31.7 | 34.4 | 13.9 | 14.6 | 17.1 | 100.0 | 100.0 | 100.0 |
| 75-76 | 14.6 | 12.2 | 11.8 | 12.5 | 10.8 | 10.0 | 27.4 | 26.0 | 24.4 | 26.6 | 29.7 | 32.6 | 18.9 | 21.3 | 21.3 | 100.0 | 100.0 | 100.0 |
| 76-77 | 16.8 | 14.4 | 10.7 | 12.9 | 10.6 | 10.5 | 26.4 | 23.8 | 23.7 | 24.3 | 28.9 | 32.3 | 19.6 | 22.2 | 22.8 | 100.0 | 100.0 | 100.0 |
| 77-78 | 16.0 | 14.0 | 12.2 | 12.5 | 11.1 | 9.9 | 24.5 | 23.6 | 22.3 | 25.4 | 28.3 | 30.9 | 21.7 | 23.1 | 24.7 | 100.0 | 100.0 | 100.0 |
| 78-79 | 16.3 | 13.0 | 11.4 | 11.9 | 11.2 | 10.8 | 24.2 | 23.3 | 21.5 | 25.6 | 28.8 | 32.7 | 22.0 | 23.7 | 23.6 | 100.0 | 100.0 | 100.0 |
| 79-80 | 15.8 | 12.4 | 10.8 | 12.8 | 12.6 | 11.0 | 22.9 | 21.2 | 21.5 | 26.3 | 30.7 | 32.0 | 22.1 | 23.2 | 24.7 | 100.0 | 100.0 | 100.0 |
| 80-81 | 18.0 | 15.2 | 13.5 | 11.9 | 11.8 | 10.6 | 23.0 | 21.7 | 20.7 | 24.6 | 27.8 | 31.4 | 22.5 | 23.6 | 23.8 | 100.0 | 100.0 | 100.0 |
| 81-82 | 17.2 | 13.0 | 11.2 | 12.5 | 12.3 | 11.0 | 22.7 | 21.0 | 20.9 | 24.5 | 29.9 | 32.9 | 23.1 | 23.8 | 24.0 | 100.0 | 100.0 | 100.0 |
| 82-83 | 13.9 | 10.6 | 9.6 | 13.8 | 12.1 | 11.5 | 22.8 | 23.1 | 22.2 | 28.1 | 32.0 | 34.6 | 21.3 | 22.2 | 22.1 | 100.0 | 100.0 | 100.0 |
| 83-84 | 14.3 | 11.7 | 10.4 | 12.7 | 10.9 | 9.9 | 24.3 | 23.6 | 21.8 | 28.2 | 32.4 | 36.0 | 20.4 | 21.4 | 22.0 | 100.0 | 100.0 | 100.0 |
| 84-85 | 15.8 | 14.8 | 12.4 | 12.1 | 11.7 | 9.8 | 23.6 | 21.4 | 21.7 | 27.9 | 30.9 | 34.9 | 20.5 | 21.2 | 21.3 | 100.0 | 100.0 | 100.0 |
| 85-86 | 16.4 | 14.7 | 12.8 | 12.1 | 14.2 | 11.8 | 24.0 | 21.2 | 21.7 | 27.2 | 28.4 | 31.5 | 20.4 | 21.4 | 22.2 | 100.0 | 100.0 | 100.0 |
| 86-87 | 16.6 | 13.0 | 11.2 | 11.8 | 10.4 | 9.7 | 25.4 | 25.8 | 24.0 | 25.1 | 27.6 | 32.4 | 21.2 | 23.1 | 22.7 | 100.0 | 100.0 | 100.0 |
| 87-88 | 16.9 | 13.2 | 11.3 | 12.5 | 11.6 | 10.4 | 24.5 | 24.6 | 23.3 | 25.8 | 29.6 | 32.4 | 20.3 | 21.1 | 22.7 | 100.0 | 100.0 | 100.0 |
| 88-89 | 19.0 | 14.5 | 12.2 | 12.1 | 11.2 | 10.7 | 24.4 | 23.9 | 22.5 | 25.2 | 29.5 | 33.9 | 19.3 | 21.0 | 20.8 | 100.0 | 100.0 | 100.0 |
| 89-90 | 19.5 | 15.8 | 13.1 | 14.0 | 12.4 | 11.5 | 22.0 | 23.1 | 23.6 | 25.8 | 28.6 | 31.8 | 18.7 | 20.0 | 20.1 | 100.0 | 100.0 | 100.0 |
| 90-91 | 19.1 | 14.4 | 11.9 | 13.3 | 13.0 | 12.5 | 24.1 | 24.2 | 23.2 | 23.9 | 27.8 | 31.1 | 19.6 | 20.6 | 21.3 | 100.0 | 100.0 | 100.0 |
| 91-92 | 17.0 | 13.0 | 10.6 | 14.1 | 12.3 | 11.2 | 24.8 | 25.4 | 24.9 | 25.2 | 28.7 | 32.5 | 19.1 | 20.5 | 20.7 | 100.0 | 100.0 | 100.0 |
| 92-93 | 14.9 | 11.5 | 9.4 | 12.9 | 12.0 | 10.8 | 25.7 | 25.8 | 25.6 | 28.2 | 31.6 | 35.4 | 18.3 | 19.0 | 18.8 | 100.0 | 100.0 | 100.0 |
| 93-94 | 13.9 | 11.1 | 8.8 | 12.1 | 11.0 | 10.1 | 26.2 | 25.6 | 24.5 | 31.0 | 34.8 | 39.2 | 16.8 | 17.5 | 17.3 | 100.0 | 100.0 | 100.0 |
| 94-95 | 13.7 | 10.8 | 9.4 | 10.3 | 10.3 | 9.7 | 26.0 | 25.3 | 23.9 | 33.1 | 35.6 | 39.2 | 16.9 | 18.0 | 17.8 | 100.0 | 100.0 | 100.0 |
| 95-96 | 14.8 | 12.0 | 10.0 | 10.5 | 9.9 | 9.3 | 24.6 | 24.3 | 23.3 | 33.0 | 35.7 | 39.0 | 17.2 | 18.1 | 18.3 | 100.0 | 100.0 | 100.0 |
| 96-97 | 16.3 | 12.7 | 10.5 | 10.9 | 10.3 | 9.2 | 22.5 | 23.0 | 21.7 | 31.8 | 33.9 | 37.6 | 18.5 | 20.1 | 21.0 | 100.0 | 100.0 | 100.0 |
| 97-98 | | | | | | | | | | | | | | | | | | |

Average Unit Load by Class Level of Student

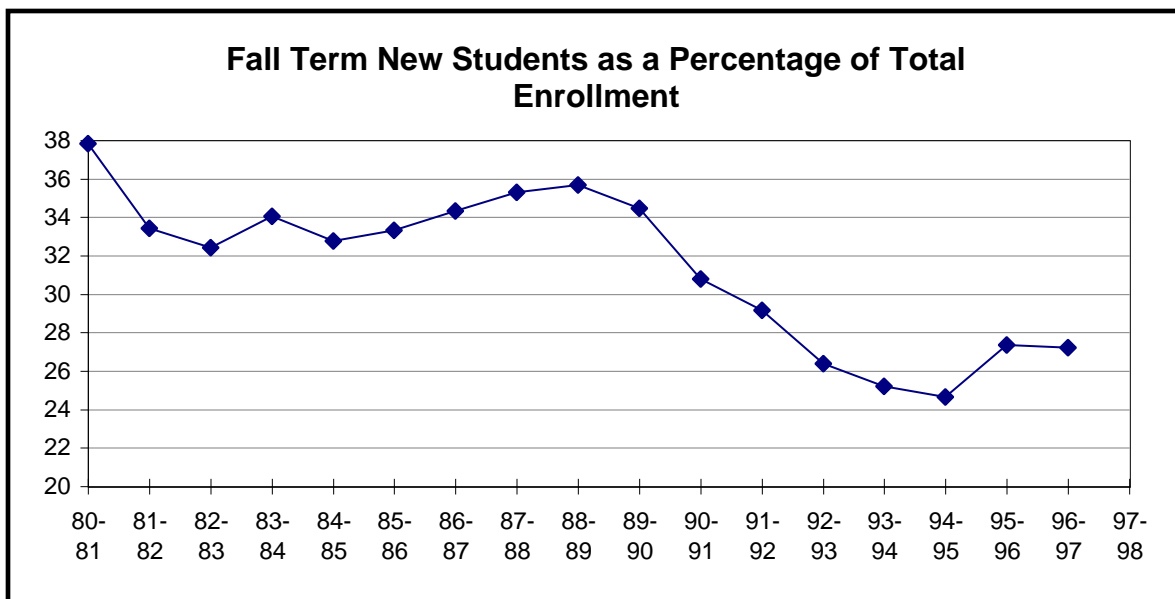
| Year | Freshmen | | | Sophomores | | | Juniors | | | Seniors | | | Graduates | | | Total | | |
|-------|----------|------|------|------------|------|------|---------|------|------|---------|------|------|-----------|------|------|-------|------|------|
| | F | W | S | F | W | S | F | W | S | F | W | S | F | W | S | F | W | S |
| 65-66 | 15.3 | 15.0 | 15.3 | 12.3 | 11.5 | 13.6 | 13.0 | 12.4 | 12.5 | 11.5 | 10.8 | 10.6 | 7.4 | 6.6 | 6.1 | 13.2 | 12.6 | 12.6 |
| 66-67 | 14.7 | 14.6 | 15.0 | 15.0 | 14.2 | 14.3 | 12.1 | 12.4 | 12.4 | 12.7 | 13.3 | 12.9 | 7.1 | 7.9 | 8.7 | 13.0 | 13.3 | 13.2 |
| 67-68 | 14.6 | 14.7 | 15.5 | 13.9 | 13.8 | 14.4 | 12.9 | 13.1 | 13.4 | 13.5 | 13.2 | 12.4 | 8.6 | 9.4 | 9.6 | 13.1 | 13.1 | 13.1 |
| 68-69 | 15.4 | 15.2 | 15.0 | 14.5 | 14.4 | 14.7 | 13.6 | 13.1 | 13.4 | 13.0 | 12.8 | 13.0 | 8.9 | 9.1 | 9.3 | 13.2 | 13.0 | 13.0 |
| 69-70 | 15.1 | 14.6 | 14.5 | 14.3 | 14.3 | 14.3 | 13.9 | 13.5 | 13.3 | 13.5 | 13.2 | 13.2 | 9.7 | 9.6 | 9.9 | 13.5 | 13.2 | 13.1 |
| 70-71 | 14.9 | 14.8 | 14.9 | 14.2 | 14.5 | 14.7 | 13.7 | 13.4 | 13.2 | 13.4 | 13.8 | 13.7 | 10.4 | 10.5 | 10.7 | 13.5 | 13.5 | 13.4 |
| 71-72 | 14.8 | 15.0 | 14.1 | 14.5 | 14.4 | 14.2 | 13.6 | 13.4 | 13.4 | 13.4 | 13.3 | 13.2 | 10.9 | 10.8 | 10.9 | 13.5 | 13.3 | 13.2 |
| 72-73 | 14.5 | 14.2 | 13.9 | 14.8 | 13.8 | 13.9 | 13.2 | 13.2 | 13.5 | 13.2 | 13.3 | 13.8 | 10.1 | 9.8 | 10.2 | 13.1 | 12.9 | 13.1 |
| 73-74 | 14.4 | 14.2 | 14.1 | 14.5 | 13.9 | 13.9 | 13.1 | 13.3 | 13.0 | 13.4 | 13.8 | 13.5 | 10.0 | 10.2 | 10.7 | 12.8 | 12.9 | 12.7 |
| 74-75 | 13.0 | 12.3 | 12.7 | 13.2 | 13.0 | 13.0 | 12.9 | 12.8 | 12.9 | 13.1 | 13.2 | 12.9 | 9.5 | 9.4 | 9.1 | 12.4 | 12.2 | 12.0 |
| 75-76 | 13.8 | 13.9 | 13.2 | 13.3 | 13.4 | 13.1 | 13.1 | 13.0 | 12.8 | 12.8 | 12.7 | 12.7 | 9.2 | 9.0 | 8.7 | 12.1 | 11.9 | 11.7 |
| 76-77 | 13.2 | 13.0 | 13.1 | 13.2 | 13.3 | 12.6 | 12.7 | 12.6 | 12.4 | 12.5 | 12.6 | 12.6 | 8.7 | 8.8 | 8.5 | 11.7 | 11.6 | 11.3 |
| 77-78 | 13.3 | 13.4 | 13.4 | 13.4 | 13.0 | 12.5 | 12.4 | 12.3 | 12.1 | 12.2 | 12.4 | 12.1 | 8.4 | 8.3 | 8.4 | 11.4 | 11.3 | 11.0 |
| 78-79 | 12.1 | 13.4 | 13.0 | 13.2 | 13.0 | 12.9 | 12.1 | 12.3 | 12.1 | 12.0 | 12.1 | 12.1 | 8.0 | 8.3 | 8.2 | 11.0 | 11.1 | 11.0 |
| 79-80 | 13.4 | 13.3 | 13.2 | 12.7 | 13.3 | 13.2 | 12.3 | 12.1 | 12.2 | 11.9 | 12.4 | 12.5 | 7.9 | 8.2 | 8.1 | 11.0 | 11.2 | 11.1 |
| 80-81 | 13.3 | 13.3 | 13.2 | 13.0 | 13.0 | 12.9 | 12.2 | 12.4 | 12.2 | 12.0 | 12.1 | 12.0 | 7.9 | 8.1 | 7.9 | 11.0 | 11.1 | 10.9 |
| 81-82 | 13.1 | 13.3 | 13.3 | 13.0 | 13.4 | 13.1 | 12.2 | 12.5 | 12.4 | 11.9 | 12.2 | 12.3 | 8.1 | 8.3 | 8.3 | 11.1 | 11.2 | 11.2 |
| 82-83 | 13.3 | 13.4 | 13.0 | 13.2 | 13.3 | 13.0 | 12.5 | 12.6 | 12.4 | 12.1 | 12.4 | 12.5 | 8.0 | 8.3 | 8.1 | 11.2 | 11.4 | 11.2 |
| 83-84 | 13.1 | 13.3 | 13.3 | 13.2 | 13.0 | 12.6 | 12.4 | 12.5 | 12.1 | 12.2 | 12.4 | 12.3 | 8.3 | 8.5 | 8.2 | 11.4 | 11.4 | 11.2 |
| 84-85 | 13.2 | 13.3 | 12.9 | 13.0 | 13.0 | 12.7 | 12.4 | 12.6 | 12.2 | 12.0 | 12.4 | 12.5 | 8.6 | 8.5 | 8.2 | 11.4 | 11.5 | 11.2 |
| 85-86 | 13.3 | 13.2 | 12.6 | 12.8 | 12.8 | 12.8 | 12.3 | 12.2 | 12.1 | 12.2 | 12.1 | 12.3 | 8.2 | 8.3 | 8.2 | 11.3 | 11.3 | 11.1 |
| 86-87 | 13.2 | 13.2 | 13.1 | 12.7 | 12.9 | 12.6 | 12.2 | 12.0 | 12.0 | 12.1 | 12.2 | 12.5 | 8.1 | 8.3 | 8.0 | 11.2 | 11.1 | 11.1 |
| 87-88 | 13.4 | 13.3 | 13.1 | 13.0 | 12.7 | 12.7 | 12.1 | 12.2 | 12.0 | 12.1 | 12.3 | 12.4 | 8.0 | 8.3 | 8.2 | 11.2 | 11.3 | 11.1 |
| 88-89 | 13.4 | 13.5 | 13.2 | 13.0 | 13.1 | 12.6 | 12.3 | 12.4 | 12.3 | 12.3 | 12.5 | 12.6 | 8.2 | 8.3 | 8.0 | 11.4 | 11.4 | 11.2 |
| 89-90 | 12.5 | 12.2 | 12.1 | 12.2 | 12.0 | 12.0 | 11.4 | 11.2 | 11.2 | 11.3 | 11.4 | 11.5 | 7.2 | 7.2 | 7.1 | 10.5 | 10.3 | 10.3 |
| 90-91 | 12.6 | 12.5 | 12.4 | 12.2 | 12.3 | 12.0 | 11.7 | 11.8 | 11.5 | 11.3 | 11.7 | 11.7 | 7.4 | 7.6 | 7.5 | 10.6 | 10.7 | 10.5 |
| 91-92 | 13.1 | 12.7 | 12.6 | 12.6 | 12.5 | 12.4 | 12.0 | 12.1 | 12.0 | 11.7 | 11.9 | 12.1 | 7.4 | 7.7 | 7.6 | 10.9 | 10.9 | 10.8 |
| 92-93 | 13.2 | 13.2 | 13.3 | 12.8 | 12.9 | 12.6 | 12.3 | 12.3 | 12.3 | 12.1 | 12.4 | 12.5 | 7.8 | 8.0 | 7.9 | 11.2 | 11.3 | 11.3 |
| 93-94 | 13.3 | 13.2 | 13.1 | 12.9 | 12.8 | 12.8 | 12.5 | 12.3 | 12.3 | 12.6 | 12.7 | 12.5 | 8.0 | 8.3 | 8.0 | 11.6 | 11.6 | 11.4 |
| 94-95 | 12.8 | 13.0 | 12.9 | 13.0 | 12.6 | 12.6 | 12.6 | 12.4 | 12.5 | 12.6 | 12.6 | 12.6 | 8.2 | 8.5 | 8.3 | 11.6 | 11.6 | 11.6 |
| 95-96 | 12.8 | 13.0 | 12.7 | 12.9 | 12.8 | 12.5 | 12.5 | 12.5 | 12.4 | 12.8 | 12.9 | 12.6 | 8.4 | 8.6 | 8.3 | 11.7 | 11.7 | 11.5 |
| 96-97 | 13.0 | 12.9 | 13.1 | 12.9 | 13.0 | 12.9 | 12.6 | 12.5 | 12.6 | 12.7 | 12.9 | 12.9 | 8.6 | 8.8 | 8.7 | 11.7 | 11.7 | 11.7 |
| 97-98 | | | | | | | | | | | | | | | | | | |

Percentage Change in Unit Load from Previous Year

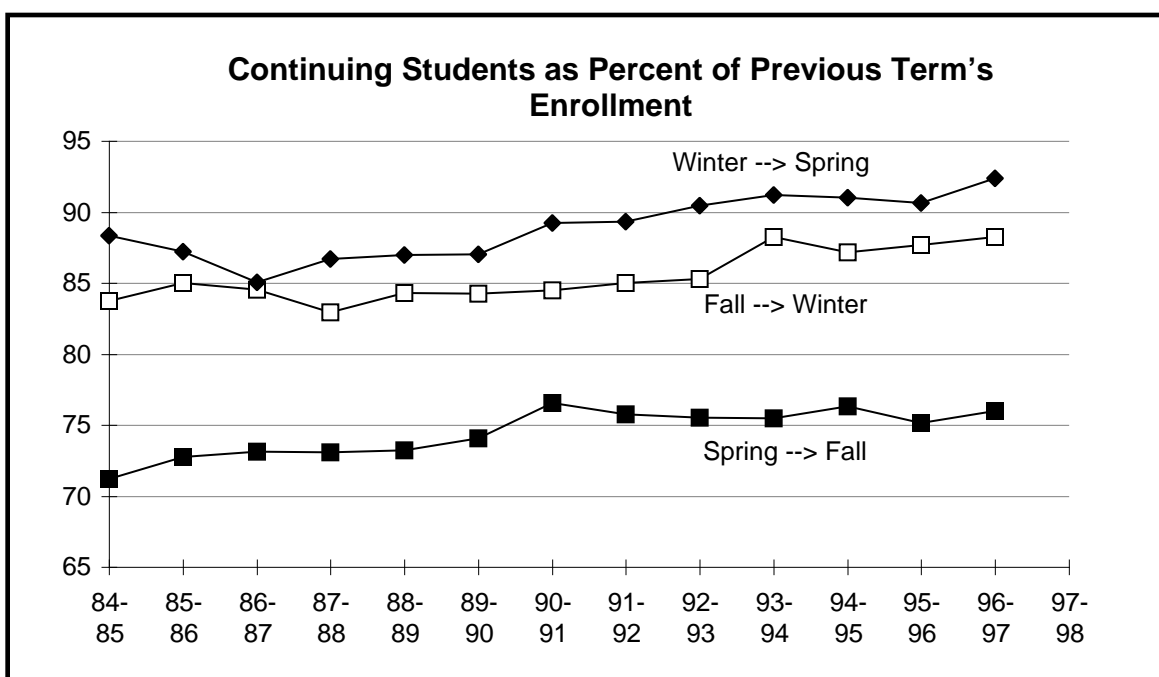
| Year | Freshmen | | | Sophomores | | | Juniors | | | Seniors | | | Graduates | | | Total | | |
|-------|----------|-------|-------|------------|------|------|---------|-------|------|---------|------|------|-----------|-------|-------|-------|------|------|
| | F | W | S | F | W | S | F | W | S | F | W | S | F | W | S | F | W | S |
| 65-66 | | | | | | | | | | | | | | | | | | |
| 66-67 | -3.7 | -2.7 | -2.3 | 22.2 | 24.1 | 4.6 | -7.3 | -0.7 | -0.6 | 10.2 | 23.4 | 21.6 | -4.6 | 20.3 | 42.3 | -1.8 | 5.0 | 4.7 |
| 67-68 | -0.6 | 0.2 | 3.6 | -7.0 | -3.2 | 1.1 | 7.0 | 6.0 | 8.3 | 6.6 | -0.4 | -4.2 | 21.9 | 18.8 | 9.6 | 0.9 | -1.1 | -0.9 |
| 68-69 | 5.3 | 4.0 | -3.5 | 3.8 | 4.9 | 2.2 | 5.1 | -0.1 | -0.2 | -3.9 | -3.2 | 5.2 | 3.0 | -2.8 | -3.3 | 0.7 | -1.3 | -0.4 |
| 69-70 | -1.6 | -4.4 | -3.1 | -1.2 | -0.8 | -2.6 | 1.9 | 3.2 | -0.4 | 3.9 | 2.9 | 1.6 | 9.4 | 5.4 | 6.4 | 2.3 | 1.8 | 0.2 |
| 70-71 | -1.3 | 1.8 | 2.6 | -0.4 | 1.6 | 2.5 | -1.2 | -1.1 | -0.8 | -0.7 | 5.0 | 3.4 | 7.6 | 9.1 | 8.6 | -0.2 | 2.3 | 2.5 |
| 71-72 | -0.5 | 0.9 | -5.2 | 2.0 | -0.8 | -3.6 | -0.5 | 0.0 | 1.5 | -0.1 | -3.9 | -3.2 | 4.1 | 2.9 | 2.1 | -0.2 | -1.3 | -1.4 |
| 72-73 | -2.6 | -5.3 | -1.6 | 1.6 | -4.4 | -1.9 | -3.1 | -1.2 | 0.3 | -1.2 | 0.0 | 4.6 | -7.4 | -8.9 | -6.3 | -2.8 | -3.3 | -0.8 |
| 73-74 | -0.4 | 0.1 | 1.7 | -1.8 | 1.1 | 0.3 | -1.1 | 0.5 | -3.2 | 1.4 | 3.7 | -2.4 | -0.2 | 3.8 | 4.3 | -2.4 | -0.1 | -2.8 |
| 74-75 | -9.7 | -13.3 | -10.5 | -8.6 | -6.4 | -6.4 | -1.0 | -3.4 | -1.3 | -2.1 | -4.4 | -4.1 | -5.3 | -7.8 | -14.5 | -2.8 | -5.1 | -5.5 |
| 75-76 | 5.7 | 12.9 | 4.1 | 0.3 | 3.1 | 0.5 | 1.1 | 1.2 | -0.6 | -2.8 | -3.7 | -1.7 | -3.8 | -3.9 | -4.2 | -2.4 | -2.2 | -2.9 |
| 76-77 | -4.0 | -6.6 | -0.8 | -0.8 | -0.8 | -3.8 | -2.6 | -2.6 | -3.0 | -2.4 | -0.4 | -1.1 | -4.4 | -2.2 | -3.3 | -3.2 | -2.5 | -3.1 |
| 77-78 | 0.8 | 3.5 | 2.8 | 1.3 | -2.8 | -0.6 | -2.4 | -2.2 | -2.2 | -1.7 | -1.8 | -4.2 | -4.2 | -5.7 | -1.1 | -2.8 | -2.9 | -2.5 |
| 78-79 | -9.3 | -0.4 | -3.3 | -1.4 | 0.5 | 2.6 | -2.6 | -0.8 | -0.4 | -1.7 | -2.8 | 0.1 | -4.4 | -0.9 | -2.5 | -4.0 | -1.5 | -0.5 |
| 79-80 | 11.0 | -0.5 | 1.8 | -3.2 | 2.0 | 2.4 | 2.0 | -1.6 | 1.1 | -1.3 | 3.0 | 3.7 | -1.1 | -0.7 | -0.7 | 0.9 | 0.7 | 0.9 |
| 80-81 | -0.6 | -0.2 | 0.0 | 2.0 | -2.0 | -2.1 | -1.2 | 3.1 | -0.4 | 1.3 | -2.6 | -3.8 | -0.6 | -1.7 | -2.4 | 0.0 | -0.9 | -1.6 |
| 81-82 | -1.5 | 0.3 | 0.7 | 0.3 | 2.6 | 1.8 | -0.3 | 0.8 | 2.3 | -0.8 | 0.5 | 1.9 | 2.8 | 2.4 | 4.5 | 0.1 | 1.1 | 2.5 |
| 82-83 | 1.1 | 0.4 | -2.2 | 1.6 | -0.6 | -0.6 | 2.8 | 0.8 | -0.5 | 1.3 | 2.0 | 1.6 | -0.8 | 0.5 | -2.0 | 1.6 | 1.5 | 0.3 |
| 83-84 | -1.6 | -0.8 | 1.9 | -0.6 | -2.0 | -3.5 | -0.6 | -0.7 | -2.1 | 0.9 | 0.1 | -1.1 | 2.8 | 2.1 | 1.7 | 1.0 | 0.6 | -0.4 |
| 84-85 | 1.4 | 0.2 | -2.6 | -1.4 | -0.3 | 0.6 | 0.0 | 0.6 | 0.8 | -1.6 | 0.1 | 1.1 | 4.5 | 0.3 | -0.4 | 0.8 | 0.5 | 0.6 |
| 85-86 | 0.6 | -0.9 | -2.4 | -1.8 | -1.2 | 1.3 | -0.8 | -3.1 | -1.3 | 1.2 | -2.3 | -1.4 | -4.8 | -1.7 | -0.3 | -1.2 | -2.0 | -1.3 |
| 86-87 | -0.6 | 0.0 | 4.2 | -0.4 | 0.5 | -1.5 | -0.5 | -1.6 | -0.5 | -0.3 | 0.5 | 1.9 | -1.2 | -0.9 | -2.1 | -1.0 | -1.5 | -0.4 |
| 87-88 | 1.5 | 1.3 | -0.1 | 2.5 | -1.0 | 0.8 | -1.1 | 1.1 | -0.4 | 0.0 | 1.0 | -0.9 | -1.3 | -0.2 | 2.7 | 0.3 | 1.5 | 0.6 |
| 88-89 | -0.5 | 1.2 | 0.9 | -0.3 | 2.6 | -1.1 | 1.8 | 2.3 | 2.5 | 1.5 | 1.8 | 1.2 | 2.0 | 0.0 | -2.6 | 1.9 | 1.5 | 1.1 |
| 89-90 | -6.5 | -9.9 | -8.7 | -6.1 | -8.6 | -4.6 | -8.0 | -10.1 | -8.4 | -8.0 | -9.1 | -8.3 | -11.7 | -12.9 | -11.2 | -8.2 | -9.9 | -8.5 |
| 90-91 | 1.2 | 3.1 | 2.9 | -0.4 | 2.7 | 0.2 | 3.1 | 5.5 | 2.7 | -0.2 | 2.8 | 2.0 | 3.2 | 5.1 | 5.9 | 1.1 | 3.7 | 2.5 |
| 91-92 | 3.3 | 1.6 | 1.4 | 3.4 | 1.8 | 3.1 | 2.5 | 2.1 | 4.2 | 4.0 | 1.7 | 3.2 | -0.3 | 1.8 | 1.4 | 2.4 | 1.8 | 2.9 |
| 92-93 | 0.9 | 3.8 | 5.5 | 2.3 | 3.2 | 1.7 | 2.7 | 1.8 | 2.1 | 3.0 | 3.9 | 2.9 | 5.3 | 4.6 | 4.0 | 3.4 | 4.2 | 4.1 |
| 93-94 | 0.7 | -0.5 | -1.3 | 0.5 | -1.0 | 1.2 | 1.4 | 0.6 | 0.5 | 3.9 | 2.3 | 0.5 | 2.6 | 3.3 | 0.7 | 2.9 | 2.3 | 1.2 |
| 94-95 | -3.2 | -1.4 | -2.1 | 0.4 | -1.1 | -1.3 | 1.2 | 0.6 | 1.8 | 0.4 | -0.5 | 0.7 | 1.7 | 2.8 | 3.9 | 0.4 | 0.1 | 1.1 |
| 95-96 | 0.0 | -0.1 | -1.2 | -0.5 | 1.3 | -0.8 | -1.3 | 0.3 | -1.0 | 1.9 | 2.2 | -0.5 | 3.3 | 0.2 | -0.3 | 0.9 | 0.9 | -0.9 |
| 96-97 | 1.1 | -0.5 | 3.0 | -0.3 | 1.5 | 2.9 | 0.6 | 0.3 | 1.5 | -1.0 | -0.1 | 3.0 | 2.2 | 2.8 | 4.8 | 0.0 | 0.0 | 1.9 |
| 97-98 | | | | | | | | | | | | | | | | | | |

New Students by Year and Term of Matriculation

| Year | New Students | | | Annual Total | Cum. Total | Percent by Term | | |
|-------|--------------|--------|--------|-----------------|---------------|-----------------|--------|--------|
| | Fall | Winter | Spring | | | Fall | Winter | Spring |
| 65-66 | 293 | 44 | 68 | 405 | 405 | 72.3 | 10.9 | 16.8 |
| 66-67 | 397 | 64 | 84 | 545 | 950 | 72.8 | 11.7 | 15.4 |
| 67-68 | 565 | 101 | 127 | 793 | 1,743 | 71.2 | 12.7 | 16.0 |
| 68-69 | 683 | 165 | 213 | 1,061 | 2,804 | 64.4 | 15.6 | 20.1 |
| 69-70 | 830 | 287 | 348 | 1,465 | 4,269 | 56.7 | 19.6 | 23.8 |
| 70-71 | 1,200 | 253 | 276 | 1,729 | 5,998 | 69.4 | 14.6 | 16.0 |
| 71-72 | 1,160 | 208 | 235 | 1,603 | 7,601 | 72.4 | 13.0 | 14.7 |
| 72-73 | 1,141 | 265 | 320 | 1,726 | 9,327 | 66.1 | 15.4 | 18.5 |
| 73-74 | 1,346 | 453 | 393 | 2,192 | 11,519 | 61.4 | 20.7 | 17.9 |
| 74-75 | 1,388 | 351 | 272 | 2,011 | 13,530 | 69.0 | 17.5 | 13.5 |
| 75-76 | 1,564 | 490 | 426 | 2,480 | 16,010 | 63.1 | 19.8 | 17.2 |
| 76-77 | 1,523 | 500 | 486 | 2,509 | 18,519 | 60.7 | 19.9 | 19.4 |
| 77-78 | 1,711 | 550 | 506 | 2,767 | 21,286 | 61.8 | 19.9 | 18.3 |
| 78-79 | 1,509 | 434 | 363 | 2,306 | 23,592 | 65.4 | 18.8 | 15.7 |
| 79-80 | 1,402 | 464 | 497 | 2,363 | 25,955 | 59.3 | 19.6 | 21.0 |
| 80-81 | 1,763 | 493 | 414 | 2,670 | 28,625 | 66.0 | 18.5 | 15.5 |
| 81-82 | 1,658 | 446 | 450 | 2,554 | 31,179 | 64.9 | 17.5 | 17.6 |
| 82-83 | 1,641 | 517 | 595 | 2,753 | 33,932 | 59.6 | 18.8 | 21.6 |
| 83-84 | 1,855 | 443 | 484 | 2,782 | 36,714 | 66.7 | 15.9 | 17.4 |
| 84-85 | 1,916 | 541 | 487 | 2,944 | 39,658 | 65.1 | 18.4 | 16.5 |
| 85-86 | 2,171 | 690 | 653 | 3,514 | 43,172 | 61.8 | 19.6 | 18.6 |
| 86-87 | 2,548 | 838 | 675 | 4,061 | 47,233 | 62.7 | 20.6 | 16.6 |
| 87-88 | 2,953 | 1,039 | 829 | 4,821 | 52,054 | 61.3 | 21.6 | 17.2 |
| 88-89 | 3,452 | 977 | 877 | 5,306 | 57,360 | 65.1 | 18.4 | 16.5 |
| 89-90 | 3,747 | 1,136 | 910 | 5,793 | 63,153 | 64.7 | 19.6 | 15.7 |
| 90-91 | 3,671 | 956 | 841 | 5,468 | 68,621 | 67.1 | 17.5 | 15.4 |
| 91-92 | 3,661 | 955 | 811 | 5,427 | 74,048 | 67.5 | 17.6 | 14.9 |
| 92-93 | 3,293 | 917 | 688 | 4,898 | 78,946 | 67.2 | 18.7 | 14.0 |
| 93-94 | 3,055 | 828 | 542 | 4,425 | 83,371 | 69.0 | 18.7 | 12.2 |
| 94-95 | 2,926 | 900 | 478 | 4,304 | 87,675 | 68.0 | 20.9 | 11.1 |
| 95-96 | 3,270 | 894 | 487 | 4,651 | 92,326 | 70.3 | 19.2 | 10.5 |
| 96-97 | 3,306 | 1,027 | 631 | 4,964 | 97,290 | 66.6 | 20.7 | 12.7 |
| 97-98 | | | | | | | | |

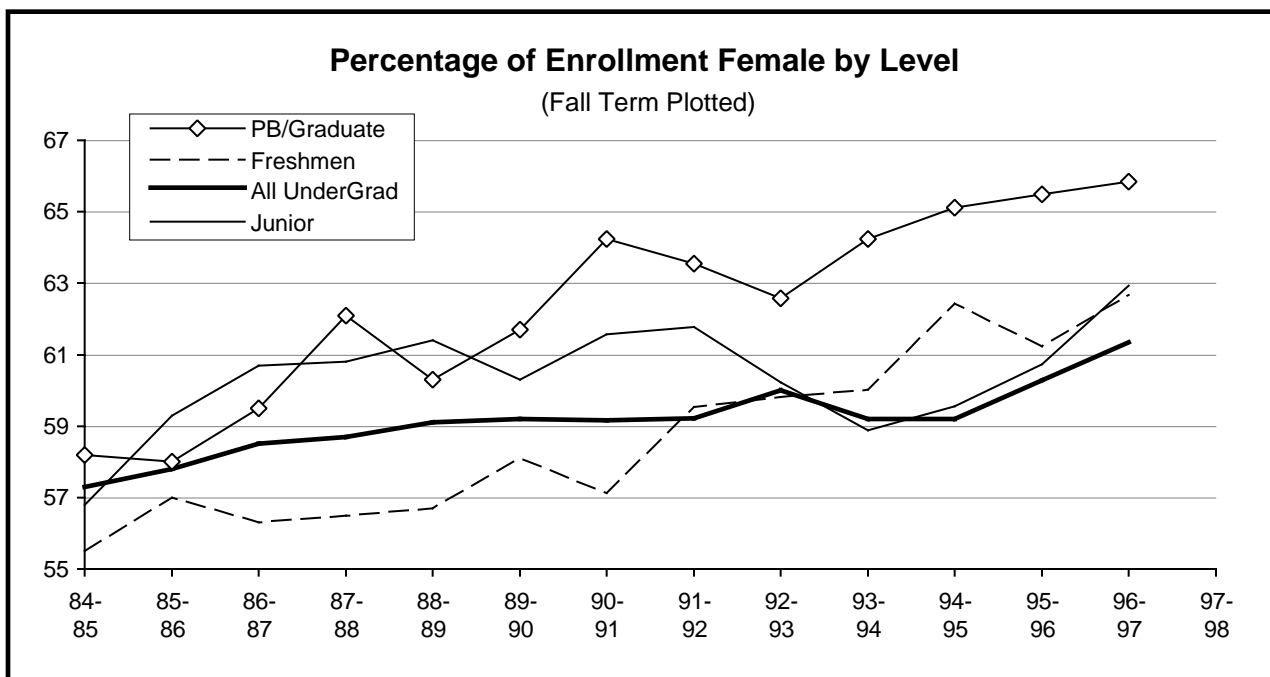


| Year | Fall Term Enrollment | | New as % of Enrolled |
|-------|----------------------|--------|----------------------|
| | New | Total | |
| 65-66 | 293 | 293 | 100.0 |
| 66-67 | 397 | 605 | 65.6 |
| 67-68 | 565 | 983 | 57.5 |
| 68-69 | 683 | 1,308 | 52.2 |
| 69-70 | 830 | 1,723 | 48.2 |
| 70-71 | 1,200 | 2,269 | 52.9 |
| 71-72 | 1,160 | 2,556 | 45.4 |
| 72-73 | 1,141 | 2,657 | 42.9 |
| 73-74 | 1,346 | 3,043 | 44.2 |
| 74-75 | 1,388 | 3,489 | 39.8 |
| 75-76 | 1,564 | 4,017 | 38.9 |
| 76-77 | 1,523 | 4,065 | 37.5 |
| 77-78 | 1,711 | 4,443 | 38.5 |
| 78-79 | 1,509 | 4,383 | 34.4 |
| 79-80 | 1,402 | 4,231 | 33.1 |
| 80-81 | 1,763 | 4,659 | 37.8 |
| 81-82 | 1,658 | 4,961 | 33.4 |
| 82-83 | 1,641 | 5,060 | 32.4 |
| 83-84 | 1,855 | 5,450 | 34.0 |
| 84-85 | 1,916 | 5,847 | 32.8 |
| 85-86 | 2,171 | 6,513 | 33.3 |
| 86-87 | 2,548 | 7,423 | 34.3 |
| 87-88 | 2,953 | 8,366 | 35.3 |
| 88-89 | 3,452 | 9,673 | 35.7 |
| 89-90 | 3,747 | 10,873 | 34.5 |
| 90-91 | 3,671 | 11,927 | 30.8 |
| 91-92 | 3,661 | 12,561 | 29.1 |
| 92-93 | 3,293 | 12,485 | 26.4 |
| 93-94 | 3,055 | 12,121 | 25.2 |
| 94-95 | 2,926 | 11,864 | 24.7 |
| 95-96 | 3,270 | 11,957 | 27.3 |
| 96-97 | 3,306 | 12,153 | 27.2 |
| 97-98 | | | |



| Year | Enrollment | | | Continuing | | | Percent from Previous Term | | |
|-------|------------|--------|--------|------------|--------|--------|----------------------------|------|-------|
| | Fall | Winter | Spring | Fall | Winter | Spring | Sp->F | F->W | W->Sp |
| 65-66 | 293 | 278 | 296 | | 234 | 208 | | 79.9 | 74.8 |
| 66-67 | 605 | 574 | 585 | 208 | 511 | 501 | 70.3 | 84.5 | 87.3 |
| 67-68 | 983 | 887 | 900 | 418 | 786 | 773 | 71.5 | 80.0 | 87.1 |
| 68-69 | 1,308 | 1,265 | 1,310 | 625 | 1,100 | 1,097 | 69.4 | 84.1 | 86.7 |
| 69-70 | 1,723 | 1,800 | 1,951 | 893 | 1,513 | 1,578 | 68.2 | 87.8 | 87.7 |
| 70-71 | 2,269 | 2,198 | 2,235 | 1,011 | 1,936 | 1,946 | 51.8 | 85.3 | 88.5 |
| 71-72 | 2,556 | 2,391 | 2,318 | 1,365 | 2,148 | 2,054 | 61.1 | 84.0 | 85.9 |
| 72-73 | 2,657 | 2,599 | 2,582 | 1,418 | 2,282 | 2,149 | 61.2 | 85.9 | 82.7 |
| 73-74 | 3,043 | 3,069 | 3,006 | 1,582 | 2,504 | 2,550 | 61.3 | 82.3 | 83.1 |
| 74-75 | 3,489 | 3,484 | 3,495 | 1,972 | 2,953 | 2,984 | 65.6 | 84.6 | 85.6 |
| 75-76 | 4,017 | 3,974 | 3,895 | 2,316 | 3,403 | 3,392 | 66.3 | 84.7 | 85.4 |
| 76-77 | 4,065 | 4,002 | 3,938 | 2,414 | 3,428 | 3,381 | 62.0 | 84.3 | 84.5 |
| 77-78 | 4,443 | 4,273 | 4,165 | 2,561 | 2,645 | 2,570 | 65.0 | 59.5 | 60.1 |
| 78-79 | 4,383 | 4,086 | 3,897 | 2,701 | 3,565 | 3,438 | 64.8 | 81.3 | 84.1 |
| 79-80 | 4,231 | 4,026 | 4,016 | 2,639 | 3,476 | 3,432 | 67.7 | 82.2 | 85.2 |
| 80-81 | 4,659 | 4,460 | 4,406 | 2,676 | 3,853 | 3,858 | 66.6 | 82.7 | 86.5 |
| 81-82 | 4,961 | 4,616 | 4,569 | 3,041 | 3,998 | 4,038 | 69.0 | 80.6 | 87.5 |
| 82-83 | 5,060 | 4,882 | 4,782 | 3,194 | 4,236 | 4,147 | 69.9 | 83.7 | 84.9 |
| 83-84 | 5,450 | 5,136 | 5,132 | 3,355 | 4,567 | 4,538 | 70.2 | 83.8 | 88.4 |
| 84-85 | 5,847 | 5,596 | 5,539 | 3,654 | 4,897 | 4,943 | 71.2 | 83.8 | 88.3 |
| 85-86 | 6,513 | 6,344 | 6,315 | 4,029 | 5,536 | 5,531 | 72.7 | 85.0 | 87.2 |
| 86-87 | 7,423 | 7,258 | 6,955 | 4,617 | 6,276 | 6,173 | 73.1 | 84.5 | 85.1 |
| 87-88 | 8,366 | 8,118 | 7,995 | 5,083 | 6,940 | 7,037 | 73.1 | 83.0 | 86.7 |
| 88-89 | 9,673 | 9,286 | 9,129 | 5,852 | 8,153 | 8,076 | 73.2 | 84.3 | 87.0 |
| 89-90 | 10,873 | 10,466 | 10,143 | 6,762 | 9,161 | 9,108 | 74.1 | 84.3 | 87.0 |
| 90-91 | 11,927 | 11,281 | 11,118 | 7,763 | 10,074 | 10,065 | 76.5 | 84.5 | 89.2 |
| 91-92 | 12,561 | 11,876 | 11,618 | 8,424 | 10,675 | 10,610 | 75.8 | 85.0 | 89.3 |
| 92-93 | 12,485 | 11,748 | 11,462 | 8,771 | 10,647 | 10,628 | 75.5 | 85.3 | 90.5 |
| 93-94 | 12,121 | 11,571 | 11,240 | 8,651 | 10,696 | 10,550 | 75.5 | 88.2 | 91.2 |
| 94-95 | 11,864 | 11,416 | 11,007 | 8,576 | 10,343 | 10,391 | 76.3 | 87.2 | 91.0 |
| 95-96 | 11,957 | 11,534 | 11,051 | 8,272 | 10,484 | 10,454 | 75.2 | 87.7 | 90.6 |
| 96-97 | 12,153 | 11,966 | 11,861 | 8,399 | 10,723 | 11,054 | 76.0 | 88.2 | 92.4 |
| 97-98 | | | | | | | | | |

Note: Does not include returning transfer students nor exclude previous term's graduates.



| Year | Freshmen % Female | | | Junior % Female | | | Undergraduate Total | | | PB/Graduate Female | | |
|-------|-------------------|------|------|-----------------|------|------|---------------------|------|------|--------------------|------|------|
| | F | W | S | F | W | S | F | W | S | F | W | S |
| 65-66 | 47.3 | 47.3 | 48.9 | 51.5 | 48.6 | 51.1 | 48.2 | 47.4 | 47.5 | 26.7 | 43.8 | 45.5 |
| 66-67 | 57.7 | 59.5 | 57.6 | 45.9 | 49.6 | 49.8 | 50.5 | 52.9 | 53.2 | 67.6 | 63.2 | 64.3 |
| 67-68 | 53.9 | 55.5 | 52.4 | 50.9 | 52.2 | 55.1 | 51.6 | 52.5 | 53.1 | 62.3 | 67.6 | 64.3 |
| 68-69 | 50.0 | 51.1 | 48.6 | 49.9 | 46.0 | 40.0 | 50.1 | 48.9 | 46.7 | 62.6 | 58.5 | 59.2 |
| 69-70 | 53.8 | 54.2 | 53.3 | 36.0 | 37.4 | 36.0 | 44.6 | 44.4 | 43.5 | 57.2 | 56.1 | 52.9 |
| 70-71 | 48.1 | 45.9 | 44.5 | 38.4 | 37.8 | 37.9 | 43.0 | 41.7 | 41.0 | 54.9 | 55.2 | 51.9 |
| 71-72 | 45.4 | 48.4 | 47.6 | 38.8 | 38.9 | 39.6 | 42.2 | 42.0 | 42.6 | 52.3 | 50.0 | 51.4 |
| 72-73 | 52.9 | 53.0 | 51.1 | 37.9 | 38.0 | 38.0 | 43.0 | 42.6 | 42.4 | 55.6 | 52.8 | 52.9 |
| 73-74 | 50.5 | 50.6 | 49.9 | 43.9 | 44.6 | 44.8 | 43.9 | 45.1 | 44.8 | 46.2 | 47.6 | 46.8 |
| 74-75 | 45.3 | 45.1 | 48.7 | 42.0 | 41.1 | 40.5 | 43.9 | 44.1 | 44.1 | 44.6 | 46.9 | 46.8 |
| 75-76 | 54.8 | 53.2 | 55.8 | 38.4 | 39.8 | 40.9 | 44.0 | 44.5 | 45.7 | 45.1 | 46.1 | 48.6 |
| 76-77 | 55.4 | 54.0 | 56.0 | 42.9 | 46.9 | 45.6 | 46.9 | 46.7 | 47.3 | 48.9 | 49.4 | 51.9 |
| 77-78 | 56.0 | 51.7 | 51.7 | 49.3 | 50.2 | 51.8 | 49.0 | 49.4 | 50.9 | 50.8 | 52.4 | 52.7 |
| 78-79 | 54.5 | 56.4 | 58.4 | 52.7 | 51.2 | 51.3 | 51.9 | 52.7 | 53.2 | 52.9 | 55.5 | 57.2 |
| 79-80 | 61.2 | 62.1 | 61.0 | 52.2 | 54.6 | 56.4 | 55.2 | 55.0 | 55.4 | 57.1 | 58.0 | 59.8 |
| 80-81 | 58.4 | 58.7 | 59.5 | 55.7 | 54.5 | 58.0 | 56.6 | 56.8 | 57.4 | 60.0 | 60.3 | 61.6 |
| 81-82 | 59.9 | 59.8 | 59.8 | 57.6 | 57.9 | 56.5 | 57.7 | 57.7 | 58.4 | 58.4 | 58.6 | 59.7 |
| 82-83 | 59.9 | 59.3 | 62.0 | 57.4 | 58.3 | 56.7 | 58.1 | 57.9 | 57.8 | 58.6 | 58.3 | 59.3 |
| 83-84 | 57.1 | 56.6 | 56.2 | 58.4 | 58.3 | 56.8 | 57.1 | 57.8 | 57.5 | 58.6 | 58.3 | 59.3 |
| 84-85 | 55.5 | 55.3 | 55.3 | 56.8 | 58.7 | 59.5 | 57.3 | 57.8 | 58.1 | 58.2 | 59.5 | 60.1 |
| 85-86 | 57.0 | 56.8 | 57.1 | 59.3 | 61.5 | 59.8 | 57.8 | 58.5 | 58.2 | 58.0 | 58.9 | 60.7 |
| 86-87 | 56.3 | 55.9 | 55.2 | 60.7 | 58.9 | 58.2 | 58.5 | 58.1 | 58.1 | 59.5 | 60.3 | 61.8 |
| 87-88 | 56.5 | 56.3 | 56.2 | 60.8 | 60.8 | 62.3 | 58.7 | 58.3 | 59.2 | 62.1 | 61.0 | 62.7 |
| 88-89 | 56.7 | 56.0 | 58.4 | 61.4 | 62.4 | 61.7 | 59.1 | 59.3 | 59.3 | 60.3 | 61.4 | 61.6 |
| 89-90 | 58.1 | 57.9 | 57.6 | 60.3 | 60.3 | 59.7 | 59.2 | 59.2 | 59.4 | 61.7 | 62.6 | 63.4 |
| 90-91 | 57.1 | 57.6 | 58.1 | 61.6 | 60.3 | 62.4 | 59.2 | 58.8 | 59.3 | 64.2 | 64.5 | 65.4 |
| 91-92 | 59.5 | 59.4 | 60.9 | 61.8 | 60.7 | 59.1 | 59.2 | 59.0 | 59.3 | 63.5 | 64.3 | 64.1 |
| 92-93 | 59.8 | 58.4 | 58.1 | 60.2 | 59.8 | 58.8 | 60.0 | 59.6 | 59.4 | 62.6 | 63.1 | 64.2 |
| 93-94 | 60.0 | 60.4 | 61.6 | 58.9 | 59.7 | 60.7 | 59.2 | 59.1 | 59.3 | 64.2 | 64.9 | 65.0 |
| 94-95 | 62.4 | 61.8 | 61.7 | 59.6 | 59.4 | 60.9 | 59.2 | 59.7 | 59.9 | 65.1 | 66.4 | 66.0 |
| 95-96 | 61.2 | 62.1 | 62.8 | 60.7 | 61.0 | 61.1 | 60.3 | 60.8 | 60.7 | 65.5 | 65.9 | 65.2 |
| 96-97 | 62.7 | 61.2 | 61.7 | 62.9 | 63.1 | 64.0 | 61.3 | 61.2 | 61.4 | 65.8 | 64.8 | 65.3 |
| 97-98 | | | | | | | | | | | | |

Census Date Enrollment Data - Fall 1995 (AY 95-96)

B1.954

| | | Full Time | Part Time | First Time | Transitory | Returning | Continuing | Total |
|--------------------|-------|-----------|-----------|------------|------------|-----------|------------|--------|
| FTF | Men | 295 | 29 | 324 | | | | 324 |
| | Women | 505 | 49 | 554 | | | | 554 |
| | Total | 800 | 78 | 878 | | | | 878 |
| Other Fresh | Men | 238 | 64 | 51 | 22 | 4 | 225 | 302 |
| | Women | 365 | 70 | 45 | 20 | 12 | 358 | 435 |
| | Total | 603 | 134 | 96 | 42 | 16 | 583 | 737 |
| Fresh Total | Men | 533 | 93 | 375 | 22 | 4 | 225 | 626 |
| | Women | 870 | 119 | 599 | 20 | 12 | 358 | 989 |
| | Total | 1,403 | 212 | 974 | 42 | 16 | 583 | 1,615 |
| Soph | Men | 382 | 78 | 145 | 1 | 16 | 298 | 460 |
| | Women | 567 | 112 | 214 | 6 | 15 | 444 | 679 |
| | Total | 949 | 190 | 359 | 7 | 31 | 742 | 1,139 |
| Junior | Men | 856 | 225 | 362 | 7 | 29 | 683 | 1,081 |
| | Women | 1,289 | 383 | 592 | 8 | 37 | 1,035 | 1,672 |
| | Total | 2,145 | 608 | 954 | 15 | 66 | 1,718 | 2,753 |
| Senior | Men | 1,055 | 393 | 60 | 3 | 33 | 1,352 | 1,448 |
| | Women | 1,623 | 522 | 82 | 4 | 45 | 2,014 | 2,145 |
| | Total | 2,678 | 915 | 142 | 7 | 78 | 3,366 | 3,593 |
| UG Total | Men | 2,826 | 789 | 942 | 33 | 82 | 2,558 | 3,615 |
| | Women | 4,349 | 1,136 | 1,487 | 38 | 109 | 3,851 | 5,485 |
| | Total | 7,175 | 1,925 | 2,429 | 71 | 191 | 6,409 | 9,100 |
| PB-Grad | Men | 298 | 688 | 300 | 3 | 51 | 632 | 986 |
| | Women | 599 | 1,272 | 541 | 3 | 96 | 1,231 | 1,871 |
| | Total | 897 | 1,960 | 841 | 6 | 147 | 1,863 | 2,857 |
| Univ. Total | Men | 3,124 | 1,477 | 1,242 | 36 | 133 | 3,190 | 4,601 |
| | Women | 4,948 | 2,408 | 2,028 | 41 | 205 | 5,082 | 7,356 |
| | Total | 8,072 | 3,885 | 3,270 | 77 | 338 | 8,272 | 11,957 |

Census Date FTES Data

Note: FTES rounded to 1 decimal place.

| | | Full Time | Part Time | First Time | Transitory | Returning | Continuing | Total |
|--------------------|-------|-----------|-----------|------------|------------|-----------|------------|---------|
| FTF | Men | 268.9 | 16.2 | 285.1 | | | | 285.1 |
| | Women | 456.2 | 25.2 | 481.5 | | | | 481.4 |
| | Total | 725.1 | 41.4 | 766.6 | | | | 766.5 |
| Other Fresh | Men | 219.0 | 28.8 | 40.3 | 8.4 | 3.2 | 195.9 | 247.8 |
| | Women | 339.9 | 28.1 | 36.0 | 7.7 | 8.4 | 315.9 | 368.0 |
| | Total | 558.9 | 56.9 | 76.3 | 16.1 | 11.6 | 511.8 | 615.8 |
| Fresh Total | Men | 487.9 | 45.0 | 325.4 | 8.4 | 3.2 | 195.9 | 532.9 |
| | Women | 796.1 | 53.3 | 517.5 | 7.7 | 8.4 | 315.9 | 849.4 |
| | Total | 1,284.0 | 98.3 | 842.9 | 16.1 | 11.6 | 511.8 | 1,382.3 |
| Soph | Men | 360.1 | 37.8 | 125.0 | 0.1 | 12.2 | 260.6 | 397.9 |
| | Women | 527.1 | 54.5 | 174.5 | 4.6 | 11.5 | 391.0 | 581.6 |
| | Total | 887.2 | 92.3 | 299.5 | 4.7 | 23.7 | 651.6 | 979.5 |
| Junior | Men | 803.8 | 108.9 | 292.7 | 4.1 | 22.8 | 593.2 | 912.7 |
| | Women | 1,202.9 | 175.7 | 468.0 | 6.9 | 25.1 | 878.6 | 1,378.6 |
| | Total | 2,006.7 | 284.6 | 760.7 | 11.0 | 47.9 | 1,471.8 | 2,291.3 |
| Senior | Men | 1,035.4 | 181.2 | 48.1 | 2.1 | 21.9 | 1,144.6 | 1,216.6 |
| | Women | 1,610.0 | 248.3 | 64.1 | 2.9 | 32.5 | 1,758.9 | 1,858.3 |
| | Total | 2,645.4 | 429.5 | 112.2 | 5.0 | 54.4 | 2,903.5 | 3,074.9 |
| UG Total | Men | 2,687.2 | 372.9 | 791.2 | 14.7 | 60.1 | 2,194.3 | 3,060.1 |
| | Women | 4,136.1 | 531.8 | 1,224.1 | 22.1 | 77.5 | 3,344.4 | 4,667.9 |
| | Total | 6,823.3 | 904.7 | 2,015.3 | 36.8 | 137.6 | 5,538.7 | 7,728.0 |
| PB-Grad | Men | 263.3 | 285.0 | 183.9 | 0.8 | 24.4 | 339.2 | 548.3 |
| | Women | 544.7 | 510.2 | 336.6 | 1.3 | 45.2 | 671.8 | 1,054.9 |
| | Total | 808.0 | 795.2 | 520.5 | 2.1 | 69.6 | 1,011.0 | 1,603.2 |
| Univ. Total | Men | 2,950.5 | 657.9 | 975.1 | 15.5 | 84.5 | 2,533.5 | 3,608.4 |
| | Women | 4,680.8 | 1,042.0 | 1,560.7 | 23.4 | 122.7 | 4,016.2 | 5,722.8 |
| | Total | 7,631.3 | 1,699.9 | 2,535.8 | 38.9 | 207.2 | 6,549.7 | 9,331.2 |

Census Date Enrollment Data - Winter 1996 (AY 95-96)

B1.961

| | | Full Time | Part Time | First Time | Transitory | Returning | Continuing | Total |
|--------------------|-------|-----------|-----------|------------|------------|-----------|------------|--------|
| FTF | Men | 14 | 2 | 16 | | | | 16 |
| | Women | 17 | 6 | 23 | | | | 23 |
| | Total | 31 | 8 | 39 | | | | 39 |
| Other Fresh | Men | 382 | 78 | 9 | 2 | 2 | 447 | 460 |
| | Women | 660 | 97 | 25 | 3 | 3 | 726 | 757 |
| | Total | 1,042 | 175 | 34 | 5 | 5 | 1,173 | 1,217 |
| Fresh Total | Men | 396 | 80 | 25 | 2 | 2 | 447 | 476 |
| | Women | 677 | 103 | 48 | 3 | 3 | 726 | 780 |
| | Total | 1,073 | 183 | 73 | 5 | 5 | 1,173 | 1,256 |
| Soph | Men | 315 | 84 | 44 | 1 | 5 | 350 | 399 |
| | Women | 539 | 107 | 75 | | 7 | 563 | 646 |
| | Total | 854 | 191 | 119 | 1 | 12 | 913 | 1,045 |
| Junior | Men | 806 | 220 | 124 | 3 | 13 | 886 | 1,026 |
| | Women | 1,237 | 370 | 203 | 7 | 22 | 1,375 | 1,607 |
| | Total | 2,043 | 590 | 327 | 10 | 35 | 2,261 | 2,633 |
| Senior | Men | 1,123 | 376 | 19 | 1 | 11 | 1,468 | 1,499 |
| | Women | 1,715 | 528 | 28 | 4 | 14 | 2,197 | 2,243 |
| | Total | 2,838 | 904 | 47 | 5 | 25 | 3,665 | 3,742 |
| UG Total | Men | 2,640 | 760 | 212 | 7 | 31 | 3,151 | 3,400 |
| | Women | 4,168 | 1,108 | 354 | 14 | 46 | 4,861 | 5,276 |
| | Total | 6,808 | 1,868 | 566 | 21 | 77 | 8,012 | 8,676 |
| PB-Grad | Men | 288 | 688 | 116 | 3 | 16 | 841 | 976 |
| | Women | 605 | 1,277 | 212 | 4 | 35 | 1,631 | 1,882 |
| | Total | 893 | 1,965 | 328 | 7 | 51 | 2,472 | 2,858 |
| Univ. Total | Men | 2,928 | 1,448 | 328 | 10 | 47 | 3,992 | 4,376 |
| | Women | 4,773 | 2,385 | 566 | 18 | 81 | 6,492 | 7,158 |
| | Total | 7,701 | 3,833 | 894 | 28 | 128 | 10,484 | 11,534 |

Census Date FTES Data

Note: FTES rounded to 1 decimal place.

| | | Full Time | Part Time | First Time | Transitory | Returning | Continuing | Total |
|--------------------|-------|-----------|-----------|------------|------------|-----------|------------|---------|
| FTF | Men | 13.0 | 1.2 | 14.2 | | | | 14.2 |
| | Women | 15.3 | 2.7 | 18.1 | | | | 18.1 |
| | Total | 28.3 | 3.9 | 32.3 | | | | 32.3 |
| Other Fresh | Men | 354.9 | 38.7 | 8.0 | 1.3 | 1.6 | 382.7 | 393.5 |
| | Women | 613.6 | 46.1 | 20.2 | 0.7 | 2.3 | 636.5 | 659.7 |
| | Total | 968.5 | 84.8 | 28.2 | 1.9 | 3.9 | 1,019.2 | 1,053.2 |
| Fresh Total | Men | 367.9 | 39.9 | 22.2 | 1.3 | 1.6 | 382.7 | 407.7 |
| | Women | 628.9 | 48.8 | 38.3 | 0.7 | 2.3 | 636.5 | 677.8 |
| | Total | 996.8 | 88.7 | 60.5 | 1.9 | 3.9 | 1,019.2 | 1,085.5 |
| Soph | Men | 295.2 | 43.4 | 33.8 | 0.2 | 3.4 | 301.4 | 338.6 |
| | Women | 498.7 | 53.5 | 55.5 | | 4.6 | 491.8 | 552.2 |
| | Total | 793.9 | 96.8 | 89.3 | 0.2 | 8.0 | 793.2 | 890.8 |
| Junior | Men | 755.2 | 105.0 | 98.1 | 2.0 | 8.5 | 751.6 | 860.2 |
| | Women | 1,150.7 | 175.5 | 159.5 | 3.5 | 15.4 | 1,147.8 | 1,326.2 |
| | Total | 1,905.9 | 280.5 | 257.6 | 5.5 | 23.9 | 1,899.4 | 2,186.4 |
| Senior | Men | 1,090.7 | 174.9 | 12.2 | 0.2 | 7.9 | 1,245.3 | 1,265.5 |
| | Women | 1,696.8 | 254.1 | 20.7 | 2.1 | 7.0 | 1,921.1 | 1,951.0 |
| | Total | 2,787.5 | 429.0 | 32.9 | 2.3 | 14.9 | 3,166.4 | 3,216.5 |
| UG Total | Men | 2,509.0 | 363.1 | 166.3 | 3.7 | 21.4 | 2,680.9 | 2,872.1 |
| | Women | 3,975.2 | 531.9 | 274.0 | 6.3 | 29.3 | 4,197.3 | 4,507.1 |
| | Total | 6,484.2 | 895.0 | 440.3 | 10.0 | 50.7 | 6,878.2 | 7,379.2 |
| PB-Grad | Men | 262.1 | 285.5 | 66.3 | 1.3 | 6.6 | 473.5 | 547.7 |
| | Women | 563.7 | 520.7 | 112.2 | 2.5 | 12.7 | 957.0 | 1,084.4 |
| | Total | 825.9 | 806.2 | 178.5 | 3.7 | 19.3 | 1,430.5 | 1,632.1 |
| Univ. Total | Men | 2,771.1 | 648.6 | 232.6 | 4.9 | 28.0 | 3,154.4 | 3,419.7 |
| | Women | 4,538.9 | 1,052.6 | 386.2 | 8.8 | 42.1 | 5,154.3 | 5,591.5 |
| | Total | 7,310.0 | 1,701.2 | 618.8 | 13.7 | 70.0 | 8,308.7 | 9,011.2 |

Census Date Enrollment Data - Spring 1996 (AY 95-96)

B1.962

| | | Full Time | Part Time | First Time | Transitory | Returning | Continuing | Total |
|--------------------|-------|-----------|-----------|------------|------------|-----------|------------|--------|
| FTF | Men | 5 | 1 | 6 | | | | 6 |
| | Women | 8 | 2 | 10 | | | | 10 |
| | Total | 13 | 3 | 16 | | | | 16 |
| Other Fresh | Men | 301 | 63 | 5 | 3 | 1 | 355 | 364 |
| | Women | 526 | 88 | 13 | 2 | 1 | 598 | 614 |
| | Total | 827 | 151 | 18 | 5 | 2 | 953 | 978 |
| Fresh Total | Men | 306 | 64 | 11 | 3 | 1 | 355 | 370 |
| | Women | 534 | 90 | 23 | 2 | 1 | 598 | 624 |
| | Total | 840 | 154 | 34 | 5 | 2 | 953 | 994 |
| Soph | Men | 282 | 85 | 19 | | 2 | 346 | 367 |
| | Women | 472 | 107 | 29 | 1 | 6 | 543 | 579 |
| | Total | 754 | 192 | 48 | 1 | 8 | 889 | 946 |
| Junior | Men | 725 | 199 | 43 | 2 | 12 | 867 | 924 |
| | Women | 1,097 | 354 | 65 | 4 | 8 | 1,374 | 1,451 |
| | Total | 1,822 | 553 | 108 | 6 | 20 | 2,241 | 2,375 |
| Senior | Men | 1,118 | 463 | 16 | 2 | 9 | 1,554 | 1,581 |
| | Women | 1,688 | 663 | 11 | 1 | 20 | 2,319 | 2,351 |
| | Total | 2,806 | 1,126 | 27 | 3 | 29 | 3,873 | 3,932 |
| UG Total | Men | 2,431 | 811 | 89 | 7 | 24 | 3,122 | 3,242 |
| | Women | 3,791 | 1,214 | 128 | 8 | 35 | 4,834 | 5,005 |
| | Total | 6,222 | 2,025 | 217 | 15 | 59 | 7,956 | 8,247 |
| PB-Grad | Men | 247 | 730 | 116 | | 17 | 844 | 977 |
| | Women | 542 | 1,285 | 154 | 1 | 18 | 1,654 | 1,827 |
| | Total | 789 | 2,015 | 270 | 1 | 35 | 2,498 | 2,804 |
| Univ. Total | Men | 2,678 | 1,541 | 205 | 7 | 41 | 3,966 | 4,219 |
| | Women | 4,333 | 2,499 | 282 | 9 | 53 | 6,488 | 6,832 |
| | Total | 7,011 | 4,040 | 487 | 16 | 94 | 10,454 | 11,051 |

Census Date FTES Data

Note: FTES rounded to 1 decimal place.

| | | Full Time | Part Time | First Time | Transitory | Returning | Continuing | Total |
|--------------------|-------|-----------|-----------|------------|------------|-----------|------------|---------|
| FTF | Men | 4.1 | 0.3 | 4.4 | | | | 4.4 |
| | Women | 7.3 | 0.3 | 7.6 | | | | 7.6 |
| | Total | 11.5 | 0.5 | 12.0 | | | | 12.0 |
| Other Fresh | Men | 273.4 | 31.0 | 3.2 | 1.1 | 0.9 | 299.2 | 304.4 |
| | Women | 486.4 | 39.2 | 9.0 | 0.5 | 0.8 | 515.3 | 525.6 |
| | Total | 759.8 | 70.2 | 12.2 | 1.5 | 1.7 | 814.5 | 830.0 |
| Fresh Total | Men | 277.6 | 31.2 | 7.6 | 1.1 | 0.9 | 299.2 | 308.8 |
| | Women | 493.7 | 39.5 | 16.6 | 0.5 | 0.8 | 515.3 | 533.2 |
| | Total | 771.3 | 70.7 | 24.2 | 1.5 | 1.7 | 814.5 | 842.0 |
| Soph | Men | 261.0 | 41.1 | 12.4 | | 1.2 | 288.5 | 302.1 |
| | Women | 435.5 | 50.8 | 19.9 | 0.1 | 4.1 | 462.2 | 486.3 |
| | Total | 696.5 | 91.9 | 32.3 | 0.1 | 5.3 | 750.7 | 788.3 |
| Junior | Men | 671.5 | 92.7 | 32.7 | 0.5 | 7.3 | 723.7 | 764.2 |
| | Women | 1,028.7 | 172.9 | 49.7 | 1.7 | 5.6 | 1,144.7 | 1,201.6 |
| | Total | 1,700.2 | 265.6 | 82.4 | 2.2 | 12.9 | 1,868.4 | 1,965.9 |
| Senior | Men | 1,092.1 | 216.4 | 11.5 | 0.7 | 6.1 | 1,290.4 | 1,308.6 |
| | Women | 1,663.8 | 322.2 | 6.7 | 0.3 | 10.6 | 1,968.4 | 1,986.0 |
| | Total | 2,755.9 | 538.6 | 18.1 | 0.9 | 16.7 | 3,258.8 | 3,294.5 |
| UG Total | Men | 2,302.2 | 381.5 | 64.1 | 2.3 | 15.5 | 2,601.7 | 2,683.7 |
| | Women | 3,621.8 | 585.3 | 92.8 | 2.5 | 21.1 | 4,090.6 | 4,207.1 |
| | Total | 5,923.9 | 966.8 | 157.0 | 4.8 | 36.7 | 6,692.4 | 6,890.7 |
| PB-Grad | Men | 225.1 | 301.1 | 66.9 | | 7.3 | 452.1 | 526.2 |
| | Women | 502.0 | 519.1 | 82.3 | 0.5 | 8.3 | 929.8 | 1,021.0 |
| | Total | 727.1 | 820.1 | 149.2 | 0.5 | 15.6 | 1,381.9 | 1,547.2 |
| Univ. Total | Men | 2,527.3 | 682.6 | 131.0 | 2.3 | 22.8 | 3,053.8 | 3,209.9 |
| | Women | 4,123.7 | 1,104.4 | 175.2 | 3.0 | 29.5 | 5,020.5 | 5,228.1 |
| | Total | 6,651.0 | 1,787.0 | 306.2 | 5.3 | 52.3 | 8,074.3 | 8,438.0 |

Census Date Enrollment Data - Annual Average (AY 95-96)

B1.95/96

| | | Full Time | Part Time | First Time | Transitory | Returning | Continuing | Total |
|--------------------|-------|-----------|-----------|------------|------------|-----------|------------|--------|
| FTF | Men | 105 | 11 | 115 | | | | 115 |
| | Women | 177 | 19 | 196 | | | | 196 |
| | Total | 281 | 30 | 311 | | | | 311 |
| Other Fresh | Men | 307 | 68 | 22 | 9 | 2 | 342 | 375 |
| | Women | 517 | 85 | 28 | 8 | 5 | 561 | 602 |
| | Total | 824 | 153 | 49 | 17 | 8 | 903 | 977 |
| Fresh Total | Men | 412 | 79 | 137 | 9 | 2 | 342 | 491 |
| | Women | 694 | 104 | 223 | 8 | 5 | 561 | 798 |
| | Total | 1,105 | 183 | 360 | 17 | 8 | 903 | 1,288 |
| Soph | Men | 326 | 82 | 69 | 1 | 8 | 331 | 409 |
| | Women | 526 | 109 | 106 | 2 | 9 | 517 | 635 |
| | Total | 852 | 191 | 175 | 3 | 17 | 848 | 1,043 |
| Junior | Men | 796 | 215 | 176 | 4 | 18 | 812 | 1,010 |
| | Women | 1,208 | 369 | 287 | 6 | 22 | 1,261 | 1,577 |
| | Total | 2,003 | 584 | 463 | 10 | 40 | 2,073 | 2,587 |
| Senior | Men | 1,099 | 411 | 32 | 2 | 18 | 1,458 | 1,509 |
| | Women | 1,675 | 571 | 40 | 3 | 26 | 2,177 | 2,246 |
| | Total | 2,774 | 982 | 72 | 5 | 44 | 3,635 | 3,756 |
| UG Total | Men | 2,632 | 787 | 414 | 16 | 46 | 2,944 | 3,419 |
| | Women | 4,103 | 1,153 | 656 | 20 | 63 | 4,515 | 5,255 |
| | Total | 6,735 | 1,939 | 1,071 | 36 | 109 | 7,459 | 8,674 |
| PB-Grad | Men | 278 | 702 | 177 | 2 | 28 | 772 | 980 |
| | Women | 582 | 1,278 | 302 | 3 | 50 | 1,505 | 1,860 |
| | Total | 860 | 1,980 | 480 | 5 | 78 | 2,278 | 2,840 |
| Univ. Total | Men | 2,910 | 1,489 | 592 | 18 | 74 | 3,716 | 4,399 |
| | Women | 4,685 | 2,431 | 959 | 23 | 113 | 6,021 | 7,115 |
| | Total | 7,595 | 3,919 | 1,550 | 40 | 187 | 9,737 | 11,514 |

Census Date FTES Data

Note: FTES rounded to 1 decimal place.

| | | Full Time | Part Time | First Time | Transitory | Returning | Continuing | Total |
|--------------------|-------|-----------|-----------|------------|------------|-----------|------------|---------|
| FTF | Men | 95.3 | 5.9 | 101.2 | | | | 101.2 |
| | Women | 159.6 | 9.4 | 169.1 | | | | 169.0 |
| | Total | 255.0 | 15.3 | 270.3 | | | | 270.3 |
| Other Fresh | Men | 282.4 | 32.8 | 17.2 | 3.6 | 1.9 | 292.6 | 315.2 |
| | Women | 480.0 | 37.8 | 21.7 | 2.9 | 3.8 | 489.2 | 517.8 |
| | Total | 762.4 | 70.6 | 38.9 | 6.5 | 5.8 | 781.8 | 833.0 |
| Fresh Total | Men | 377.8 | 38.7 | 118.4 | 3.6 | 1.9 | 292.6 | 416.5 |
| | Women | 639.6 | 47.2 | 190.8 | 2.9 | 3.8 | 489.2 | 686.8 |
| | Total | 1,017.4 | 85.9 | 309.2 | 6.5 | 5.8 | 781.8 | 1,103.3 |
| Soph | Men | 305.4 | 40.8 | 57.1 | 0.1 | 5.6 | 283.5 | 346.2 |
| | Women | 487.1 | 52.9 | 83.3 | 1.6 | 6.7 | 448.3 | 540.0 |
| | Total | 792.5 | 93.7 | 140.4 | 1.7 | 12.4 | 731.8 | 886.2 |
| Junior | Men | 743.5 | 102.2 | 141.2 | 2.2 | 12.9 | 689.5 | 845.7 |
| | Women | 1,127.5 | 174.7 | 225.7 | 4.0 | 15.4 | 1,057.0 | 1,302.2 |
| | Total | 1,871.0 | 276.9 | 366.9 | 6.2 | 28.2 | 1,746.5 | 2,147.9 |
| Senior | Men | 1,072.7 | 190.8 | 23.9 | 1.0 | 11.9 | 1,226.7 | 1,263.6 |
| | Women | 1,656.9 | 274.9 | 30.5 | 1.8 | 16.7 | 1,882.8 | 1,931.7 |
| | Total | 2,729.6 | 465.7 | 54.4 | 2.8 | 28.6 | 3,109.6 | 3,195.3 |
| UG Total | Men | 2,499.4 | 372.5 | 340.5 | 6.9 | 32.3 | 2,492.3 | 2,871.9 |
| | Women | 3,911.0 | 549.7 | 530.3 | 10.3 | 42.7 | 3,877.4 | 4,460.7 |
| | Total | 6,410.5 | 922.2 | 870.9 | 17.2 | 75.0 | 6,369.7 | 7,332.6 |
| PB-Grad | Men | 250.2 | 290.5 | 105.7 | 0.7 | 12.8 | 421.6 | 540.7 |
| | Women | 536.8 | 516.6 | 177.0 | 1.4 | 22.1 | 852.9 | 1,053.4 |
| | Total | 787.0 | 807.2 | 282.7 | 2.1 | 34.8 | 1,274.5 | 1,594.2 |
| Univ. Total | Men | 2,749.6 | 663.0 | 446.2 | 7.6 | 45.1 | 2,913.9 | 3,412.7 |
| | Women | 4,447.8 | 1,066.3 | 707.4 | 11.7 | 64.7 | 4,730.3 | 5,514.1 |
| | Total | 7,197.4 | 1,729.4 | 1,153.6 | 19.3 | 109.8 | 7,644.2 | 8,926.8 |

Census Date Enrollment Data - Fall 1994 (AY 94-95)

B1.944

| | | Full Time | Part Time | First Time | Transitory | Returning | Continuing | Total |
|--------------------|-------|-----------|-----------|------------|------------|-----------|------------|--------|
| FTF | Men | 248 | 21 | 269 | | | | 269 |
| | Women | 420 | 37 | 457 | | | | 457 |
| | Total | 668 | 58 | 726 | | | | 726 |
| Other Fresh | Men | 225 | 56 | 31 | 24 | 8 | 218 | 281 |
| | Women | 358 | 99 | 55 | 48 | 3 | 351 | 457 |
| | Total | 583 | 155 | 86 | 72 | 11 | 569 | 738 |
| Fresh Total | Men | 473 | 77 | 300 | 24 | 8 | 218 | 550 |
| | Women | 778 | 136 | 512 | 48 | 3 | 351 | 914 |
| | Total | 1,251 | 213 | 812 | 72 | 11 | 569 | 1,464 |
| Soph | Men | 374 | 81 | 140 | 4 | 9 | 302 | 455 |
| | Women | 527 | 117 | 174 | 4 | 8 | 458 | 644 |
| | Total | 901 | 198 | 314 | 8 | 17 | 760 | 1,099 |
| Junior | Men | 895 | 251 | 391 | 12 | 14 | 729 | 1,146 |
| | Women | 1,305 | 383 | 515 | 9 | 28 | 1,136 | 1,688 |
| | Total | 2,200 | 634 | 906 | 21 | 42 | 1,865 | 2,834 |
| Senior | Men | 1,121 | 406 | 48 | 1 | 16 | 1,462 | 1,527 |
| | Women | 1,531 | 560 | 63 | 6 | 35 | 1,987 | 2,091 |
| | Total | 2,652 | 966 | 111 | 7 | 51 | 3,449 | 3,618 |
| UG Total | Men | 2,863 | 815 | 879 | 41 | 47 | 2,711 | 3,678 |
| | Women | 4,141 | 1,196 | 1,264 | 67 | 74 | 3,932 | 5,337 |
| | Total | 7,004 | 2,011 | 2,143 | 108 | 121 | 6,643 | 9,015 |
| PB-Grad | Men | 313 | 681 | 272 | | 52 | 670 | 994 |
| | Women | 568 | 1,287 | 511 | 2 | 79 | 1,263 | 1,855 |
| | Total | 881 | 1,968 | 783 | 2 | 131 | 1,933 | 2,849 |
| Univ. Total | Men | 3,176 | 1,496 | 1,151 | 41 | 99 | 3,381 | 4,672 |
| | Women | 4,709 | 2,483 | 1,775 | 69 | 153 | 5,195 | 7,192 |
| | Total | 7,885 | 3,979 | 2,926 | 110 | 252 | 8,576 | 11,864 |

Census Date FTES Data

Note: FTES rounded to 1 decimal place.

| | | Full Time | Part Time | First Time | Transitory | Returning | Continuing | Total |
|--------------------|-------|-----------|-----------|------------|------------|-----------|------------|---------|
| FTF | Men | 227.4 | 12.0 | 239.4 | | | | 239.4 |
| | Women | 389.7 | 20.3 | 410.0 | | | | 410.0 |
| | Total | 617.1 | 32.3 | 649.4 | | | | 649.4 |
| Other Fresh | Men | 206.4 | 23.3 | 25.5 | 7.4 | 5.1 | 191.6 | 229.7 |
| | Women | 332.3 | 41.7 | 46.1 | 19.7 | 2.5 | 305.7 | 374.0 |
| | Total | 538.7 | 65.0 | 71.6 | 27.1 | 7.6 | 497.3 | 603.7 |
| Fresh Total | Men | 433.8 | 35.3 | 264.9 | 7.4 | 5.1 | 191.6 | 469.1 |
| | Women | 722.0 | 62.0 | 456.1 | 19.7 | 2.5 | 305.7 | 784.0 |
| | Total | 1,155.8 | 97.3 | 721.0 | 27.1 | 7.6 | 497.3 | 1,253.1 |
| Soph | Men | 351.3 | 41.7 | 118.1 | 2.3 | 7.5 | 265.1 | 393.0 |
| | Women | 500.7 | 55.8 | 142.4 | 3.5 | 5.3 | 405.3 | 556.5 |
| | Total | 852.0 | 97.5 | 260.5 | 5.8 | 12.8 | 670.4 | 949.5 |
| Junior | Men | 858.7 | 120.0 | 326.9 | 8.3 | 9.8 | 633.7 | 978.7 |
| | Women | 1,232.9 | 177.3 | 417.8 | 8.8 | 20.5 | 963.1 | 1,410.2 |
| | Total | 2,091.6 | 297.3 | 744.7 | 17.1 | 30.3 | 1,596.8 | 2,388.9 |
| Senior | Men | 1,100.5 | 183.3 | 37.4 | 0.8 | 9.9 | 1,235.7 | 1,283.8 |
| | Women | 1,495.4 | 259.6 | 48.9 | 2.3 | 22.7 | 1,681.0 | 1,755.0 |
| | Total | 2,595.9 | 442.9 | 86.3 | 3.1 | 32.6 | 2,916.7 | 3,038.8 |
| UG Total | Men | 2,744.3 | 380.3 | 747.3 | 18.8 | 32.3 | 2,326.1 | 3,124.6 |
| | Women | 3,951.0 | 554.7 | 1,065.2 | 34.3 | 51.0 | 3,355.1 | 4,505.7 |
| | Total | 6,695.3 | 935.0 | 1,812.5 | 53.1 | 83.3 | 5,681.2 | 7,630.3 |
| PB-Grad | Men | 275.1 | 269.7 | 166.2 | | 25.7 | 352.9 | 544.8 |
| | Women | 505.4 | 498.0 | 308.9 | 1.2 | 38.3 | 655.1 | 1,003.4 |
| | Total | 780.5 | 767.7 | 475.1 | 1.2 | 64.0 | 1,008.0 | 1,548.2 |
| Univ. Total | Men | 3,019.4 | 650.0 | 913.5 | 18.8 | 58.0 | 2,679.0 | 3,669.4 |
| | Women | 4,456.4 | 1,052.7 | 1,374.1 | 35.5 | 89.3 | 4,010.2 | 5,509.1 |
| | Total | 7,475.8 | 1,702.7 | 2,287.6 | 54.3 | 147.3 | 6,689.2 | 9,178.5 |

Census Date Enrollment Data - Winter 1995 (AY 94-95)

B1.951

| | | Full Time | Part Time | First Time | Transitory | Returning | Continuing | Total |
|--------------------|-------|-----------|-----------|------------|------------|-----------|------------|--------|
| FTF | Men | 8 | 2 | 10 | | | | 10 |
| | Women | 15 | 7 | 22 | | | | 22 |
| | Total | 23 | 9 | 32 | | | | 32 |
| Other Fresh | Men | 343 | 67 | 15 | 1 | 5 | 389 | 410 |
| | Women | 565 | 92 | 18 | | 5 | 634 | 657 |
| | Total | 908 | 159 | 33 | 1 | 10 | 1,023 | 1,067 |
| Fresh Total | Men | 351 | 69 | 25 | 1 | 5 | 389 | 420 |
| | Women | 580 | 99 | 40 | | 5 | 634 | 679 |
| | Total | 931 | 168 | 65 | 1 | 10 | 1,023 | 1,099 |
| Soph | Men | 342 | 80 | 54 | 4 | 3 | 361 | 422 |
| | Women | 529 | 135 | 83 | | 12 | 569 | 664 |
| | Total | 871 | 215 | 137 | 4 | 15 | 930 | 1,086 |
| Junior | Men | 849 | 246 | 156 | 5 | 11 | 923 | 1,095 |
| | Women | 1,204 | 399 | 224 | 2 | 18 | 1,359 | 1,603 |
| | Total | 2,053 | 645 | 380 | 7 | 29 | 2,282 | 2,698 |
| Senior | Men | 1,124 | 413 | 16 | | 10 | 1,511 | 1,537 |
| | Women | 1,620 | 583 | 22 | 4 | 9 | 2,168 | 2,203 |
| | Total | 2,744 | 996 | 38 | 4 | 19 | 3,679 | 3,740 |
| UG Total | Men | 2,666 | 808 | 251 | 10 | 29 | 3,184 | 3,474 |
| | Women | 3,933 | 1,216 | 369 | 6 | 44 | 4,730 | 5,149 |
| | Total | 6,599 | 2,024 | 620 | 16 | 73 | 7,914 | 8,623 |
| PB-Grad | Men | 323 | 615 | 88 | 1 | 27 | 822 | 938 |
| | Women | 613 | 1,242 | 192 | 1 | 55 | 1,607 | 1,855 |
| | Total | 936 | 1,857 | 280 | 2 | 82 | 2,429 | 2,793 |
| Univ. Total | Men | 2,989 | 1,423 | 339 | 11 | 56 | 4,006 | 4,412 |
| | Women | 4,546 | 2,458 | 561 | 7 | 99 | 6,337 | 7,004 |
| | Total | 7,535 | 3,881 | 900 | 18 | 155 | 10,343 | 11,416 |

Census Date FTES Data

Note: FTES rounded to 1 decimal place.

| | | Full Time | Part Time | First Time | Transitory | Returning | Continuing | Total |
|--------------------|-------|-----------|-----------|------------|------------|-----------|------------|---------|
| FTF | Men | 7.4 | 0.4 | 7.8 | | | | 7.8 |
| | Women | 13.4 | 3.5 | 16.9 | | | | 16.9 |
| | Total | 20.8 | 3.9 | 24.7 | | | | 24.7 |
| Other Fresh | Men | 322.7 | 30.0 | 12.9 | 0.3 | 2.5 | 337.0 | 352.7 |
| | Women | 533.2 | 40.4 | 13.8 | | 3.5 | 556.3 | 573.6 |
| | Total | 855.9 | 70.4 | 26.7 | 0.3 | 6.0 | 893.3 | 926.3 |
| Fresh Total | Men | 330.1 | 30.4 | 20.7 | 0.3 | 2.5 | 337.0 | 360.5 |
| | Women | 546.6 | 43.9 | 30.7 | | 3.5 | 556.3 | 590.5 |
| | Total | 876.7 | 74.3 | 51.4 | 0.3 | 6.0 | 893.3 | 951.0 |
| Soph | Men | 315.7 | 38.0 | 39.3 | 2.3 | 2.4 | 309.6 | 353.7 |
| | Women | 498.4 | 62.1 | 59.3 | | 7.7 | 493.4 | 560.5 |
| | Total | 814.1 | 100.1 | 98.6 | 2.3 | 10.1 | 803.0 | 914.2 |
| Junior | Men | 800.5 | 114.4 | 115.0 | 4.2 | 7.8 | 787.9 | 914.9 |
| | Women | 1,130.6 | 188.6 | 162.2 | 2.0 | 12.6 | 1,142.3 | 1,319.2 |
| | Total | 1,931.1 | 303.0 | 277.2 | 6.2 | 20.4 | 1,930.2 | 2,234.1 |
| Senior | Men | 1,097.1 | 189.9 | 12.5 | | 6.1 | 1,268.3 | 1,287.0 |
| | Women | 1,580.7 | 278.2 | 14.9 | 2.8 | 6.3 | 1,835.0 | 1,858.9 |
| | Total | 2,677.8 | 468.1 | 27.4 | 2.8 | 12.4 | 3,103.3 | 3,145.9 |
| UG Total | Men | 2,543.4 | 372.7 | 187.5 | 6.8 | 18.8 | 2,702.8 | 2,916.1 |
| | Women | 3,756.3 | 572.8 | 267.1 | 4.8 | 30.1 | 4,027.0 | 4,329.1 |
| | Total | 6,299.7 | 945.5 | 454.6 | 11.6 | 48.9 | 6,729.8 | 7,245.2 |
| PB-Grad | Men | 292.3 | 246.3 | 50.8 | 0.5 | 13.6 | 473.7 | 538.6 |
| | Women | 561.3 | 491.5 | 107.6 | 0.3 | 21.6 | 923.3 | 1,052.8 |
| | Total | 853.6 | 737.8 | 158.4 | 0.8 | 35.2 | 1,397.0 | 1,591.4 |
| Univ. Total | Men | 2,835.7 | 619.0 | 238.3 | 7.3 | 32.4 | 3,176.5 | 3,454.7 |
| | Women | 4,317.6 | 1,064.3 | 374.7 | 5.1 | 51.7 | 4,950.3 | 5,381.9 |
| | Total | 7,153.3 | 1,683.3 | 613.0 | 12.4 | 84.1 | 8,126.8 | 8,836.6 |

Census Date Enrollment Data - Spring 1995 (AY 94-95)

B1.952

| | | Full Time | Part Time | First Time | Transitory | Returning | Continuing | Total |
|--------------------|-------|-----------|-----------|------------|------------|-----------|------------|--------|
| FTF | Men | 4 | | 4 | | | | 4 |
| | Women | 5 | 2 | 7 | | | | 7 |
| | Total | 9 | 2 | 11 | | | | 11 |
| Other Fresh | Men | 292 | 61 | 8 | 2 | 1 | 342 | 353 |
| | Women | 481 | 88 | 22 | 1 | 2 | 544 | 569 |
| | Total | 773 | 149 | 30 | 3 | 3 | 886 | 922 |
| Fresh Total | Men | 296 | 61 | 12 | 2 | 1 | 342 | 357 |
| | Women | 486 | 90 | 29 | 1 | 2 | 544 | 576 |
| | Total | 782 | 151 | 41 | 3 | 3 | 886 | 933 |
| Soph | Men | 318 | 85 | 27 | 1 | 2 | 373 | 403 |
| | Women | 467 | 111 | 32 | | 3 | 543 | 578 |
| | Total | 785 | 196 | 59 | 1 | 5 | 916 | 981 |
| Junior | Men | 738 | 207 | 42 | | 6 | 897 | 945 |
| | Women | 1,120 | 354 | 67 | 1 | 7 | 1,399 | 1,474 |
| | Total | 1,858 | 561 | 109 | 1 | 13 | 2,296 | 2,419 |
| Senior | Men | 1,182 | 437 | 9 | 1 | 13 | 1,596 | 1,619 |
| | Women | 1,647 | 686 | 15 | 5 | 14 | 2,299 | 2,333 |
| | Total | 2,829 | 1,123 | 24 | 6 | 27 | 3,895 | 3,952 |
| UG Total | Men | 2,534 | 790 | 90 | 4 | 22 | 3,208 | 3,324 |
| | Women | 3,720 | 1,241 | 143 | 7 | 26 | 4,785 | 4,961 |
| | Total | 6,254 | 2,031 | 233 | 11 | 48 | 7,993 | 8,285 |
| PB-Grad | Men | 265 | 660 | 98 | 4 | 30 | 793 | 925 |
| | Women | 518 | 1,279 | 147 | 7 | 38 | 1,605 | 1,797 |
| | Total | 783 | 1,939 | 245 | 11 | 68 | 2,398 | 2,722 |
| Univ. Total | Men | 2,799 | 1,450 | 188 | 8 | 52 | 4,001 | 4,249 |
| | Women | 4,238 | 2,520 | 290 | 14 | 64 | 6,390 | 6,758 |
| | Total | 7,037 | 3,970 | 478 | 22 | 116 | 10,391 | 11,007 |

Census Date FTES Data

Note: FTES rounded to 1 decimal place.

| | | Full Time | Part Time | First Time | Transitory | Returning | Continuing | Total |
|--------------------|-------|-----------|-----------|------------|------------|-----------|------------|---------|
| FTF | Men | 3.7 | | 3.7 | | | | 3.7 |
| | Women | 4.1 | 1.3 | 5.4 | | | | 5.4 |
| | Total | 7.8 | 1.3 | 9.1 | | | | 9.1 |
| Other Fresh | Men | 274.4 | 30.1 | 5.7 | 0.4 | 0.8 | 297.6 | 304.5 |
| | Women | 446.5 | 40.1 | 16.1 | 0.1 | 1.3 | 469.1 | 486.6 |
| | Total | 720.9 | 70.2 | 21.8 | 0.5 | 2.1 | 766.7 | 791.1 |
| Fresh Total | Men | 278.1 | 30.1 | 9.4 | 0.4 | 0.8 | 297.6 | 308.2 |
| | Women | 450.6 | 41.4 | 21.5 | 0.1 | 1.3 | 469.1 | 492.0 |
| | Total | 728.7 | 71.5 | 30.9 | 0.5 | 2.1 | 766.7 | 800.2 |
| Soph | Men | 293.2 | 40.8 | 21.3 | 0.3 | 1.3 | 311.0 | 334.0 |
| | Women | 435.5 | 54.4 | 21.8 | | 1.5 | 466.6 | 489.9 |
| | Total | 728.7 | 95.2 | 43.1 | 0.3 | 2.8 | 777.6 | 823.9 |
| Junior | Men | 697.7 | 98.6 | 29.6 | | 3.5 | 763.3 | 796.3 |
| | Women | 1,058.4 | 168.5 | 46.1 | 0.3 | 4.5 | 1,176.1 | 1,226.9 |
| | Total | 1,756.1 | 267.1 | 75.7 | 0.3 | 8.0 | 1,939.4 | 2,023.2 |
| Senior | Men | 1,168.9 | 199.0 | 6.3 | 0.5 | 7.2 | 1,353.8 | 1,367.9 |
| | Women | 1,627.3 | 332.0 | 10.1 | 1.7 | 8.1 | 1,939.3 | 1,959.3 |
| | Total | 2,796.2 | 531.0 | 16.4 | 2.2 | 15.3 | 3,293.1 | 3,327.2 |
| UG Total | Men | 2,437.9 | 368.5 | 66.6 | 1.2 | 12.8 | 2,725.7 | 2,806.4 |
| | Women | 3,571.8 | 596.3 | 99.5 | 2.1 | 15.4 | 4,051.1 | 4,168.1 |
| | Total | 6,009.7 | 964.8 | 166.1 | 3.3 | 28.2 | 6,776.8 | 6,974.5 |
| PB-Grad | Men | 242.1 | 271.7 | 49.4 | 1.1 | 11.9 | 451.5 | 513.8 |
| | Women | 471.2 | 521.6 | 76.4 | 2.2 | 17.7 | 896.4 | 992.8 |
| | Total | 713.3 | 793.3 | 125.8 | 3.3 | 29.6 | 1,347.9 | 1,506.6 |
| Univ. Total | Men | 2,680.0 | 640.2 | 116.0 | 2.3 | 24.7 | 3,177.2 | 3,320.2 |
| | Women | 4,043.0 | 1,117.9 | 175.9 | 4.3 | 33.1 | 4,947.5 | 5,160.9 |
| | Total | 6,723.0 | 1,758.1 | 291.9 | 6.6 | 57.8 | 8,124.7 | 8,481.1 |

Census Date Enrollment Data - Annual Average (AY 94-95)

B1.94/95

| | | Full Time | Part Time | First Time | Transitory | Returning | Continuing | Total |
|--------------------|-------|-----------|-----------|------------|------------|-----------|------------|--------|
| FTF | Men | 87 | 8 | 94 | | | | 94 |
| | Women | 147 | 15 | 162 | | | | 162 |
| | Total | 233 | 23 | 256 | | | | 256 |
| Other Fresh | Men | 287 | 61 | 18 | 9 | 5 | 316 | 348 |
| | Women | 468 | 93 | 32 | 16 | 3 | 510 | 561 |
| | Total | 755 | 154 | 50 | 25 | 8 | 826 | 909 |
| Fresh Total | Men | 373 | 69 | 112 | 9 | 5 | 316 | 442 |
| | Women | 615 | 108 | 194 | 16 | 3 | 510 | 723 |
| | Total | 988 | 177 | 306 | 25 | 8 | 826 | 1,165 |
| Soph | Men | 345 | 82 | 74 | 3 | 5 | 345 | 427 |
| | Women | 508 | 121 | 96 | 1 | 8 | 523 | 629 |
| | Total | 852 | 203 | 170 | 4 | 12 | 869 | 1,055 |
| Junior | Men | 827 | 235 | 196 | 6 | 10 | 850 | 1,062 |
| | Women | 1,210 | 379 | 269 | 4 | 18 | 1,298 | 1,588 |
| | Total | 2,037 | 613 | 465 | 10 | 28 | 2,148 | 2,650 |
| Senior | Men | 1,142 | 419 | 24 | 1 | 13 | 1,523 | 1,561 |
| | Women | 1,599 | 610 | 33 | 5 | 19 | 2,151 | 2,209 |
| | Total | 2,742 | 1,028 | 58 | 6 | 32 | 3,674 | 3,770 |
| UG Total | Men | 2,688 | 804 | 407 | 18 | 33 | 3,034 | 3,492 |
| | Women | 3,931 | 1,218 | 592 | 27 | 48 | 4,482 | 5,149 |
| | Total | 6,619 | 2,022 | 999 | 45 | 81 | 7,517 | 8,641 |
| PB-Grad | Men | 300 | 652 | 153 | 2 | 36 | 762 | 952 |
| | Women | 566 | 1,269 | 283 | 3 | 57 | 1,492 | 1,836 |
| | Total | 867 | 1,921 | 436 | 5 | 94 | 2,253 | 2,788 |
| Univ. Total | Men | 2,988 | 1,456 | 559 | 20 | 69 | 3,796 | 4,444 |
| | Women | 4,498 | 2,487 | 875 | 30 | 105 | 5,974 | 6,985 |
| | Total | 7,486 | 3,943 | 1,435 | 50 | 174 | 9,770 | 11,429 |

Census Date FTES Data

Note: FTES rounded to 1 decimal place.

| | | Full Time | Part Time | First Time | Transitory | Returning | Continuing | Total |
|--------------------|-------|-----------|-----------|------------|------------|-----------|------------|---------|
| FTF | Men | 79.5 | 4.1 | 83.6 | | | | 83.6 |
| | Women | 135.7 | 8.4 | 144.1 | | | | 144.1 |
| | Total | 215.2 | 12.5 | 227.7 | | | | 227.7 |
| Other Fresh | Men | 267.8 | 27.8 | 14.7 | 2.7 | 2.8 | 275.4 | 295.6 |
| | Women | 437.3 | 40.7 | 25.3 | 6.6 | 2.4 | 443.7 | 478.1 |
| | Total | 705.2 | 68.5 | 40.0 | 9.3 | 5.2 | 719.1 | 773.7 |
| Fresh Total | Men | 347.3 | 31.9 | 98.3 | 2.7 | 2.8 | 275.4 | 379.3 |
| | Women | 573.1 | 49.1 | 169.4 | 6.6 | 2.4 | 443.7 | 622.2 |
| | Total | 920.4 | 81.0 | 267.8 | 9.3 | 5.2 | 719.1 | 1,001.4 |
| Soph | Men | 320.1 | 40.2 | 59.6 | 1.6 | 3.7 | 295.2 | 360.2 |
| | Women | 478.2 | 57.4 | 74.5 | 1.2 | 4.8 | 455.1 | 535.6 |
| | Total | 798.3 | 97.6 | 134.1 | 2.8 | 8.6 | 750.3 | 895.9 |
| Junior | Men | 785.6 | 111.0 | 157.2 | 4.2 | 7.0 | 728.3 | 896.6 |
| | Women | 1,140.6 | 178.1 | 208.7 | 3.7 | 12.5 | 1,093.8 | 1,318.8 |
| | Total | 1,926.3 | 289.1 | 365.9 | 7.9 | 19.6 | 1,822.1 | 2,215.4 |
| Senior | Men | 1,122.2 | 190.7 | 18.7 | 0.4 | 7.7 | 1,285.9 | 1,312.9 |
| | Women | 1,567.8 | 289.9 | 24.6 | 2.3 | 12.4 | 1,818.4 | 1,857.7 |
| | Total | 2,690.0 | 480.7 | 43.4 | 2.7 | 20.1 | 3,104.4 | 3,170.6 |
| UG Total | Men | 2,575.2 | 373.8 | 333.8 | 8.9 | 21.3 | 2,584.9 | 2,949.0 |
| | Women | 3,759.7 | 574.6 | 477.3 | 13.7 | 32.2 | 3,811.1 | 4,334.3 |
| | Total | 6,334.9 | 948.4 | 811.1 | 22.7 | 53.5 | 6,395.9 | 7,283.3 |
| PB-Grad | Men | 269.8 | 262.6 | 88.8 | 0.5 | 17.1 | 426.0 | 532.4 |
| | Women | 512.6 | 503.7 | 164.3 | 1.2 | 25.9 | 824.9 | 1,016.3 |
| | Total | 782.5 | 766.3 | 253.1 | 1.8 | 42.9 | 1,251.0 | 1,548.7 |
| Univ. Total | Men | 2,845.0 | 636.4 | 422.6 | 9.5 | 38.4 | 3,010.9 | 3,481.4 |
| | Women | 4,272.3 | 1,078.3 | 641.6 | 15.0 | 58.0 | 4,636.0 | 5,350.6 |
| | Total | 7,117.4 | 1,714.7 | 1,064.2 | 24.4 | 96.4 | 7,646.9 | 8,832.1 |

Census Date Enrollment Data - Fall 1993 (AY 93-94)

B1.934

| | | Full Time | Part Time | First Time | Transitory | Returning | Continuing | Total |
|--------------------|-------|-----------|-----------|------------|------------|-----------|------------|--------|
| FTF | Men | 259 | 20 | 279 | | | | 279 |
| | Women | 432 | 26 | 458 | | | | 458 |
| | Total | 691 | 46 | 737 | | | | 737 |
| Other Fresh | Men | 264 | 54 | 54 | 23 | 7 | 234 | 318 |
| | Women | 359 | 79 | 57 | 20 | 8 | 353 | 438 |
| | Total | 623 | 133 | 111 | 43 | 15 | 587 | 756 |
| Fresh Total | Men | 523 | 74 | 333 | 23 | 7 | 234 | 597 |
| | Women | 791 | 105 | 515 | 20 | 8 | 353 | 896 |
| | Total | 1,314 | 179 | 848 | 43 | 15 | 587 | 1,493 |
| Soph | Men | 462 | 91 | 193 | 4 | 11 | 345 | 553 |
| | Women | 638 | 147 | 259 | 6 | 23 | 497 | 785 |
| | Total | 1,100 | 238 | 452 | 10 | 34 | 842 | 1,338 |
| Junior | Men | 941 | 246 | 363 | 6 | 37 | 781 | 1,187 |
| | Women | 1,281 | 419 | 501 | 12 | 39 | 1,148 | 1,700 |
| | Total | 2,222 | 665 | 864 | 18 | 76 | 1,929 | 2,887 |
| Senior | Men | 1,006 | 406 | 42 | 2 | 35 | 1,333 | 1,412 |
| | Women | 1,504 | 556 | 51 | 8 | 27 | 1,974 | 2,060 |
| | Total | 2,510 | 962 | 93 | 10 | 62 | 3,307 | 3,472 |
| UG Total | Men | 2,932 | 817 | 931 | 35 | 90 | 2,693 | 3,749 |
| | Women | 4,214 | 1,227 | 1,326 | 46 | 97 | 3,972 | 5,441 |
| | Total | 7,146 | 2,044 | 2,257 | 81 | 187 | 6,665 | 9,190 |
| PB-Grad | Men | 264 | 784 | 281 | 3 | 52 | 712 | 1,048 |
| | Women | 564 | 1,319 | 517 | 3 | 89 | 1,274 | 1,883 |
| | Total | 828 | 2,103 | 798 | 6 | 141 | 1,986 | 2,931 |
| Univ. Total | Men | 3,196 | 1,601 | 1,212 | 38 | 142 | 3,405 | 4,797 |
| | Women | 4,778 | 2,546 | 1,843 | 49 | 186 | 5,246 | 7,324 |
| | Total | 7,974 | 4,147 | 3,055 | 87 | 328 | 8,651 | 12,121 |

Census Date FTES Data

Note: FTES rounded to 1 decimal place.

| | | Full Time | Part Time | First Time | Transitory | Returning | Continuing | Total |
|--------------------|-------|-----------|-----------|------------|------------|-----------|------------|---------|
| FTF | Men | 238.0 | 10.5 | 248.5 | | | | 248.5 |
| | Women | 397.9 | 12.9 | 410.7 | | | | 410.7 |
| | Total | 635.9 | 23.3 | 659.2 | | | | 659.2 |
| Other Fresh | Men | 251.3 | 25.3 | 46.3 | 10.4 | 5.9 | 213.9 | 276.6 |
| | Women | 341.5 | 36.0 | 44.5 | 9.5 | 6.6 | 316.9 | 377.5 |
| | Total | 592.8 | 61.3 | 90.9 | 19.9 | 12.5 | 530.8 | 654.1 |
| Fresh Total | Men | 489.3 | 35.8 | 294.8 | 10.4 | 5.9 | 213.9 | 525.1 |
| | Women | 739.4 | 48.9 | 455.3 | 9.5 | 6.6 | 316.9 | 788.3 |
| | Total | 1,228.7 | 84.6 | 750.1 | 19.9 | 12.5 | 530.8 | 1,313.3 |
| Soph | Men | 438.6 | 45.7 | 162.7 | 3.2 | 9.1 | 309.3 | 484.3 |
| | Women | 596.3 | 71.5 | 205.3 | 5.9 | 19.9 | 436.8 | 667.8 |
| | Total | 1,034.9 | 117.3 | 368.0 | 9.1 | 28.9 | 746.1 | 1,152.2 |
| Junior | Men | 889.4 | 112.4 | 305.7 | 4.7 | 27.1 | 664.4 | 1,001.8 |
| | Women | 1,213.2 | 193.1 | 396.1 | 10.9 | 26.0 | 973.4 | 1,406.3 |
| | Total | 2,102.7 | 305.5 | 701.7 | 15.6 | 53.1 | 1,637.7 | 2,408.1 |
| Senior | Men | 990.3 | 182.9 | 34.9 | 0.8 | 20.5 | 1,116.9 | 1,173.1 |
| | Women | 1,475.9 | 256.9 | 34.9 | 5.3 | 19.3 | 1,673.3 | 1,732.8 |
| | Total | 2,466.2 | 439.8 | 69.8 | 6.1 | 39.9 | 2,790.2 | 2,906.0 |
| UG Total | Men | 2,807.6 | 376.8 | 798.2 | 19.1 | 62.6 | 2,304.5 | 3,184.4 |
| | Women | 4,024.9 | 570.4 | 1,091.5 | 31.5 | 71.8 | 3,400.4 | 4,595.2 |
| | Total | 6,832.5 | 947.1 | 1,889.7 | 50.7 | 134.4 | 5,704.9 | 7,779.6 |
| PB-Grad | Men | 234.1 | 309.3 | 160.9 | 0.9 | 24.1 | 357.5 | 543.3 |
| | Women | 509.9 | 509.9 | 317.6 | 0.9 | 38.8 | 662.5 | 1,019.8 |
| | Total | 744.0 | 819.2 | 478.5 | 1.8 | 62.9 | 1,020.0 | 1,563.2 |
| Univ. Total | Men | 3,041.7 | 686.0 | 959.0 | 20.0 | 86.7 | 2,662.0 | 3,727.7 |
| | Women | 4,534.8 | 1,080.3 | 1,409.1 | 32.5 | 110.6 | 4,062.9 | 5,615.1 |
| | Total | 7,576.5 | 1,766.3 | 2,368.1 | 52.5 | 197.3 | 6,724.9 | 9,342.8 |

Census Date Enrollment Data - Winter 1994 (AY 93-94)

B1.941

| | | Full Time | Part Time | First Time | Transitory | Returning | Continuing | Total |
|--------------------|-------|-----------|-----------|------------|------------|-----------|------------|--------|
| FTF | Men | 14 | 2 | 16 | | | | 16 |
| | Women | 15 | 3 | 18 | | | | 18 |
| | Total | 29 | 5 | 34 | | | | 34 |
| Other Fresh | Men | 370 | 64 | 11 | 2 | | 421 | 434 |
| | Women | 589 | 78 | 11 | | | 656 | 667 |
| | Total | 959 | 142 | 22 | 2 | | 1,077 | 1,101 |
| Fresh Total | Men | 384 | 66 | 27 | 2 | | 421 | 450 |
| | Women | 604 | 81 | 29 | | | 656 | 685 |
| | Total | 988 | 147 | 56 | 2 | | 1,077 | 1,135 |
| Soph | Men | 384 | 88 | 54 | | 1 | 417 | 472 |
| | Women | 556 | 128 | 77 | 1 | 1 | 605 | 684 |
| | Total | 940 | 216 | 131 | 1 | 2 | 1,022 | 1,156 |
| Junior | Men | 859 | 260 | 106 | 3 | 2 | 1,008 | 1,119 |
| | Women | 1,252 | 409 | 186 | 2 | 4 | 1,469 | 1,661 |
| | Total | 2,111 | 669 | 292 | 5 | 6 | 2,477 | 2,780 |
| Senior | Men | 1,108 | 430 | 29 | 4 | 3 | 1,502 | 1,538 |
| | Women | 1,554 | 586 | 17 | 3 | 1 | 2,119 | 2,140 |
| | Total | 2,662 | 1,016 | 46 | 7 | 4 | 3,621 | 3,678 |
| UG Total | Men | 2,735 | 844 | 216 | 9 | 6 | 3,348 | 3,579 |
| | Women | 3,966 | 1,204 | 309 | 6 | 6 | 4,849 | 5,170 |
| | Total | 6,701 | 2,048 | 525 | 15 | 12 | 8,197 | 8,749 |
| PB-Grad | Men | 280 | 710 | 105 | | 9 | 876 | 990 |
| | Women | 573 | 1,259 | 198 | 1 | 10 | 1,623 | 1,832 |
| | Total | 853 | 1,969 | 303 | 1 | 19 | 2,499 | 2,822 |
| Univ. Total | Men | 3,015 | 1,554 | 321 | 9 | 15 | 4,224 | 4,569 |
| | Women | 4,539 | 2,463 | 507 | 7 | 16 | 6,472 | 7,002 |
| | Total | 7,554 | 4,017 | 828 | 16 | 31 | 10,696 | 11,571 |

Census Date FTES Data

Note: FTES rounded to 1 decimal place.

| | | Full Time | Part Time | First Time | Transitory | Returning | Continuing | Total |
|--------------------|-------|-----------|-----------|------------|------------|-----------|------------|---------|
| FTF | Men | 12.5 | 0.9 | 13.5 | | | | 13.5 |
| | Women | 13.3 | 1.1 | 14.3 | | | | 14.3 |
| | Total | 25.8 | 2.0 | 27.8 | | | | 27.8 |
| Other Fresh | Men | 346.7 | 29.6 | 8.9 | 0.3 | | 367.1 | 376.3 |
| | Women | 552.7 | 38.9 | 8.3 | | | 583.3 | 591.5 |
| | Total | 899.4 | 68.5 | 17.2 | 0.3 | | 950.3 | 967.9 |
| Fresh Total | Men | 359.3 | 30.5 | 22.4 | 0.3 | | 367.1 | 389.8 |
| | Women | 565.9 | 39.9 | 22.6 | | | 583.3 | 605.9 |
| | Total | 925.2 | 70.5 | 45.0 | 0.3 | | 950.3 | 995.7 |
| Soph | Men | 361.3 | 44.1 | 40.3 | | 1.1 | 364.0 | 405.4 |
| | Women | 519.9 | 58.9 | 59.0 | 0.8 | 0.4 | 518.7 | 578.9 |
| | Total | 881.2 | 103.1 | 99.3 | 0.8 | 1.5 | 882.7 | 984.3 |
| Junior | Men | 807.9 | 124.1 | 80.9 | 2.2 | 1.3 | 847.6 | 932.0 |
| | Women | 1,170.5 | 186.1 | 139.5 | 1.9 | 3.1 | 1,212.0 | 1,356.5 |
| | Total | 1,978.3 | 310.2 | 220.4 | 4.1 | 4.5 | 2,059.6 | 2,288.5 |
| Senior | Men | 1,099.3 | 194.5 | 19.5 | 2.2 | 1.9 | 1,270.2 | 1,293.8 |
| | Women | 1,540.6 | 276.0 | 11.6 | 0.9 | 0.7 | 1,803.4 | 1,816.7 |
| | Total | 2,640.0 | 470.5 | 31.1 | 3.1 | 2.6 | 3,073.6 | 3,110.5 |
| UG Total | Men | 2,627.7 | 393.3 | 163.1 | 4.7 | 4.3 | 2,848.9 | 3,021.0 |
| | Women | 3,797.0 | 561.0 | 232.7 | 3.6 | 4.3 | 4,117.3 | 4,357.9 |
| | Total | 6,424.7 | 954.2 | 395.9 | 8.3 | 8.5 | 6,966.2 | 7,378.9 |
| PB-Grad | Men | 254.0 | 280.5 | 55.3 | | 3.2 | 475.9 | 534.5 |
| | Women | 536.8 | 493.4 | 116.7 | 0.3 | 3.8 | 909.4 | 1,030.2 |
| | Total | 790.8 | 773.9 | 172.1 | 0.3 | 7.0 | 1,385.3 | 1,564.7 |
| Univ. Total | Men | 2,881.7 | 673.7 | 218.5 | 4.7 | 7.5 | 3,324.8 | 3,555.5 |
| | Women | 4,333.8 | 1,054.4 | 349.5 | 3.9 | 8.1 | 5,026.7 | 5,388.1 |
| | Total | 7,215.5 | 1,728.1 | 567.9 | 8.6 | 15.5 | 8,351.5 | 8,943.6 |

Census Date Enrollment Data - Spring 1994 (AY 93-94)

B1.942

| | | Full Time | Part Time | First Time | Transitory | Returning | Continuing | Total |
|--------------------|-------|-----------|-----------|------------|------------|-----------|------------|--------|
| FTF | Men | 3 | 3 | 6 | | | | 6 |
| | Women | 3 | 2 | 5 | | | | 5 |
| | Total | 6 | 5 | 11 | | | | 11 |
| Other Fresh | Men | 278 | 48 | 4 | 2 | 4 | 316 | 326 |
| | Women | 450 | 77 | 9 | 8 | 3 | 507 | 527 |
| | Total | 728 | 125 | 13 | 10 | 7 | 823 | 853 |
| Fresh Total | Men | 281 | 51 | 10 | 2 | 4 | 316 | 332 |
| | Women | 453 | 79 | 14 | 8 | 3 | 507 | 532 |
| | Total | 734 | 130 | 24 | 10 | 7 | 823 | 864 |
| Soph | Men | 344 | 83 | 30 | 1 | 1 | 395 | 427 |
| | Women | 485 | 101 | 27 | 3 | 4 | 552 | 586 |
| | Total | 829 | 184 | 57 | 4 | 5 | 947 | 1,013 |
| Junior | Men | 777 | 227 | 76 | 1 | 11 | 916 | 1,004 |
| | Women | 1,144 | 409 | 112 | | 7 | 1,434 | 1,553 |
| | Total | 1,921 | 636 | 188 | 1 | 18 | 2,350 | 2,557 |
| Senior | Men | 1,200 | 474 | 18 | | 11 | 1,645 | 1,674 |
| | Women | 1,664 | 682 | 21 | 5 | 24 | 2,296 | 2,346 |
| | Total | 2,864 | 1,156 | 39 | 5 | 35 | 3,941 | 4,020 |
| UG Total | Men | 2,602 | 835 | 134 | 4 | 27 | 3,272 | 3,437 |
| | Women | 3,746 | 1,271 | 174 | 16 | 38 | 4,789 | 5,017 |
| | Total | 6,348 | 2,106 | 308 | 20 | 65 | 8,061 | 8,454 |
| PB-Grad | Men | 259 | 715 | 87 | | 23 | 864 | 974 |
| | Women | 492 | 1,320 | 147 | | 40 | 1,625 | 1,812 |
| | Total | 751 | 2,035 | 234 | | 63 | 2,489 | 2,786 |
| Univ. Total | Men | 2,861 | 1,550 | 221 | 4 | 50 | 4,136 | 4,411 |
| | Women | 4,238 | 2,591 | 321 | 16 | 78 | 6,414 | 6,829 |
| | Total | 7,099 | 4,141 | 542 | 20 | 128 | 10,550 | 11,240 |

Census Date FTES Data

Note: FTES rounded to 1 decimal place.

| | | Full Time | Part Time | First Time | Transitory | Returning | Continuing | Total |
|--------------------|-------|-----------|-----------|------------|------------|-----------|------------|---------|
| FTF | Men | 2.8 | 1.3 | 4.1 | | | | 4.1 |
| | Women | 2.5 | 0.9 | 3.4 | | | | 3.4 |
| | Total | 5.3 | 2.2 | 7.5 | | | | 7.5 |
| Other Fresh | Men | 260.8 | 22.3 | 1.9 | 0.5 | 2.8 | 278.0 | 283.2 |
| | Women | 430.1 | 35.7 | 5.5 | 1.9 | 1.9 | 456.5 | 465.9 |
| | Total | 691.0 | 58.1 | 7.4 | 2.4 | 4.7 | 734.5 | 749.0 |
| Fresh Total | Men | 263.6 | 23.7 | 6.0 | 0.5 | 2.8 | 278.0 | 287.3 |
| | Women | 432.7 | 36.6 | 8.9 | 1.9 | 1.9 | 456.5 | 469.3 |
| | Total | 696.3 | 60.3 | 14.9 | 2.4 | 4.7 | 734.5 | 756.6 |
| Soph | Men | 321.0 | 39.5 | 19.9 | 0.8 | 0.8 | 339.0 | 360.5 |
| | Women | 453.3 | 48.2 | 19.8 | 3.0 | 3.5 | 475.2 | 501.5 |
| | Total | 774.3 | 87.7 | 39.7 | 3.8 | 4.3 | 814.2 | 862.0 |
| Junior | Men | 732.1 | 104.7 | 52.8 | 0.3 | 7.5 | 776.2 | 836.9 |
| | Women | 1,071.7 | 191.8 | 78.7 | | 3.9 | 1,180.8 | 1,263.4 |
| | Total | 1,803.8 | 296.5 | 131.6 | 0.3 | 11.3 | 1,957.1 | 2,100.3 |
| Senior | Men | 1,181.1 | 220.2 | 12.9 | | 6.5 | 1,381.8 | 1,401.2 |
| | Women | 1,635.7 | 322.5 | 12.5 | 2.4 | 12.3 | 1,931.0 | 1,958.2 |
| | Total | 2,816.8 | 542.7 | 25.4 | 2.4 | 18.9 | 3,312.8 | 3,359.5 |
| UG Total | Men | 2,497.9 | 388.0 | 91.6 | 1.7 | 17.6 | 2,775.0 | 2,885.9 |
| | Women | 3,593.3 | 599.1 | 119.9 | 7.3 | 21.7 | 4,043.6 | 4,192.4 |
| | Total | 6,091.2 | 987.1 | 211.6 | 8.9 | 39.3 | 6,818.6 | 7,078.3 |
| PB-Grad | Men | 231.3 | 280.3 | 50.3 | | 11.6 | 449.7 | 511.6 |
| | Women | 454.3 | 518.1 | 79.7 | | 14.7 | 878.1 | 972.5 |
| | Total | 685.6 | 798.5 | 130.0 | | 26.3 | 1,327.8 | 1,484.1 |
| Univ. Total | Men | 2,729.1 | 668.4 | 141.9 | 1.7 | 29.2 | 3,224.7 | 3,397.5 |
| | Women | 4,047.7 | 1,117.2 | 199.7 | 7.3 | 36.3 | 4,921.6 | 5,164.9 |
| | Total | 6,776.8 | 1,785.6 | 341.6 | 8.9 | 65.5 | 8,146.4 | 8,562.4 |

Census Date Enrollment Data - Annual Average (AY 93-94)

B1.93/94

| | | Full Time | Part Time | First Time | Transitory | Returning | Continuing | Total |
|--------------------|-------|-----------|-----------|------------|------------|-----------|------------|--------|
| FTF | Men | 92 | 8 | 100 | | | | 100 |
| | Women | 150 | 10 | 160 | | | | 160 |
| | Total | 242 | 19 | 261 | | | | 261 |
| Other Fresh | Men | 304 | 55 | 23 | 9 | 4 | 324 | 359 |
| | Women | 466 | 78 | 26 | 9 | 4 | 505 | 544 |
| | Total | 770 | 133 | 49 | 18 | 7 | 829 | 903 |
| Fresh Total | Men | 396 | 64 | 123 | 9 | 4 | 324 | 460 |
| | Women | 616 | 88 | 186 | 9 | 4 | 505 | 704 |
| | Total | 1,012 | 152 | 309 | 18 | 7 | 829 | 1,164 |
| Soph | Men | 397 | 87 | 92 | 2 | 4 | 386 | 484 |
| | Women | 560 | 125 | 121 | 3 | 9 | 551 | 685 |
| | Total | 956 | 213 | 213 | 5 | 14 | 937 | 1,169 |
| Junior | Men | 859 | 244 | 182 | 3 | 17 | 902 | 1,103 |
| | Women | 1,226 | 412 | 266 | 5 | 17 | 1,350 | 1,638 |
| | Total | 2,085 | 657 | 448 | 8 | 33 | 2,252 | 2,741 |
| Senior | Men | 1,105 | 437 | 30 | 2 | 16 | 1,493 | 1,541 |
| | Women | 1,574 | 608 | 30 | 5 | 17 | 2,130 | 2,182 |
| | Total | 2,679 | 1,045 | 59 | 7 | 34 | 3,623 | 3,723 |
| UG Total | Men | 2,756 | 832 | 427 | 16 | 41 | 3,104 | 3,588 |
| | Women | 3,975 | 1,234 | 603 | 23 | 47 | 4,537 | 5,209 |
| | Total | 6,732 | 2,066 | 1,030 | 39 | 88 | 7,641 | 8,798 |
| PB-Grad | Men | 268 | 736 | 158 | 1 | 28 | 817 | 1,004 |
| | Women | 543 | 1,299 | 287 | 1 | 46 | 1,507 | 1,842 |
| | Total | 811 | 2,036 | 445 | 2 | 74 | 2,325 | 2,846 |
| Univ. Total | Men | 3,024 | 1,568 | 585 | 17 | 69 | 3,922 | 4,592 |
| | Women | 4,518 | 2,533 | 890 | 24 | 93 | 6,044 | 7,052 |
| | Total | 7,542 | 4,102 | 1,475 | 41 | 162 | 9,966 | 11,644 |

Census Date FTES Data

Note: FTES rounded to 1 decimal place.

| | | Full Time | Part Time | First Time | Transitory | Returning | Continuing | Total |
|--------------------|-------|-----------|-----------|------------|------------|-----------|------------|---------|
| FTF | Men | 84.5 | 4.2 | 88.7 | | | | 88.7 |
| | Women | 137.9 | 4.9 | 142.8 | | | | 142.8 |
| | Total | 222.3 | 9.2 | 231.5 | | | | 231.5 |
| Other Fresh | Men | 286.3 | 25.7 | 19.0 | 3.8 | 2.9 | 286.3 | 312.0 |
| | Women | 441.4 | 36.9 | 19.4 | 3.8 | 2.8 | 452.2 | 478.3 |
| | Total | 727.7 | 62.6 | 38.5 | 7.5 | 5.8 | 738.6 | 790.3 |
| Fresh Total | Men | 370.7 | 30.0 | 107.7 | 3.8 | 2.9 | 286.3 | 400.7 |
| | Women | 579.3 | 41.8 | 162.3 | 3.8 | 2.8 | 452.2 | 621.1 |
| | Total | 950.1 | 71.8 | 270.0 | 7.5 | 5.8 | 738.6 | 1,021.9 |
| Soph | Men | 373.6 | 43.1 | 74.3 | 1.3 | 3.6 | 337.5 | 416.7 |
| | Women | 523.2 | 59.6 | 94.7 | 3.2 | 7.9 | 476.9 | 582.7 |
| | Total | 896.8 | 102.7 | 169.0 | 4.6 | 11.6 | 814.3 | 999.5 |
| Junior | Men | 809.8 | 113.8 | 146.5 | 2.4 | 12.0 | 762.7 | 923.6 |
| | Women | 1,151.8 | 190.3 | 204.8 | 4.2 | 11.0 | 1,122.1 | 1,342.1 |
| | Total | 1,961.6 | 304.1 | 351.2 | 6.7 | 23.0 | 1,884.8 | 2,265.7 |
| Senior | Men | 1,090.2 | 199.2 | 22.5 | 1.0 | 9.6 | 1,256.3 | 1,289.4 |
| | Women | 1,550.8 | 285.1 | 19.6 | 2.9 | 10.8 | 1,802.6 | 1,835.9 |
| | Total | 2,641.0 | 484.3 | 42.1 | 3.9 | 20.4 | 3,058.9 | 3,125.3 |
| UG Total | Men | 2,644.4 | 386.0 | 351.0 | 8.5 | 28.2 | 2,642.8 | 3,030.4 |
| | Women | 3,805.1 | 576.8 | 481.4 | 14.1 | 32.6 | 3,853.8 | 4,381.9 |
| | Total | 6,449.5 | 962.8 | 832.4 | 22.6 | 60.7 | 6,496.5 | 7,412.3 |
| PB-Grad | Men | 239.8 | 290.0 | 88.8 | 0.3 | 13.0 | 427.7 | 529.8 |
| | Women | 500.4 | 507.1 | 171.4 | 0.4 | 19.1 | 816.7 | 1,007.5 |
| | Total | 740.1 | 797.2 | 260.2 | 0.7 | 32.0 | 1,244.4 | 1,537.3 |
| Univ. Total | Men | 2,884.2 | 676.0 | 439.8 | 8.8 | 41.1 | 3,070.5 | 3,560.2 |
| | Women | 4,305.4 | 1,084.0 | 652.7 | 14.5 | 51.7 | 4,670.4 | 5,389.4 |
| | Total | 7,189.6 | 1,760.0 | 1,092.5 | 23.3 | 92.8 | 7,740.9 | 8,949.6 |

Census Date Enrollment Data - Fall 1992 (AY 92-93)

B1.924

| | | Full Time | Part Time | First Time | Transitory | Returning | Continuing | Total |
|--------------------|-------|-----------|-----------|------------|------------|-----------|------------|--------|
| FTF | Men | 288 | 19 | 307 | | | | 307 |
| | Women | 450 | 29 | 479 | | | | 479 |
| | Total | 738 | 48 | 786 | | | | 786 |
| Other Fresh | Men | 255 | 74 | 47 | 25 | 9 | 248 | 329 |
| | Women | 376 | 92 | 60 | 17 | 4 | 387 | 468 |
| | Total | 631 | 166 | 107 | 42 | 13 | 635 | 797 |
| Fresh Total | Men | 543 | 93 | 354 | 25 | 9 | 248 | 636 |
| | Women | 826 | 121 | 539 | 17 | 4 | 387 | 947 |
| | Total | 1,369 | 214 | 893 | 42 | 13 | 635 | 1,583 |
| Soph | Men | 463 | 94 | 178 | 3 | 11 | 365 | 557 |
| | Women | 673 | 182 | 300 | 5 | 16 | 534 | 855 |
| | Total | 1,136 | 276 | 478 | 8 | 27 | 899 | 1,412 |
| Junior | Men | 899 | 265 | 373 | 5 | 28 | 758 | 1,164 |
| | Women | 1,290 | 472 | 545 | 10 | 38 | 1,169 | 1,762 |
| | Total | 2,189 | 737 | 918 | 15 | 66 | 1,927 | 2,926 |
| Senior | Men | 894 | 428 | 55 | 4 | 21 | 1,242 | 1,322 |
| | Women | 1,348 | 607 | 76 | 11 | 36 | 1,832 | 1,955 |
| | Total | 2,242 | 1,035 | 131 | 15 | 57 | 3,074 | 3,277 |
| UG Total | Men | 2,799 | 880 | 960 | 37 | 69 | 2,613 | 3,679 |
| | Women | 4,137 | 1,382 | 1,460 | 43 | 94 | 3,922 | 5,519 |
| | Total | 6,936 | 2,262 | 2,420 | 80 | 163 | 6,535 | 9,198 |
| PB-Grad | Men | 314 | 916 | 308 | 3 | 50 | 869 | 1,230 |
| | Women | 552 | 1,505 | 565 | 4 | 121 | 1,367 | 2,057 |
| | Total | 866 | 2,421 | 873 | 7 | 171 | 2,236 | 3,287 |
| Univ. Total | Men | 3,113 | 1,796 | 1,268 | 40 | 119 | 3,482 | 4,909 |
| | Women | 4,689 | 2,887 | 2,025 | 47 | 215 | 5,289 | 7,576 |
| | Total | 7,802 | 4,683 | 3,293 | 87 | 334 | 8,771 | 12,485 |

Census Date FTES Data

| | | Full Time | Part Time | First Time | Transitory | Returning | Continuing | Total |
|--------------------|-------|-----------|-----------|------------|------------|-----------|------------|---------|
| FTF | Men | 269.5 | 10.7 | 280.3 | | | | 280.3 |
| | Women | 424.6 | 14.4 | 439.0 | | | | 439.0 |
| | Total | 694.1 | 25.1 | 719.3 | | | | 719.3 |
| Other Fresh | Men | 241.3 | 34.8 | 39.0 | 10.4 | 6.5 | 220.3 | 276.1 |
| | Women | 353.6 | 41.2 | 50.2 | 6.7 | 2.8 | 335.2 | 394.8 |
| | Total | 595.0 | 76.0 | 89.2 | 17.1 | 9.3 | 555.4 | 671.0 |
| Fresh Total | Men | 510.9 | 45.5 | 319.3 | 10.4 | 6.5 | 220.3 | 556.4 |
| | Women | 778.2 | 55.6 | 489.2 | 6.7 | 2.8 | 335.2 | 833.8 |
| | Total | 1,289.1 | 101.1 | 808.5 | 17.1 | 9.3 | 555.4 | 1,390.2 |
| Soph | Men | 439.5 | 45.8 | 147.5 | 2.7 | 8.5 | 326.7 | 485.4 |
| | Women | 636.2 | 87.7 | 242.0 | 5.7 | 10.9 | 465.3 | 723.9 |
| | Total | 1,075.7 | 133.6 | 389.5 | 8.4 | 19.4 | 792.0 | 1,209.3 |
| Junior | Men | 852.9 | 123.6 | 316.6 | 4.1 | 21.3 | 634.5 | 976.5 |
| | Women | 1,209.4 | 216.7 | 422.8 | 6.7 | 27.3 | 969.3 | 1,426.1 |
| | Total | 2,062.4 | 340.3 | 739.5 | 10.8 | 48.6 | 1,603.8 | 2,402.6 |
| Senior | Men | 874.1 | 184.5 | 39.8 | 3.3 | 13.3 | 1,002.2 | 1,058.6 |
| | Women | 1,305.0 | 276.6 | 56.1 | 8.2 | 26.5 | 1,490.7 | 1,581.5 |
| | Total | 2,179.1 | 461.1 | 95.9 | 11.5 | 39.9 | 2,492.9 | 2,640.1 |
| UG Total | Men | 2,677.4 | 399.5 | 823.2 | 20.4 | 49.7 | 2,183.6 | 3,076.9 |
| | Women | 3,928.8 | 636.6 | 1,210.2 | 27.3 | 67.5 | 3,260.5 | 4,565.4 |
| | Total | 6,606.3 | 1,036.0 | 2,033.4 | 47.7 | 117.1 | 5,444.1 | 7,642.3 |
| PB-Grad | Men | 276.6 | 356.0 | 168.9 | 1.6 | 23.5 | 438.7 | 632.6 |
| | Women | 505.2 | 574.3 | 333.3 | 1.9 | 51.7 | 692.6 | 1,079.5 |
| | Total | 781.8 | 930.3 | 502.2 | 3.5 | 75.2 | 1,131.3 | 1,712.1 |
| Univ. Total | Men | 2,954.0 | 755.5 | 992.0 | 22.0 | 73.1 | 2,622.3 | 3,709.5 |
| | Women | 4,434.1 | 1,210.9 | 1,543.5 | 29.1 | 119.2 | 3,953.1 | 5,644.9 |
| | Total | 7,388.1 | 1,966.3 | 2,535.5 | 51.2 | 192.3 | 6,575.4 | 9,354.4 |

Census Date Enrollment Data - Winter 1993 (AY 92-93)

B1.931

| | | Full Time | Part Time | First Time | Transitory | Returning | Continuing | Total |
|--------------------|-------|-----------|-----------|------------|------------|-----------|------------|--------|
| FTF | Men | 11 | 1 | 12 | | | | 12 |
| | Women | 12 | 2 | 14 | | | | 14 |
| | Total | 23 | 3 | 26 | | | | 26 |
| Other Fresh | Men | 397 | 74 | 15 | 22 | 6 | 428 | 471 |
| | Women | 583 | 82 | 12 | 16 | 2 | 635 | 665 |
| | Total | 980 | 156 | 27 | 38 | 8 | 1,063 | 1,136 |
| Fresh Total | Men | 408 | 75 | 27 | 22 | 6 | 428 | 483 |
| | Women | 595 | 84 | 26 | 16 | 2 | 635 | 679 |
| | Total | 1,003 | 159 | 53 | 38 | 8 | 1,063 | 1,162 |
| Soph | Men | 399 | 102 | 59 | 1 | 2 | 439 | 501 |
| | Women | 592 | 149 | 75 | 5 | 7 | 654 | 741 |
| | Total | 991 | 251 | 134 | 6 | 9 | 1,093 | 1,242 |
| Junior | Men | 875 | 252 | 132 | 1 | 13 | 981 | 1,127 |
| | Women | 1,213 | 466 | 187 | 8 | 12 | 1,472 | 1,679 |
| | Total | 2,088 | 718 | 319 | 9 | 25 | 2,453 | 2,806 |
| Senior | Men | 963 | 402 | 25 | 3 | 10 | 1,327 | 1,365 |
| | Women | 1,451 | 578 | 21 | 5 | 14 | 1,989 | 2,029 |
| | Total | 2,414 | 980 | 46 | 8 | 24 | 3,316 | 3,394 |
| UG Total | Men | 2,645 | 831 | 243 | 27 | 31 | 3,175 | 3,476 |
| | Women | 3,851 | 1,277 | 309 | 34 | 35 | 4,750 | 5,128 |
| | Total | 6,496 | 2,108 | 552 | 61 | 66 | 7,925 | 8,604 |
| PB-Grad | Men | 315 | 846 | 140 | 2 | 23 | 996 | 1,161 |
| | Women | 587 | 1,396 | 225 | 3 | 29 | 1,726 | 1,983 |
| | Total | 902 | 2,242 | 365 | 5 | 52 | 2,722 | 3,144 |
| Univ. Total | Men | 2,960 | 1,677 | 383 | 29 | 54 | 4,171 | 4,637 |
| | Women | 4,438 | 2,673 | 534 | 37 | 64 | 6,476 | 7,111 |
| | Total | 7,398 | 4,350 | 917 | 66 | 118 | 10,647 | 11,748 |

Census Date FTES Data

| | | Full Time | Part Time | First Time | Transitory | Returning | Continuing | Total |
|--------------------|-------|-----------|-----------|------------|------------|-----------|------------|---------|
| FTF | Men | 9.9 | 0.7 | 10.6 | | | | 10.6 |
| | Women | 10.0 | 1.1 | 11.1 | | | | 11.1 |
| | Total | 19.9 | 1.7 | 21.7 | | | | 21.7 |
| Other Fresh | Men | 378.3 | 34.7 | 12.2 | 9.1 | 3.7 | 388.0 | 412.9 |
| | Women | 552.1 | 37.7 | 9.1 | 6.3 | 0.8 | 573.5 | 589.8 |
| | Total | 930.4 | 72.3 | 21.3 | 15.4 | 4.5 | 961.5 | 1,002.7 |
| Fresh Total | Men | 388.2 | 35.3 | 22.8 | 9.1 | 3.7 | 388.0 | 423.5 |
| | Women | 562.1 | 38.7 | 20.2 | 6.3 | 0.8 | 573.5 | 600.9 |
| | Total | 950.3 | 74.1 | 43.0 | 15.4 | 4.5 | 961.5 | 1,024.4 |
| Soph | Men | 377.7 | 52.6 | 43.3 | 0.5 | 1.2 | 385.2 | 430.3 |
| | Women | 563.4 | 74.1 | 59.3 | 5.3 | 4.7 | 568.3 | 637.6 |
| | Total | 941.1 | 126.7 | 102.7 | 5.8 | 5.9 | 953.5 | 1,067.8 |
| Junior | Men | 827.3 | 115.6 | 102.7 | 0.8 | 7.9 | 831.6 | 942.9 |
| | Women | 1,133.3 | 219.1 | 130.9 | 6.0 | 9.3 | 1,206.2 | 1,352.4 |
| | Total | 1,960.7 | 334.6 | 233.6 | 6.8 | 17.1 | 2,037.8 | 2,295.3 |
| Senior | Men | 939.5 | 175.0 | 15.7 | 0.9 | 4.9 | 1,093.0 | 1,114.5 |
| | Women | 1,422.1 | 269.2 | 17.3 | 3.1 | 8.9 | 1,662.0 | 1,691.3 |
| | Total | 2,361.7 | 444.2 | 33.0 | 4.1 | 13.8 | 2,755.0 | 2,805.9 |
| UG Total | Men | 2,532.8 | 378.5 | 184.5 | 11.3 | 17.7 | 2,697.8 | 2,911.2 |
| | Women | 3,681.0 | 601.1 | 227.8 | 20.7 | 23.6 | 4,010.0 | 4,282.2 |
| | Total | 6,213.8 | 979.6 | 412.3 | 32.1 | 41.3 | 6,707.8 | 7,193.4 |
| PB-Grad | Men | 280.3 | 332.1 | 75.8 | 1.3 | 9.0 | 526.2 | 612.4 |
| | Women | 542.7 | 531.8 | 123.2 | 1.6 | 12.3 | 937.3 | 1,074.5 |
| | Total | 823.0 | 863.8 | 199.0 | 2.9 | 21.3 | 1,463.6 | 1,686.8 |
| Univ. Total | Men | 2,813.1 | 710.6 | 260.3 | 12.7 | 26.7 | 3,224.0 | 3,523.6 |
| | Women | 4,223.7 | 1,132.9 | 351.0 | 22.3 | 35.9 | 4,947.4 | 5,356.6 |
| | Total | 7,036.8 | 1,843.5 | 611.3 | 35.0 | 62.6 | 8,171.4 | 8,880.2 |

Census Date Enrollment Data - Spring 1993 (AY 92-93)

B1.932

| | | Full Time | Part Time | First Time | Transitory | Returning | Continuing | Total |
|--------------------|-------|-----------|-----------|------------|------------|-----------|------------|--------|
| FTF | Men | 6 | 5 | 11 | | | | 11 |
| | Women | 6 | 3 | 9 | | | | 9 |
| | Total | 12 | 8 | 20 | | | | 20 |
| Other Fresh | Men | 308 | 65 | 13 | 3 | | 357 | 373 |
| | Women | 465 | 59 | 7 | 2 | 2 | 513 | 524 |
| | Total | 773 | 124 | 20 | 5 | 2 | 870 | 897 |
| Fresh Total | Men | 314 | 70 | 24 | 3 | | 357 | 384 |
| | Women | 471 | 62 | 16 | 2 | 2 | 513 | 533 |
| | Total | 785 | 132 | 40 | 5 | 2 | 870 | 917 |
| Soph | Men | 365 | 89 | 40 | | 5 | 409 | 454 |
| | Women | 517 | 135 | 52 | 4 | 5 | 591 | 652 |
| | Total | 882 | 224 | 92 | 4 | 10 | 1,000 | 1,106 |
| Junior | Men | 864 | 247 | 117 | 1 | 8 | 985 | 1,111 |
| | Women | 1,138 | 448 | 122 | 9 | 20 | 1,435 | 1,586 |
| | Total | 2,002 | 695 | 239 | 10 | 28 | 2,420 | 2,697 |
| Senior | Men | 1,046 | 417 | 20 | 2 | 9 | 1,432 | 1,463 |
| | Women | 1,594 | 618 | 27 | 3 | 10 | 2,172 | 2,212 |
| | Total | 2,640 | 1,035 | 47 | 5 | 19 | 3,604 | 3,675 |
| UG Total | Men | 2,589 | 823 | 201 | 6 | 22 | 3,183 | 3,412 |
| | Women | 3,720 | 1,263 | 217 | 18 | 37 | 4,711 | 4,983 |
| | Total | 6,309 | 2,086 | 418 | 24 | 59 | 7,894 | 8,395 |
| PB-Grad | Men | 266 | 833 | 93 | | 23 | 983 | 1,099 |
| | Women | 538 | 1,430 | 177 | | 40 | 1,751 | 1,968 |
| | Total | 804 | 2,263 | 270 | | 63 | 2,734 | 3,067 |
| Univ. Total | Men | 2,855 | 1,656 | 294 | 6 | 45 | 4,166 | 4,511 |
| | Women | 4,258 | 2,693 | 394 | 18 | 77 | 6,462 | 6,951 |
| | Total | 7,113 | 4,349 | 688 | 24 | 122 | 10,628 | 11,462 |

Census Date FTES Data

| | | Full Time | Part Time | First Time | Transitory | Returning | Continuing | Total |
|--------------------|-------|-----------|-----------|------------|------------|-----------|------------|---------|
| FTF | Men | 2.5 | 5.2 | 7.7 | | | | 7.7 |
| | Women | 1.1 | 5.3 | 6.4 | | | | 6.4 |
| | Total | 3.6 | 10.5 | 14.1 | | | | 14.1 |
| Other Fresh | Men | 33.4 | 291.8 | 9.6 | 0.7 | | 314.9 | 325.2 |
| | Women | 29.2 | 444.7 | 5.7 | 0.5 | 1.5 | 466.2 | 473.9 |
| | Total | 62.6 | 736.4 | 15.3 | 1.2 | 1.5 | 781.1 | 799.1 |
| Fresh Total | Men | 36.0 | 297.0 | 17.3 | 0.7 | | 314.9 | 332.9 |
| | Women | 30.3 | 450.0 | 12.1 | 0.5 | 1.5 | 466.2 | 480.3 |
| | Total | 66.2 | 747.0 | 29.4 | 1.2 | 1.5 | 781.1 | 813.2 |
| Soph | Men | 42.9 | 339.8 | 30.1 | | 3.5 | 349.2 | 382.8 |
| | Women | 64.1 | 483.0 | 36.2 | 4.7 | 2.8 | 503.5 | 547.2 |
| | Total | 107.1 | 822.9 | 66.2 | 4.7 | 6.3 | 852.7 | 929.9 |
| Junior | Men | 117.7 | 813.5 | 87.2 | 0.8 | 4.3 | 838.8 | 931.2 |
| | Women | 207.6 | 1,065.4 | 87.7 | 7.9 | 10.7 | 1,166.8 | 1,273.1 |
| | Total | 325.3 | 1,878.9 | 174.9 | 8.7 | 15.1 | 2,005.6 | 2,204.2 |
| Senior | Men | 183.8 | 1,023.8 | 12.9 | 0.5 | 5.3 | 1,188.8 | 1,207.6 |
| | Women | 282.4 | 1,566.3 | 16.5 | 1.1 | 3.9 | 1,827.1 | 1,848.7 |
| | Total | 466.2 | 2,590.1 | 29.4 | 1.6 | 9.3 | 3,016.0 | 3,056.2 |
| UG Total | Men | 380.3 | 2,474.1 | 147.5 | 2.0 | 13.2 | 2,691.8 | 2,854.4 |
| | Women | 584.4 | 3,564.7 | 152.4 | 14.1 | 18.9 | 3,963.7 | 4,149.2 |
| | Total | 964.8 | 6,038.8 | 299.9 | 16.1 | 32.1 | 6,655.4 | 7,003.6 |
| PB-Grad | Men | 331.5 | 244.3 | 47.8 | | 10.9 | 517.1 | 575.8 |
| | Women | 544.4 | 501.8 | 95.3 | | 18.7 | 932.1 | 1,046.2 |
| | Total | 875.9 | 746.1 | 143.1 | | 29.7 | 1,449.2 | 1,622.0 |
| Univ. Total | Men | 711.9 | 2,718.4 | 195.3 | 2.0 | 24.1 | 3,208.8 | 3,430.2 |
| | Women | 1,128.8 | 4,066.5 | 247.8 | 14.1 | 37.7 | 4,895.8 | 5,195.4 |
| | Total | 1,840.7 | 6,784.9 | 443.0 | 16.1 | 61.8 | 8,104.6 | 8,625.6 |

Census Date Enrollment Data - Annual Average (AY 92-93)

B1.92/93

| | | Full Time | Part Time | First Time | Transitory | Returning | Continuing | Total |
|--------------------|-------|-----------|-----------|------------|------------|-----------|------------|--------|
| FTF | Men | 102 | 8 | 110 | | | | 110 |
| | Women | 156 | 11 | 167 | | | | 167 |
| | Total | 258 | 20 | 277 | | | | 277 |
| Other Fresh | Men | 320 | 71 | 25 | 17 | 5 | 344 | 391 |
| | Women | 475 | 78 | 26 | 12 | 3 | 512 | 552 |
| | Total | 795 | 149 | 51 | 28 | 8 | 856 | 943 |
| Fresh Total | Men | 422 | 79 | 135 | 17 | 5 | 344 | 501 |
| | Women | 631 | 89 | 194 | 12 | 3 | 512 | 720 |
| | Total | 1,052 | 168 | 329 | 28 | 8 | 856 | 1,221 |
| Soph | Men | 409 | 95 | 92 | 1 | 6 | 404 | 504 |
| | Women | 594 | 155 | 142 | 5 | 9 | 593 | 749 |
| | Total | 1,003 | 250 | 235 | 6 | 15 | 997 | 1,253 |
| Junior | Men | 879 | 255 | 207 | 2 | 16 | 908 | 1,134 |
| | Women | 1,214 | 462 | 285 | 9 | 23 | 1,359 | 1,676 |
| | Total | 2,093 | 717 | 492 | 11 | 40 | 2,267 | 2,810 |
| Senior | Men | 968 | 416 | 33 | 3 | 13 | 1,334 | 1,383 |
| | Women | 1,464 | 601 | 41 | 6 | 20 | 1,998 | 2,065 |
| | Total | 2,432 | 1,017 | 75 | 9 | 33 | 3,331 | 3,449 |
| UG Total | Men | 2,678 | 845 | 468 | 23 | 41 | 2,990 | 3,522 |
| | Women | 3,903 | 1,307 | 662 | 32 | 55 | 4,461 | 5,210 |
| | Total | 6,580 | 2,152 | 1,130 | 55 | 96 | 7,451 | 8,732 |
| PB-Grad | Men | 298 | 865 | 180 | 2 | 32 | 949 | 1,163 |
| | Women | 559 | 1,444 | 322 | 2 | 63 | 1,615 | 2,003 |
| | Total | 857 | 2,309 | 503 | 4 | 95 | 2,564 | 3,166 |
| Univ. Total | Men | 2,976 | 1,710 | 648 | 25 | 73 | 3,940 | 4,686 |
| | Women | 4,462 | 2,751 | 984 | 34 | 119 | 6,076 | 7,213 |
| | Total | 7,438 | 4,461 | 1,633 | 59 | 191 | 10,015 | 11,898 |

Census Date FTES Data

| | | Full Time | Part Time | First Time | Transitory | Returning | Continuing | Total |
|--------------------|-------|-----------|-----------|------------|------------|-----------|------------|---------|
| FTF | Men | 94.0 | 5.5 | 99.5 | | | | 99.5 |
| | Women | 145.2 | 6.9 | 152.2 | | | | 152.2 |
| | Total | 239.2 | 12.5 | 251.7 | | | | 251.7 |
| Other Fresh | Men | 217.7 | 120.4 | 20.3 | 6.7 | 3.4 | 307.7 | 338.1 |
| | Women | 311.7 | 174.5 | 21.7 | 4.5 | 1.7 | 458.3 | 486.2 |
| | Total | 529.3 | 294.9 | 41.9 | 11.2 | 5.1 | 766.0 | 824.3 |
| Fresh Total | Men | 311.7 | 125.9 | 119.8 | 6.7 | 3.4 | 307.7 | 437.6 |
| | Women | 456.9 | 181.4 | 173.8 | 4.5 | 1.7 | 458.3 | 638.3 |
| | Total | 768.6 | 307.4 | 293.6 | 11.2 | 5.1 | 766.0 | 1,075.9 |
| Soph | Men | 286.7 | 146.1 | 73.6 | 1.1 | 4.4 | 353.7 | 432.8 |
| | Women | 421.3 | 215.0 | 112.5 | 5.2 | 6.1 | 512.4 | 636.2 |
| | Total | 708.0 | 361.0 | 186.1 | 6.3 | 10.5 | 866.1 | 1,069.0 |
| Junior | Men | 599.3 | 350.9 | 168.8 | 1.9 | 11.2 | 768.3 | 950.2 |
| | Women | 850.1 | 500.4 | 213.8 | 6.8 | 15.8 | 1,114.1 | 1,350.5 |
| | Total | 1,449.4 | 851.3 | 382.6 | 8.7 | 26.9 | 1,882.4 | 2,300.7 |
| Senior | Men | 665.8 | 461.1 | 22.8 | 1.6 | 7.9 | 1,094.7 | 1,126.9 |
| | Women | 1,003.2 | 704.0 | 30.0 | 4.1 | 13.1 | 1,659.9 | 1,707.2 |
| | Total | 1,669.0 | 1,165.1 | 52.8 | 5.7 | 21.0 | 2,754.6 | 2,834.1 |
| UG Total | Men | 1,863.5 | 1,084.0 | 385.0 | 11.3 | 26.8 | 2,524.4 | 2,947.5 |
| | Women | 2,731.4 | 1,600.8 | 530.1 | 20.7 | 36.7 | 3,744.7 | 4,332.2 |
| | Total | 4,594.9 | 2,684.8 | 915.2 | 32.0 | 63.5 | 6,269.1 | 7,279.8 |
| PB-Grad | Men | 296.1 | 310.8 | 97.5 | 1.0 | 14.5 | 494.0 | 606.9 |
| | Women | 530.8 | 536.0 | 183.9 | 1.2 | 27.6 | 854.0 | 1,066.7 |
| | Total | 826.9 | 846.7 | 281.4 | 2.1 | 42.1 | 1,348.0 | 1,673.7 |
| Univ. Total | Men | 2,159.6 | 1,394.8 | 482.5 | 12.2 | 41.3 | 3,018.4 | 3,554.4 |
| | Women | 3,262.2 | 2,136.8 | 714.1 | 21.9 | 64.3 | 4,598.8 | 5,399.0 |
| | Total | 5,421.9 | 3,531.6 | 1,196.6 | 34.1 | 105.6 | 7,617.1 | 8,953.4 |

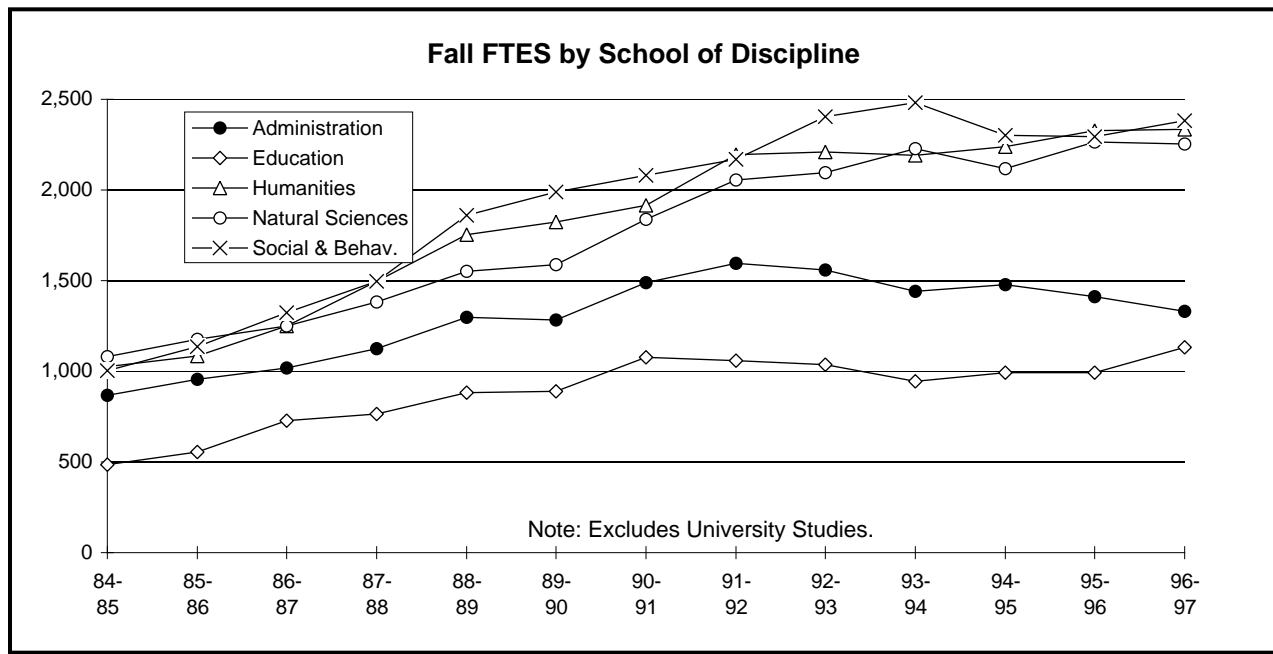
Discipln Contents: FTES Generated by Discipline

| Sheet (Tab) | Page Index | Description |
|-------------|------------|--|
| Contents | C0 | This worksheet. |
| Fall | C1 | Fall Term FTES and Percent of Total by School and Discipline since 1984/85. |
| Winter | C2 | Winter Term FTES and Percent of Total by School and Discipline since 1984/85. |
| Spring | C3 | Spring Term FTES and Percent of Total by School and Discipline since 1984/85. |
| Annual | C4 | Annual Average FTES and Percent of Total by School and Discipline since 1984/85. |
| Ann-to-Fall | C5 | Ratio of Annual Average to Fall FTES for the University and Schools. |
| DiscYYT | C6 | FTES, Enrollments & Sections by Discipline and Course Level for Year and Term. |

| Workbooks | Code | Statistics on... |
|---------------------|----------|---|
| TermSum.xls | B | Enrollment and FTES for the University as a whole |
| Discipln.xls | C | FTES Generated by Discipline |
| Majors.xls | D | Student Majors |
| Ethnic.xls | E | Ethnicity |
| Grads.xls | F | Graduates |
| NewSt.xls | G | New Students |

Technical Notes

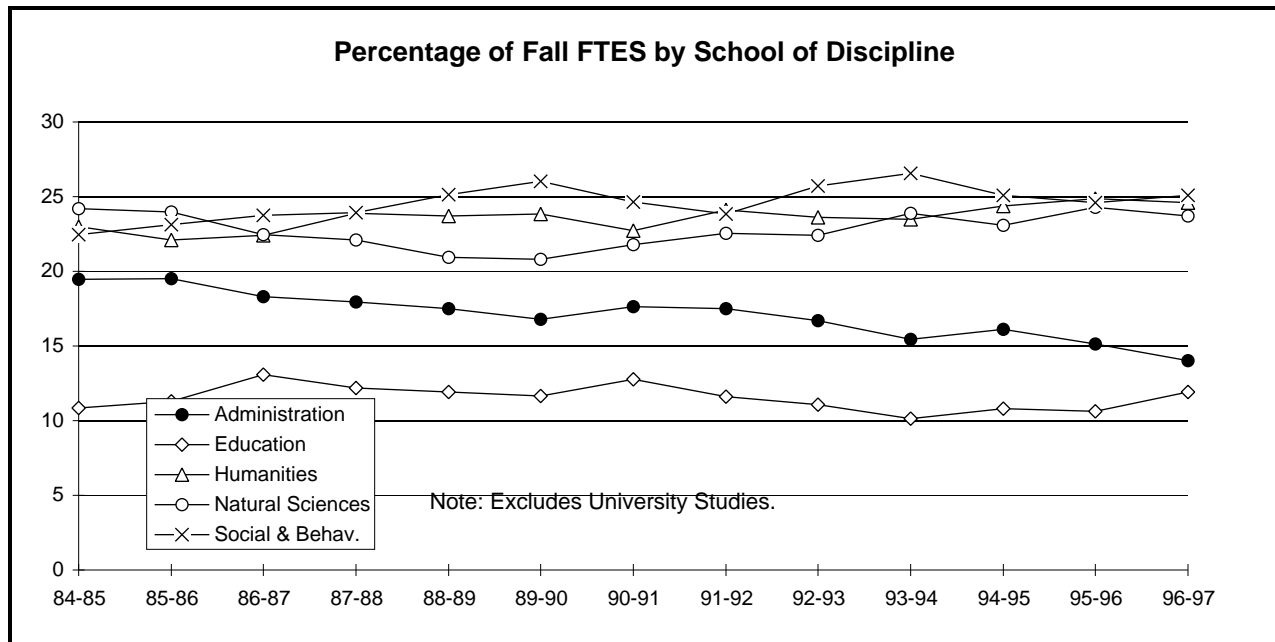
1. The typefaces used for these tables and graphs are Arial and Arial Narrow. They are standard for the Windows operating system and correspond to Helvetica on both the Macintosh and laser printers.
2. "Page Index" is used together with the term code for numbering the printed versions of worksheets. E.g., "C3.951" would list Winter FTES as of 951.
3. All of the tabular data from the earlier printed version of the Statistical Factbook has been included in these worksheets. Fewer graphs have been routinely included. However, Excel offers many options for generating custom graphs from these tables.
4. Some cells in this workbook contain array formulas. Calculations for cells reflecting future terms may return spurious errors. The text in those cells has been colored white to suppress the display of contents.



| School | 84-85 | 85-86 | 86-87 | 87-88 | 88-89 | 89-90 | 90-91 | 91-92 | 92-93 | 93-94 | 94-95 | 95-96 | 96-97 |
|-------------------------|--------------|--------------|--------------|--------------|--------------|--------------|--------------|--------------|--------------|--------------|--------------|--------------|--------------|
| Administration | 869 | 957 | 1,019 | 1,123 | 1,296 | 1,283 | 1,488 | 1,596 | 1,560 | 1,441 | 1,479 | 1,411 | 1,331 |
| Education | 485 | 556 | 728 | 764 | 881 | 891 | 1,078 | 1,059 | 1,036 | 945 | 991 | 991 | 1,131 |
| Humanities | 1,026 | 1,084 | 1,249 | 1,495 | 1,754 | 1,823 | 1,916 | 2,195 | 2,210 | 2,193 | 2,237 | 2,327 | 2,334 |
| Natural Sciences | 1,080 | 1,177 | 1,251 | 1,382 | 1,550 | 1,590 | 1,839 | 2,056 | 2,096 | 2,229 | 2,118 | 2,264 | 2,252 |
| Social & Behav. | 1,003 | 1,136 | 1,324 | 1,497 | 1,858 | 1,990 | 2,081 | 2,171 | 2,406 | 2,482 | 2,301 | 2,294 | 2,382 |
| Univ. Studies | 0 | 0 | 0 | 0 | 58 | 65 | 38 | 34 | 43 | 47 | 52 | 46 | 62 |
| University Total | 4,463 | 4,909 | 5,572 | 6,262 | 7,398 | 7,642 | 8,439 | 9,111 | 9,350 | 9,338 | 9,178 | 9,334 | 9,493 |

| HEGIS | Disc. | 84-85 | 85-86 | 86-87 | 87-88 | 88-89 | 89-90 | 90-91 | 91-92 | 92-93 | 93-94 | 94-95 | 95-96 | 96-97 |
|-------|-------------|------------|------------|--------------|--------------|--------------|--------------|--------------|--------------|--------------|--------------|--------------|--------------|--------------|
| 05021 | ACCT | | 259 | 279 | 297 | 334 | 303 | 309 | 322 | 322 | 302 | 291 | 264 | 274 |
| 05011 | ADMN | 869 | 5 | 6 | 11 | 15 | 10 | 10 | 0 | 0 | 0 | 0 | 0 | |
| 05041 | FIN | | 66 | 89 | 129 | 130 | 119 | 162 | 199 | 205 | 194 | 214 | 241 | 208 |
| 07021 | INFO | | 79 | 62 | 77 | 92 | 119 | 164 | 185 | 190 | 160 | 161 | 135 | 140 |
| 05061 | MGMT | | 290 | 322 | 307 | 357 | 364 | 428 | 453 | 438 | 407 | 407 | 383 | 377 |
| 05091 | MKTG | | 154 | 158 | 165 | 195 | 169 | 181 | 174 | 183 | 158 | 165 | 151 | 130 |
| 05072 | MSCI | | 79 | 80 | 97 | 117 | 141 | 133 | 147 | 156 | 123 | 106 | 113 | 87 |
| 21021 | PA | | 24 | 23 | 41 | 57 | 58 | 101 | 117 | 66 | 95 | 128 | 117 | 106 |
| 05064 | POM | | | | | | | | | | 3 | 6 | 6 | 9 |
| | Admn | 869 | 957 | 1,019 | 1,123 | 1,296 | 1,283 | 1,488 | 1,596 | 1,560 | 1,441 | 1,479 | 1,411 | 1,331 |
| 08271 | EADM | | 36 | 75 | 71 | 76 | 88 | 105 | 104 | 89 | 72 | 59 | 61 | 101 |
| 08011 | EADV | | | | | | | | | | | | 4 | 5 |
| 08261 | ECLG | | 74 | 72 | 81 | 93 | 82 | 82 | 57 | 67 | 58 | 65 | 70 | 79 |
| 08011 | EDUC | 485 | 157 | 187 | 220 | 236 | 251 | 260 | 263 | 187 | 167 | 97 | 92 | 91 |
| 08021 | EELB | | 83 | 153 | 150 | 201 | 222 | 328 | 314 | 342 | 319 | 342 | 356 | 403 |
| 08341 | EENV | | 0 | 0 | 0 | 5 | 5 | 3 | 7 | 3 | 5 | 8 | 5 | 6 |
| | EESL | | | | | | | | | | | | | |
| 08301 | ERDG | | 23 | 29 | 24 | 29 | 28 | 31 | 33 | 25 | 30 | 27 | 27 | 29 |
| 12221 | EREH | | 7 | 5 | 6 | 9 | 10 | 14 | 20 | 19 | 16 | 19 | 15 | 17 |
| 08031 | ESEC | | 82 | 106 | 89 | 99 | 90 | 122 | 113 | 108 | 86 | 155 | 147 | 191 |
| 08081 | ESPE | | 72 | 78 | 89 | 87 | 78 | 95 | 118 | 127 | 122 | 131 | 129 | 121 |
| 08991 | ETEC | | | | | | | | | 45 | 40 | 43 | 46 | 52 |
| 08395 | EVOC | | 21 | 24 | 35 | 47 | 36 | 37 | 32 | 24 | 31 | 45 | 39 | 37 |
| | Educ | 485 | 556 | 728 | 764 | 881 | 891 | 1,078 | 1,059 | 1,036 | 945 | 991 | 991 | 1,131 |

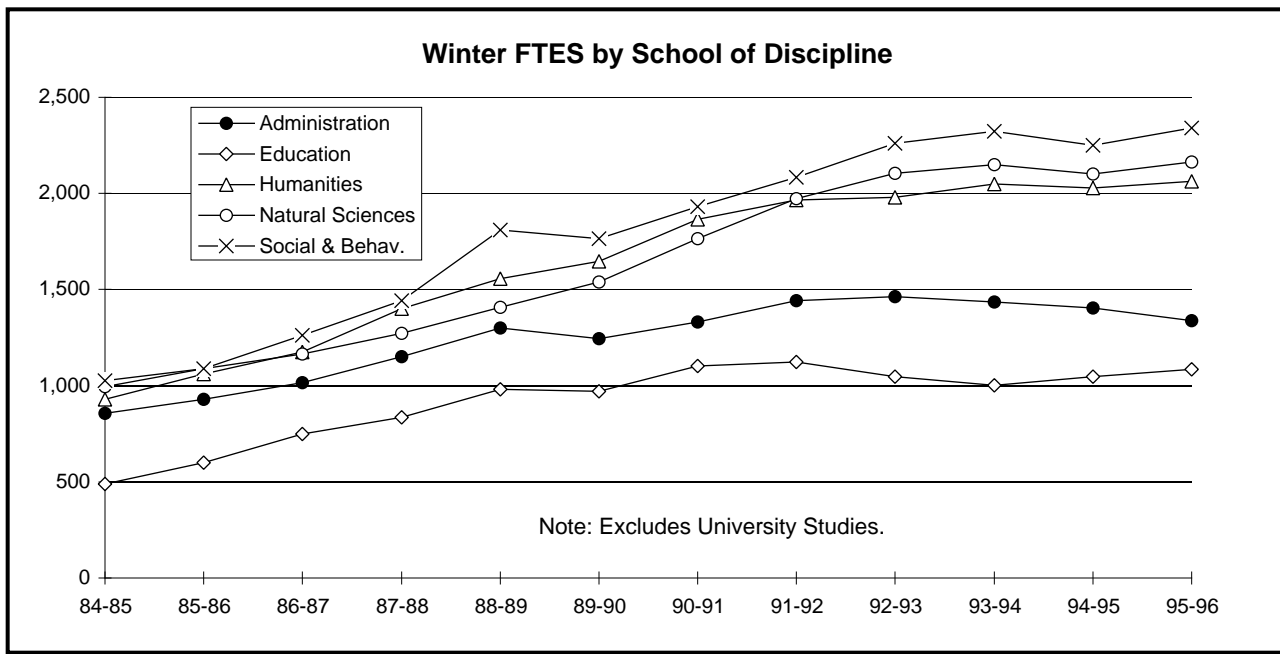
| HEGIS | Disc. | 84-85 | 85-86 | 86-87 | 87-88 | 88-89 | 89-90 | 90-91 | 91-92 | 92-93 | 93-94 | 94-95 | 95-96 | 96-97 |
|-------|-------------|--------------|--------------|--------------|--------------|--------------|--------------|--------------|--------------|--------------|--------------|--------------|--------------|--------------|
| 10021 | ART | 122 | 131 | 110 | 170 | 175 | 209 | 194 | 225 | 209 | 220 | 244 | 230 | 225 |
| 06011 | COMM | 60 | 94 | 127 | 145 | 171 | 205 | 238 | 304 | 322 | 319 | 339 | 377 | 351 |
| 10081 | DAN | | | | | | | | | | 0 | 7 | 15 | 22 |
| 15011 | ENG | 329 | 374 | 430 | 477 | 554 | 624 | 699 | 743 | 724 | 713 | 694 | 659 | 675 |
| 11011 | FLAN | 11 | 13 | 20 | 23 | 49 | 23 | 31 | 20 | 15 | 13 | 15 | 22 | 13 |
| 11021 | FREN | 46 | 50 | 68 | 71 | 63 | 56 | 60 | 75 | 57 | 67 | 57 | 67 | 58 |
| 11031 | GER | 16 | 18 | 17 | 22 | 29 | 22 | 26 | 22 | 21 | 17 | 12 | 12 | 11 |
| 15991 | HUM | 83 | 96 | 115 | 131 | 217 | 210 | 159 | 249 | 269 | 269 | 287 | 310 | 297 |
| 49034 | IS | 21 | 16 | 27 | 29 | 13 | 8 | 3 | 8 | 3 | 3 | 2 | 2 | 2 |
| 10051 | MUS | 102 | 86 | 98 | 163 | 139 | 117 | 104 | 95 | 87 | 73 | 61 | 79 | 89 |
| 15091 | PHIL | 107 | 96 | 107 | 124 | 161 | 151 | 169 | 173 | 225 | 195 | 228 | 220 | 217 |
| 11051 | SPAN | 96 | 83 | 92 | 101 | 117 | 115 | 141 | 165 | 188 | 206 | 215 | 230 | 259 |
| 10071 | TA | 33 | 27 | 38 | 37 | 66 | 84 | 91 | 116 | 91 | 99 | 76 | 99 | 117 |
| | Hum | 1,026 | 1,084 | 1,249 | 1,495 | 1,754 | 1,823 | 1,916 | 2,195 | 2,210 | 2,193 | 2,237 | 2,321 | 2,334 |
| 04011 | BIOL | 104 | 119 | 125 | 117 | 145 | 216 | 229 | 275 | 289 | 298 | 276 | 268 | 243 |
| 19051 | CHEM | 70 | 49 | 67 | 73 | 83 | 118 | 157 | 188 | 204 | 212 | 235 | 225 | 231 |
| 07011 | CSCI | 146 | 148 | 144 | 152 | 135 | 122 | 139 | 145 | 160 | 148 | 170 | 163 | 169 |
| 19141 | GEOL | 11 | 18 | 16 | 17 | 39 | 43 | 37 | 45 | 27 | 42 | 53 | 51 | 42 |
| 12011 | HSCI | 111 | 112 | 122 | 137 | 173 | 171 | 178 | 163 | 175 | 199 | 194 | 211 | 238 |
| 08394 | ITEC | | 0 | 0 | 0 | 3 | 8 | 10 | 8 | 5 | 0 | 0 | | |
| 17011 | MATH | 290 | 315 | 327 | 354 | 372 | 330 | 428 | 507 | 581 | 600 | 499 | 606 | 615 |
| 49021 | NSCI | 140 | 169 | 193 | 243 | 269 | 221 | 258 | 284 | 229 | 274 | 264 | 258 | 231 |
| 12031 | NURS | 38 | 47 | 50 | 39 | 35 | 39 | 58 | 78 | 83 | 94 | 105 | 116 | 101 |
| 13061 | NUTR | | 0 | 0 | 0 | 0 | 0 | 0 | 0 | 0 | 0 | 0 | | |
| 08351 | PE | 131 | 159 | 166 | 196 | 240 | 226 | 242 | 273 | 248 | 245 | 231 | 279 | 289 |
| 19021 | PHYS | 39 | 40 | 41 | 54 | 58 | 95 | 104 | 91 | 92 | 117 | 92 | 87 | 92 |
| | NSci | 1,080 | 1,177 | 1,251 | 1,382 | 1,550 | 1,590 | 1,839 | 2,056 | 2,096 | 2,229 | 2,118 | 2,264 | 2,252 |
| 22021 | ANTH | 41 | 58 | 68 | 80 | 89 | 98 | 97 | 98 | 93 | 93 | 82 | 87 | 61 |
| 18031 | AS | | | | | | | | | | 1 | 4 | 5 | 6 |
| 21051 | CJUS | 47 | 59 | 52 | 63 | 85 | 100 | 108 | 150 | 130 | 146 | 166 | 181 | 177 |
| 22041 | ECON | 109 | 117 | 137 | 151 | 174 | 171 | 170 | 175 | 159 | 176 | 167 | 155 | 149 |
| 22991 | ES | | | | | | | 3 | 0 | 1 | 8 | 8 | 14 | 24 |
| 22061 | GEOG | 52 | 67 | 83 | 74 | 93 | 105 | 110 | 130 | 107 | 111 | 101 | 74 | 77 |
| 20993 | HD | | | | | | | | | 11 | 16 | 16 | 19 | 15 |
| 22051 | HIST | 50 | 48 | 67 | 73 | 91 | 84 | 96 | 123 | 255 | 263 | 266 | 265 | 277 |
| 18011 | MILS | 3 | 4 | 3 | 4 | 4 | 5 | 6 | 5 | 5 | 4 | 3 | 4 | 6 |
| 19991 | PLST | 20 | 26 | 25 | 26 | 39 | 45 | 46 | 56 | 41 | 33 | 24 | 15 | 16 |
| 22071 | PSCI | 142 | 166 | 165 | 164 | 224 | 241 | 263 | 226 | 235 | 236 | 203 | 195 | 188 |
| 20011 | PSYC | 278 | 340 | 380 | 483 | 627 | 635 | 614 | 672 | 728 | 716 | 695 | 711 | 708 |
| 22081 | SOC | 105 | 105 | 138 | 119 | 172 | 201 | 187 | 179 | 205 | 201 | 183 | 202 | 252 |
| 22011 | SSCI | 156 | 146 | 207 | 259 | 258 | 268 | 306 | 284 | 331 | 367 | 281 | 260 | 324 |
| 21041 | SW | | 0 | 0 | 0 | 0 | 37 | 74 | 74 | 98 | 103 | 96 | 100 | 97 |
| 49991 | WSTD | | 0 | 0 | 0 | 3 | 0 | 0 | 0 | 6 | 9 | 7 | 7 | 5 |
| | SBS | 1,003 | 1,136 | 1,324 | 1,497 | 1,858 | 1,990 | 2,081 | 2,171 | 2,406 | 2,482 | 2,301 | 2,294 | 2,382 |
| 49992 | HON | 0 | 0 | 0 | 0 | 29 | 34 | 5 | 5 | 2 | 1 | 0 | 6 | 5 |
| | NSE | 0 | 0 | 0 | 0 | 0 | 0 | 0 | 0 | 0 | 0 | 0 | 0 | 7 |
| 49013 | USTD | 0 | 0 | 0 | 0 | 29 | 31 | 33 | 29 | 41 | 47 | 52 | 40 | 50 |
| | USTD | 0 | 0 | 0 | 0 | 58 | 65 | 38 | 34 | 43 | 47 | 52 | 46 | 62 |
| | UNIV | 4,463 | 4,909 | 5,572 | 6,262 | 7,398 | 7,642 | 8,439 | 9,111 | 9,350 | 9,338 | 9,178 | 9,328 | 9,493 |



| School | 84-85 | 85-86 | 86-87 | 87-88 | 88-89 | 89-90 | 90-91 | 91-92 | 92-93 | 93-94 | 94-95 | 95-96 | 96-97 |
|-------------------------|--------------|--------------|--------------|--------------|--------------|--------------|--------------|--------------|--------------|--------------|--------------|--------------|--------------|
| Administration | 19.5 | 19.5 | 18.3 | 17.9 | 17.5 | 16.8 | 17.6 | 17.5 | 16.7 | 15.4 | 16.1 | 15.1 | 14.0 |
| Education | 10.9 | 11.3 | 13.1 | 12.2 | 11.9 | 11.7 | 12.8 | 11.6 | 11.1 | 10.1 | 10.8 | 10.6 | 11.9 |
| Humanities | 23.0 | 22.1 | 22.4 | 23.9 | 23.7 | 23.9 | 22.7 | 24.1 | 23.6 | 23.5 | 24.4 | 24.9 | 24.6 |
| Natural Sciences | 24.2 | 24.0 | 22.5 | 22.1 | 21.0 | 20.8 | 21.8 | 22.6 | 22.4 | 23.9 | 23.1 | 24.3 | 23.7 |
| Social & Behav. | 22.5 | 23.1 | 23.8 | 23.9 | 25.1 | 26.0 | 24.7 | 23.8 | 25.7 | 26.6 | 25.1 | 24.6 | 25.1 |
| Univ. Studies | .0 | .0 | .0 | .0 | .8 | .9 | .4 | .4 | .5 | .5 | .6 | .5 | .7 |
| University Total | 100.0 | 100.0 | 100.0 | 100.0 | 100.0 | 100.0 | 100.0 | 100.0 | 100.0 | 100.0 | 100.0 | 100.0 | 100.0 |

| HEGIS | Disc. | 84-85 | 85-86 | 86-87 | 87-88 | 88-89 | 89-90 | 90-91 | 91-92 | 92-93 | 93-94 | 94-95 | 95-96 | 96-97 |
|-------|-------------|-------------|-------------|-------------|-------------|-------------|-------------|-------------|-------------|-------------|-------------|-------------|-------------|-------------|
| 05021 | ACCT | .0 | 5.3 | 5.0 | 4.7 | 4.5 | 4.0 | 3.7 | 3.5 | 3.4 | 3.2 | 3.2 | 2.8 | 2.9 |
| 05011 | ADMN | 19.5 | .1 | .1 | .2 | .2 | .1 | .1 | .0 | .0 | .0 | .0 | .0 | .0 |
| 05041 | FIN | .0 | 1.4 | 1.6 | 2.1 | 1.8 | 1.6 | 1.9 | 2.2 | 2.2 | 2.1 | 2.3 | 2.6 | 2.2 |
| 07021 | INFO | .0 | 1.6 | 1.1 | 1.2 | 1.2 | 1.6 | 1.9 | 2.0 | 2.0 | 1.7 | 1.8 | 1.4 | 1.5 |
| 05061 | MGMT | .0 | 5.9 | 5.8 | 4.9 | 4.8 | 4.8 | 5.1 | 5.0 | 4.7 | 4.4 | 4.4 | 4.1 | 4.0 |
| 05091 | MKTG | .0 | 3.1 | 2.8 | 2.6 | 2.6 | 2.2 | 2.1 | 1.9 | 2.0 | 1.7 | 1.8 | 1.6 | 1.4 |
| 05072 | MSCI | .0 | 1.6 | 1.4 | 1.5 | 1.6 | 1.9 | 1.6 | 1.6 | 1.7 | 1.3 | 1.2 | 1.2 | .9 |
| 21021 | PA | .0 | .5 | .4 | .7 | .8 | .8 | 1.2 | 1.3 | .7 | 1.0 | 1.4 | 1.3 | 1.1 |
| 05064 | POM | .0 | .0 | .0 | .0 | .0 | .0 | .0 | .0 | .0 | .0 | .1 | .1 | .1 |
| | Admn | 19.5 | 19.5 | 18.3 | 17.9 | 17.5 | 16.8 | 17.6 | 17.5 | 16.7 | 15.4 | 16.1 | 15.1 | 14.0 |
| 08271 | EADM | .0 | .7 | 1.3 | 1.1 | 1.0 | 1.2 | 1.2 | 1.1 | 1.0 | .8 | .6 | .6 | 1.1 |
| 08011 | EADV | .0 | .0 | .0 | .0 | .0 | .0 | .0 | .0 | .0 | .0 | .0 | .0 | .1 |
| 08261 | ECLG | .0 | 1.5 | 1.3 | 1.3 | 1.3 | 1.1 | 1.0 | .6 | .7 | .6 | .7 | .8 | .8 |
| 08011 | EDUC | 10.9 | 3.2 | 3.4 | 3.5 | 3.2 | 3.3 | 3.1 | 2.9 | 2.0 | 1.8 | 1.1 | 1.0 | 1.0 |
| 08021 | EELB | .0 | 1.7 | 2.7 | 2.4 | 2.7 | 2.9 | 3.9 | 3.4 | 3.7 | 3.4 | 3.7 | 3.8 | 4.2 |
| 08341 | EENV | .0 | .0 | .0 | .0 | .1 | .1 | .0 | .1 | .0 | .1 | .1 | .1 | .1 |
| | EESL | .0 | .0 | .0 | .0 | .0 | .0 | .0 | .0 | .0 | .0 | .0 | .0 | .0 |
| 08301 | ERDG | .0 | .5 | .5 | .4 | .4 | .4 | .4 | .4 | .3 | .3 | .3 | .3 | .3 |
| 12221 | EREH | .0 | .1 | .1 | .1 | .1 | .1 | .2 | .2 | .2 | .2 | .2 | .2 | .2 |
| 08031 | ESEC | .0 | 1.7 | 1.9 | 1.4 | 1.3 | 1.2 | 1.4 | 1.2 | 1.2 | .9 | 1.7 | 1.6 | 2.0 |
| 08081 | ESPE | .0 | 1.5 | 1.4 | 1.4 | 1.2 | 1.0 | 1.1 | 1.3 | 1.4 | 1.3 | 1.4 | 1.4 | 1.3 |
| 08991 | ETEC | .0 | .0 | .0 | .0 | .0 | .0 | .0 | .0 | .5 | .4 | .5 | .5 | .5 |
| 08395 | EVOC | .0 | .4 | .4 | .6 | .6 | .5 | .4 | .3 | .3 | .3 | .5 | .4 | .4 |
| | Educ | 10.9 | 11.3 | 13.1 | 12.2 | 11.9 | 11.7 | 12.8 | 11.6 | 11.1 | 10.1 | 10.8 | 10.6 | 11.9 |

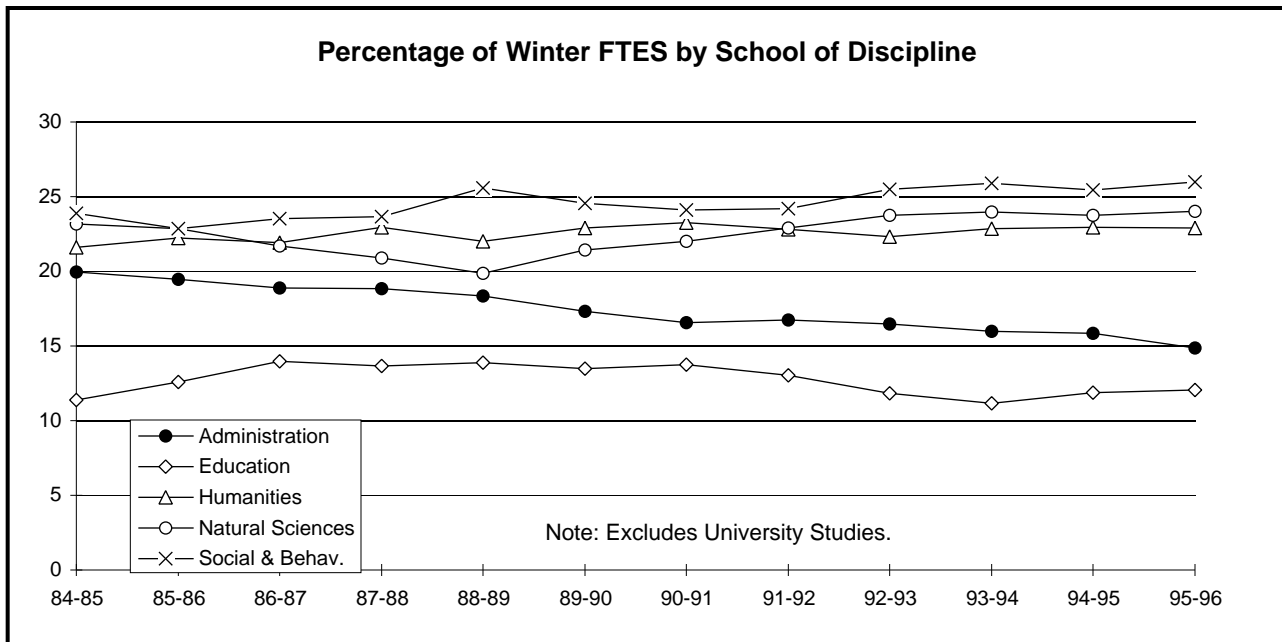
| HEGIS | Disc. | 84-85 | 85-86 | 86-87 | 87-88 | 88-89 | 89-90 | 90-91 | 91-92 | 92-93 | 93-94 | 94-95 | 95-96 | 96-97 |
|-------|-------------|--------------|--------------|--------------|--------------|--------------|--------------|--------------|--------------|--------------|--------------|--------------|--------------|--------------|
| 10021 | ART | 2.7 | 2.7 | 2.0 | 2.7 | 2.4 | 2.7 | 2.3 | 2.5 | 2.2 | 2.4 | 2.7 | 2.5 | 2.4 |
| 06011 | COMM | 1.3 | 1.9 | 2.3 | 2.3 | 2.3 | 2.7 | 2.8 | 3.3 | 3.4 | 3.4 | 3.7 | 4.0 | 3.7 |
| 10081 | DAN | .0 | .0 | .0 | .0 | .0 | .0 | .0 | .0 | .0 | .0 | .1 | .2 | .2 |
| 15011 | ENG | 7.4 | 7.6 | 7.7 | 7.6 | 7.5 | 8.2 | 8.3 | 8.2 | 7.7 | 7.6 | 7.6 | 7.1 | 7.1 |
| 11011 | FLAN | .2 | .3 | .4 | .4 | .7 | .3 | .4 | .2 | .2 | .1 | .2 | .2 | .1 |
| 11021 | FREN | 1.0 | 1.0 | 1.2 | 1.1 | .9 | .7 | .7 | .8 | .6 | .7 | .6 | .7 | .6 |
| 11031 | GER | .4 | .4 | .3 | .4 | .4 | .3 | .3 | .2 | .2 | .2 | .1 | .1 | .1 |
| 15991 | HUM | 1.9 | 2.0 | 2.1 | 2.1 | 2.9 | 2.7 | 1.9 | 2.7 | 2.9 | 2.9 | 3.1 | 3.3 | 3.1 |
| 49034 | IS | .5 | .3 | .5 | .5 | .2 | .1 | .0 | .1 | .0 | .0 | .0 | .0 | .0 |
| 10051 | MUS | 2.3 | 1.8 | 1.8 | 2.6 | 1.9 | 1.5 | 1.2 | 1.0 | .9 | .8 | .7 | .8 | .9 |
| 15091 | PHIL | 2.4 | 2.0 | 1.9 | 2.0 | 2.2 | 2.0 | 2.0 | 1.9 | 2.4 | 2.1 | 2.5 | 2.4 | 2.3 |
| 11051 | SPAN | 2.1 | 1.7 | 1.7 | 1.6 | 1.6 | 1.5 | 1.7 | 1.8 | 2.0 | 2.2 | 2.3 | 2.5 | 2.7 |
| 10071 | TA | .7 | .5 | .7 | .6 | .9 | 1.1 | 1.1 | 1.3 | 1.0 | 1.1 | .8 | 1.1 | 1.2 |
| | Hum | 23.0 | 22.1 | 22.4 | 23.9 | 23.7 | 23.9 | 22.7 | 24.1 | 23.6 | 23.5 | 24.4 | 24.9 | 24.6 |
| 04011 | BIOL | 2.3 | 2.4 | 2.2 | 1.9 | 2.0 | 2.8 | 2.7 | 3.0 | 3.1 | 3.2 | 3.0 | 2.9 | 2.6 |
| 19051 | CHEM | 1.6 | 1.0 | 1.2 | 1.2 | 1.1 | 1.5 | 1.9 | 2.1 | 2.2 | 2.3 | 2.6 | 2.4 | 2.4 |
| 07011 | CSCI | 3.3 | 3.0 | 2.6 | 2.4 | 1.8 | 1.6 | 1.6 | 1.6 | 1.7 | 1.6 | 1.9 | 1.7 | 1.8 |
| 19141 | GEOL | .2 | .4 | .3 | .3 | .5 | .6 | .4 | .5 | .3 | .4 | .6 | .5 | .4 |
| 12011 | HSCI | 2.5 | 2.3 | 2.2 | 2.2 | 2.3 | 2.2 | 2.1 | 1.8 | 1.9 | 2.1 | 2.1 | 2.3 | 2.5 |
| 08394 | ITEC | .0 | .0 | .0 | .0 | .0 | .1 | .1 | .1 | .1 | .0 | .0 | .0 | .0 |
| 17011 | MATH | 6.5 | 6.4 | 5.9 | 5.6 | 5.0 | 4.3 | 5.1 | 5.6 | 6.2 | 6.4 | 5.4 | 6.5 | 6.5 |
| 49021 | NSCI | 3.1 | 3.5 | 3.5 | 3.9 | 3.6 | 2.9 | 3.1 | 3.1 | 2.5 | 2.9 | 2.9 | 2.8 | 2.4 |
| 12031 | NURS | .8 | 1.0 | .9 | .6 | .5 | .5 | .7 | .9 | .9 | 1.0 | 1.1 | 1.2 | 1.1 |
| 13061 | NUTR | .0 | .0 | .0 | .0 | .0 | .0 | .0 | .0 | .0 | .0 | .0 | .0 | .0 |
| 08351 | PE | 2.9 | 3.2 | 3.0 | 3.1 | 3.2 | 3.0 | 2.9 | 3.0 | 2.7 | 2.6 | 2.5 | 3.0 | 3.0 |
| 19021 | PHYS | .9 | .8 | .7 | .9 | .8 | 1.2 | 1.2 | 1.0 | 1.0 | 1.3 | 1.0 | .9 | 1.0 |
| | NSci | 24.2 | 24.0 | 22.5 | 22.1 | 21.0 | 20.8 | 21.8 | 22.6 | 22.4 | 23.9 | 23.1 | 24.3 | 23.7 |
| 22021 | ANTH | .9 | 1.2 | 1.2 | 1.3 | 1.2 | 1.3 | 1.2 | 1.1 | 1.0 | 1.0 | .9 | .9 | .6 |
| 18031 | AS | .0 | .0 | .0 | .0 | .0 | .0 | .0 | .0 | .0 | .0 | .0 | .1 | .1 |
| 21051 | CJUS | 1.0 | 1.2 | .9 | 1.0 | 1.1 | 1.3 | 1.3 | 1.6 | 1.4 | 1.6 | 1.8 | 1.9 | 1.9 |
| 22041 | ECON | 2.5 | 2.4 | 2.5 | 2.4 | 2.3 | 2.2 | 2.0 | 1.9 | 1.7 | 1.9 | 1.8 | 1.7 | 1.6 |
| 22991 | ES | .0 | .0 | .0 | .0 | .0 | .0 | .0 | .0 | .0 | .1 | .1 | .2 | .3 |
| 22061 | GEOG | 1.2 | 1.4 | 1.5 | 1.2 | 1.3 | 1.4 | 1.3 | 1.4 | 1.1 | 1.2 | 1.1 | .8 | .8 |
| 20993 | HD | .0 | .0 | .0 | .0 | .0 | .0 | .0 | .0 | .1 | .2 | .2 | .2 | .2 |
| 22051 | HIST | 1.1 | 1.0 | 1.2 | 1.2 | 1.2 | 1.1 | 1.1 | 1.3 | 2.7 | 2.8 | 2.9 | 2.8 | 2.9 |
| 18011 | MILS | .1 | .1 | .0 | .1 | .1 | .1 | .1 | .1 | .1 | .0 | .0 | .0 | .1 |
| 19991 | PLST | .4 | .5 | .5 | .4 | .5 | .6 | .5 | .6 | .4 | .4 | .3 | .2 | .2 |
| 22071 | PSCI | 3.2 | 3.4 | 3.0 | 2.6 | 3.0 | 3.2 | 3.1 | 2.5 | 2.5 | 2.5 | 2.2 | 2.1 | 2.0 |
| 20011 | PSYC | 6.2 | 6.9 | 6.8 | 7.7 | 8.5 | 8.3 | 7.3 | 7.4 | 7.8 | 7.7 | 7.6 | 7.6 | 7.5 |
| 22081 | SOC | 2.4 | 2.1 | 2.5 | 1.9 | 2.3 | 2.6 | 2.2 | 2.0 | 2.2 | 2.2 | 2.0 | 2.2 | 2.7 |
| 22011 | SSCI | 3.5 | 3.0 | 3.7 | 4.1 | 3.5 | 3.5 | 3.6 | 3.1 | 3.5 | 3.9 | 3.1 | 2.8 | 3.4 |
| 21041 | SW | .0 | .0 | .0 | .0 | .0 | .5 | .9 | .8 | 1.0 | 1.1 | 1.0 | 1.1 | 1.0 |
| 49991 | WSTD | .0 | .0 | .0 | .0 | .0 | .0 | .0 | .0 | .1 | .1 | .1 | .1 | .1 |
| | SBS | 22.5 | 23.1 | 23.8 | 23.9 | 25.1 | 26.0 | 24.7 | 23.8 | 25.7 | 26.6 | 25.1 | 24.6 | 25.1 |
| 49992 | HON | .0 | .0 | .0 | .0 | .4 | .4 | .1 | .1 | .0 | .0 | .0 | .1 | .1 |
| | NSE | .0 | .0 | .0 | .0 | .0 | .0 | .0 | .0 | .0 | .0 | .0 | .0 | .1 |
| 49013 | USTD | .0 | .0 | .0 | .0 | .4 | .4 | .4 | .3 | .4 | .5 | .6 | .4 | .5 |
| | USTD | .0 | .0 | .0 | .0 | .8 | .9 | .4 | .4 | .5 | .5 | .6 | .5 | .7 |
| | UNIV | 100.0 | 100.0 | 100.0 | 100.0 | 100.0 | 100.0 | 100.0 | 100.0 | 100.0 | 100.0 | 100.0 | 100.0 | 100.0 |



| School | 84-85 | 85-86 | 86-87 | 87-88 | 88-89 | 89-90 | 90-91 | 91-92 | 92-93 | 93-94 | 94-95 | 95-96 | 96-97 |
|-------------------------|--------------|--------------|--------------|--------------|--------------|--------------|--------------|--------------|--------------|--------------|--------------|--------------|--------------|
| Administration | 857 | 928 | 1,014 | 1,150 | 1,299 | 1,245 | 1,330 | 1,443 | 1,462 | 1,434 | 1,403 | 1,340 | 1,324 |
| Education | 488 | 600 | 750 | 834 | 982 | 970 | 1,102 | 1,125 | 1,048 | 1,002 | 1,049 | 1,086 | 1,268 |
| Humanities | 929 | 1,060 | 1,176 | 1,399 | 1,557 | 1,647 | 1,867 | 1,966 | 1,979 | 2,048 | 2,030 | 2,064 | 2,149 |
| Natural Sciences | 995 | 1,090 | 1,165 | 1,273 | 1,408 | 1,540 | 1,765 | 1,973 | 2,105 | 2,151 | 2,101 | 2,165 | 2,243 |
| Social & Behav. | 1,026 | 1,090 | 1,263 | 1,443 | 1,811 | 1,764 | 1,932 | 2,084 | 2,261 | 2,322 | 2,252 | 2,340 | 2,350 |
| Univ. Studies | 0 | 0 | 0 | 0 | 25 | 25 | 24 | 23 | 8 | 11 | 11 | 20 | 27 |
| University Total | 4,295 | 4,768 | 5,369 | 6,100 | 7,082 | 7,192 | 8,020 | 8,615 | 8,864 | 8,967 | 8,845 | 9,015 | 9,361 |

| HEGIS | Disc. | 84-85 | 85-86 | 86-87 | 87-88 | 88-89 | 89-90 | 90-91 | 91-92 | 92-93 | 93-94 | 94-95 | 95-96 | 96-97 |
|-------|-------------|------------|------------|--------------|--------------|--------------|--------------|--------------|--------------|--------------|--------------|--------------|--------------|--------------|
| 05021 | ACCT | | 258 | 277 | 296 | 320 | 309 | 287 | 285 | 320 | 283 | 271 | 259 | 259 |
| 05011 | ADMN | 857 | 9 | 6 | 18 | 10 | 10 | 11 | 0 | 0 | 0 | | 0 | |
| 05041 | FIN | | 84 | 117 | 119 | 122 | 121 | 147 | 188 | 201 | 201 | 214 | 197 | 227 |
| 07021 | INFO | | 66 | 67 | 89 | 94 | 96 | 151 | 163 | 161 | 182 | 168 | 158 | 166 |
| 05061 | MGMT | | 265 | 288 | 329 | 365 | 341 | 362 | 390 | 368 | 385 | 385 | 362 | 346 |
| 05091 | MKTG | | 139 | 134 | 158 | 203 | 197 | 171 | 179 | 161 | 144 | 144 | 161 | 135 |
| 05072 | MSCI | | 79 | 95 | 94 | 123 | 119 | 108 | 133 | 120 | 126 | 95 | 94 | 77 |
| 21021 | PA | | 28 | 30 | 48 | 62 | 53 | 92 | 107 | 131 | 102 | 114 | 103 | 103 |
| 05064 | POM | | | | | | | | | | 11 | 13 | 7 | 11 |
| | Admn | 857 | 928 | 1,014 | 1,150 | 1,299 | 1,245 | 1,330 | 1,443 | 1,462 | 1,434 | 1,403 | 1,340 | 1,324 |
| 08271 | EADM | | 60 | 79 | 82 | 104 | 93 | 103 | 96 | 90 | 54 | 49 | 69 | 100 |
| 08011 | EADV | | | | | | | | | | | | 3 | 6 |
| 08261 | ECLG | | 79 | 78 | 75 | 103 | 90 | 98 | 71 | 65 | 57 | 62 | 67 | 64 |
| 08011 | EDUC | 488 | 106 | 151 | 180 | 237 | 230 | 223 | 238 | 171 | 160 | 72 | 111 | 65 |
| 08021 | EELB | | 143 | 193 | 236 | 261 | 295 | 369 | 385 | 360 | 361 | 420 | 402 | 531 |
| 08341 | EENV | | 0 | 0 | 0 | 3 | 6 | 7 | 6 | 6 | 5 | 6 | 4 | 3 |
| | EESL | | | | | | | | | | | | | |
| 08301 | ERDG | | 25 | 26 | 32 | 34 | 31 | 44 | 34 | 30 | 28 | 23 | 25 | 30 |
| 12221 | EREH | | 3 | 6 | 3 | 9 | 9 | 12 | 16 | 19 | 17 | 25 | 17 | 16 |
| 08031 | ESEC | | 105 | 114 | 100 | 94 | 78 | 130 | 122 | 109 | 103 | 189 | 164 | 242 |
| 08081 | ESPE | | 61 | 82 | 90 | 100 | 96 | 97 | 119 | 129 | 133 | 133 | 119 | 126 |
| 08991 | ETEC | | | | | | | | | 45 | 41 | 47 | 57 | 48 |
| 08395 | EVOC | | 19 | 24 | 37 | 37 | 41 | 20 | 37 | 24 | 41 | 22 | 47 | 37 |
| | Educ | 488 | 600 | 750 | 834 | 982 | 970 | 1,102 | 1,125 | 1,048 | 1,002 | 1,049 | 1,086 | 1,268 |

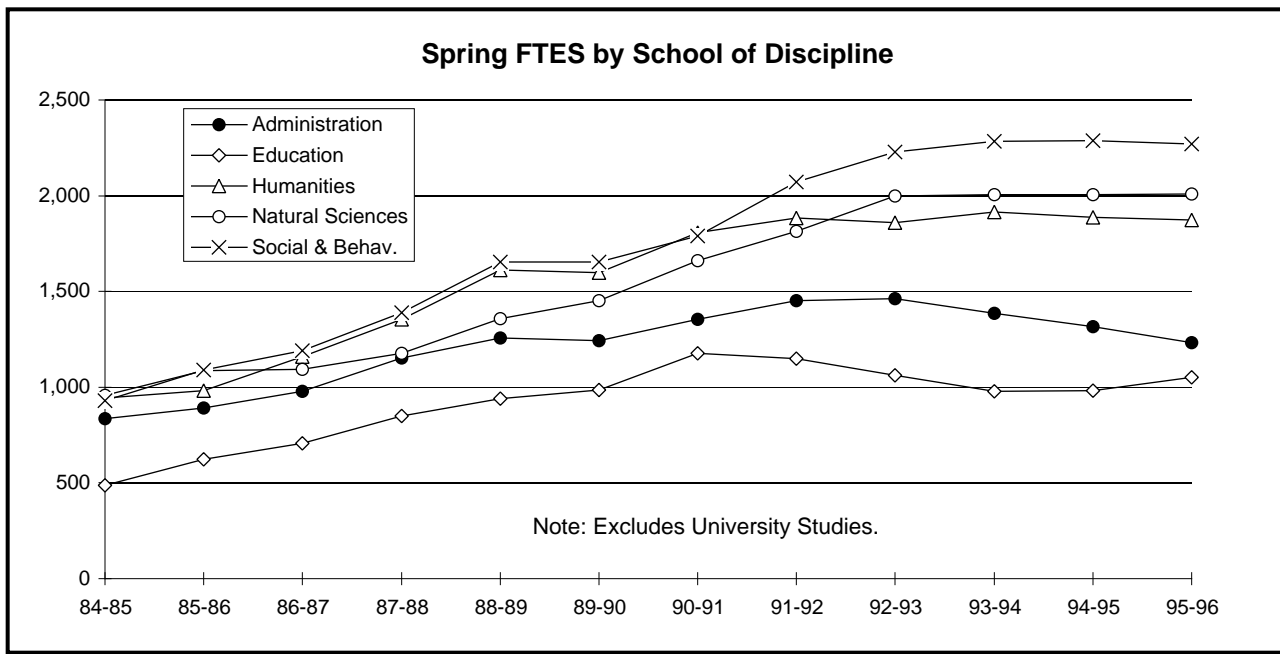
| HEGIS | Disc. | 84-85 | 85-86 | 86-87 | 87-88 | 88-89 | 89-90 | 90-91 | 91-92 | 92-93 | 93-94 | 94-95 | 95-96 | 96-97 |
|-------|-------------|--------------|--------------|--------------|--------------|--------------|--------------|--------------|--------------|--------------|--------------|--------------|--------------|--------------|
| 10021 | ART | 99 | 134 | 131 | 146 | 151 | 214 | 211 | 203 | 208 | 192 | 205 | 219 | 205 |
| 06011 | COMM | 62 | 79 | 103 | 114 | 142 | 204 | 227 | 249 | 254 | 250 | 297 | 301 | 323 |
| 10081 | DAN | | | | | | | | | | 3 | 7 | 15 | 26 |
| 15011 | ENG | 316 | 345 | 391 | 469 | 569 | 569 | 653 | 697 | 685 | 649 | 632 | 621 | 673 |
| 11011 | FLAN | 11 | 22 | 21 | 30 | 46 | 34 | 43 | 27 | 16 | 25 | 19 | 22 | 21 |
| 11021 | FREN | 51 | 63 | 63 | 66 | 70 | 54 | 47 | 72 | 50 | 72 | 58 | 67 | 56 |
| 11031 | GER | 19 | 23 | 24 | 25 | 28 | 24 | 22 | 21 | 18 | 12 | 13 | 15 | 14 |
| 15991 | HUM | 82 | 103 | 113 | 187 | 96 | 119 | 192 | 243 | 243 | 277 | 183 | 199 | 175 |
| 49034 | IS | 23 | 13 | 28 | 26 | 19 | 7 | 3 | 6 | 1 | 1 | 2 | 1 | 1 |
| 10051 | MUS | 68 | 54 | 58 | 80 | 96 | 93 | 91 | 81 | 81 | 78 | 60 | 73 | 75 |
| 15091 | PHIL | 91 | 96 | 104 | 110 | 134 | 128 | 140 | 129 | 178 | 203 | 214 | 203 | 201 |
| 11051 | SPAN | 76 | 89 | 99 | 115 | 127 | 125 | 144 | 148 | 161 | 203 | 248 | 234 | 277 |
| 10071 | TA | 32 | 39 | 41 | 33 | 79 | 76 | 94 | 91 | 81 | 84 | 92 | 94 | 101 |
| | Hum | 929 | 1,060 | 1,176 | 1,399 | 1,557 | 1,647 | 1,867 | 1,966 | 1,979 | 2,048 | 2,030 | 2,064 | 2,149 |
| 04011 | BIOL | 83 | 105 | 112 | 128 | 143 | 179 | 214 | 209 | 268 | 282 | 259 | 269 | 260 |
| 19051 | CHEM | 67 | 60 | 68 | 73 | 91 | 131 | 153 | 187 | 206 | 219 | 227 | 215 | 201 |
| 07011 | CSCI | 167 | 153 | 130 | 158 | 149 | 130 | 123 | 138 | 159 | 142 | 168 | 158 | 167 |
| 19141 | GEOG | | | 17 | 24 | 25 | 46 | 40 | 48 | 51 | 46 | 58 | 52 | 41 |
| 12011 | HSCI | 85 | 106 | 114 | 137 | 166 | 173 | 191 | 195 | 179 | 200 | 206 | 209 | 261 |
| 08394 | ITEC | | | | 1 | 3 | 9 | 9 | 17 | 0 | 0 | | 0 | |
| 17011 | MATH | 251 | 284 | 303 | 312 | 329 | 341 | 402 | 483 | 590 | 623 | 554 | 590 | 625 |
| 49021 | NSCI | 134 | 158 | 179 | 202 | 231 | 196 | 250 | 287 | 260 | 249 | 212 | 240 | 211 |
| 12031 | NURS | 43 | 50 | 53 | 33 | 39 | 38 | 56 | 80 | 94 | 97 | 104 | 103 | 112 |
| 13061 | NUTR | | | | | | | | 0 | 0 | 0 | | 0 | |
| 08351 | PE | 135 | 147 | 153 | 173 | 187 | 221 | 240 | 248 | 222 | 219 | 235 | 255 | 289 |
| 19021 | PHYS | 28 | 28 | 34 | 33 | 46 | 77 | 87 | 80 | 75 | 73 | 77 | 74 | 76 |
| | NSci | 995 | 1,090 | 1,165 | 1,273 | 1,408 | 1,540 | 1,765 | 1,973 | 2,105 | 2,151 | 2,101 | 2,165 | 2,243 |
| 22021 | ANTH | 70 | 59 | 64 | 62 | 87 | 81 | 94 | 77 | 117 | 97 | 100 | 75 | 96 |
| 18031 | AS | | | | | | | | | | 1 | 4 | 5 | 5 |
| 21051 | CJUS | 39 | 40 | 60 | 78 | 97 | 81 | 109 | 121 | 126 | 137 | 144 | 148 | 182 |
| 22041 | ECON | 100 | 105 | 129 | 151 | 158 | 164 | 165 | 143 | 136 | 161 | 136 | 118 | 129 |
| 22991 | ES | | | | | | | | 6 | 0 | 2 | 9 | 13 | 10 |
| 22061 | GEOG | 64 | 65 | 67 | 64 | 85 | 88 | 88 | 92 | 94 | 79 | 60 | 69 | 66 |
| 20993 | HD | | | | | | | | 9 | 10 | 17 | 29 | 26 | 22 |
| 22051 | HIST | 52 | 75 | 79 | 81 | 91 | 93 | 90 | 140 | 223 | 249 | 241 | 248 | 277 |
| 18011 | MILS | 3 | 3 | 3 | 4 | 4 | 8 | 5 | 5 | 7 | 3 | 3 | 6 | 6 |
| 19991 | PLST | 22 | 25 | 26 | 22 | 37 | 39 | 57 | 49 | 43 | 29 | 28 | 17 | 16 |
| 22071 | PSCI | 131 | 144 | 156 | 176 | 198 | 188 | 252 | 217 | 246 | 233 | 202 | 216 | 186 |
| 20011 | PSYC | 266 | 273 | 330 | 425 | 511 | 556 | 562 | 604 | 669 | 682 | 660 | 717 | 717 |
| 22081 | SOC | 108 | 120 | 143 | 109 | 172 | 124 | 168 | 186 | 195 | 217 | 212 | 227 | 224 |
| 22011 | SSCI | 172 | 182 | 207 | 273 | 366 | 303 | 265 | 350 | 300 | 306 | 332 | 352 | 317 |
| 21041 | SW | | | | | | 33 | 68 | 75 | 94 | 98 | 87 | 93 | 88 |
| 49991 | WSTD | | | | | 4 | 7 | 9 | 10 | 0 | 11 | 5 | 10 | 9 |
| | SBS | 1,026 | 1,090 | 1,263 | 1,443 | 1,811 | 1,764 | 1,932 | 2,084 | 2,261 | 2,322 | 2,252 | 2,340 | 2,350 |
| 49992 | HON | | | | | | | 4 | 5 | 2 | 0 | 0 | 5 | 5 |
| | NSE | 0 | 0 | 0 | 0 | 0 | 0 | 0 | 0 | 0 | 0 | 0 | 0 | 1 |
| 49013 | USTD | | | | | 25 | 25 | 20 | 18 | 7 | 10 | 11 | 14 | 21 |
| | USTD | 0 | 0 | 0 | 0 | 25 | 25 | 24 | 23 | 8 | 11 | 11 | 20 | 27 |
| | UNIV | 4,295 | 4,768 | 5,369 | 6,100 | 7,082 | 7,192 | 8,020 | 8,615 | 8,864 | 8,967 | 8,845 | 9,015 | 9,361 |



| School | 84-85 | 85-86 | 86-87 | 87-88 | 88-89 | 89-90 | 90-91 | 91-92 | 92-93 | 93-94 | 94-95 | 95-96 | 96-97 |
|-------------------------|--------------|--------------|--------------|--------------|--------------|--------------|--------------|--------------|--------------|--------------|--------------|--------------|-------------|
| Administration | 20.0 | 19.5 | 18.9 | 18.9 | 18.3 | 17.3 | 16.6 | 16.8 | 16.5 | 16.0 | 15.9 | 14.9 | 14.1 |
| Education | 11.4 | 12.6 | 14.0 | 13.7 | 13.9 | 13.5 | 13.7 | 13.1 | 11.8 | 11.2 | 11.9 | 12.0 | 13.5 |
| Humanities | 21.6 | 22.2 | 21.9 | 22.9 | 22.0 | 22.9 | 23.3 | 22.8 | 22.3 | 22.8 | 22.9 | 22.9 | 23.0 |
| Natural Sciences | 23.2 | 22.9 | 21.7 | 20.9 | 19.9 | 21.4 | 22.0 | 22.9 | 23.8 | 24.0 | 23.8 | 24.0 | 24.0 |
| Social & Behav. | 23.9 | 22.9 | 23.5 | 23.7 | 25.6 | 24.5 | 24.1 | 24.2 | 25.5 | 25.9 | 25.5 | 26.0 | 25.1 |
| Univ. Studies | .0 | .0 | .0 | .0 | .4 | .3 | .3 | .3 | .1 | .1 | .1 | .2 | .2 |
| University Total | 100.0 | 100.0 | 100.0 | 100.0 | 100.0 | 100.0 | 100.0 | 100.0 | 100.0 | 100.0 | 100.0 | 100.0 | 99.9 |

| HEGIS | Disc. | 84-85 | 85-86 | 86-87 | 87-88 | 88-89 | 89-90 | 90-91 | 91-92 | 92-93 | 93-94 | 94-95 | 95-96 | 96-97 |
|-------|-------------|-------------|-------------|-------------|-------------|-------------|-------------|-------------|-------------|-------------|-------------|-------------|-------------|-------------|
| 05021 | ACCT | .0 | 5.4 | 5.2 | 4.8 | 4.5 | 4.3 | 3.6 | 3.3 | 3.6 | 3.2 | 3.1 | 2.9 | 2.8 |
| 05011 | ADMN | 20.0 | .2 | .1 | .3 | .1 | .1 | .1 | .0 | .0 | .0 | .0 | .0 | .0 |
| 05041 | FIN | .0 | 1.8 | 2.2 | 1.9 | 1.7 | 1.7 | 1.8 | 2.2 | 2.3 | 2.2 | 2.4 | 2.2 | 2.4 |
| 07021 | INFO | .0 | 1.4 | 1.2 | 1.5 | 1.3 | 1.3 | 1.9 | 1.9 | 1.8 | 2.0 | 1.9 | 1.8 | 1.8 |
| 05061 | MGMT | .0 | 5.6 | 5.4 | 5.4 | 5.2 | 4.7 | 4.5 | 4.5 | 4.2 | 4.3 | 4.4 | 4.0 | 3.7 |
| 05091 | MKTG | .0 | 2.9 | 2.5 | 2.6 | 2.9 | 2.7 | 2.1 | 2.1 | 1.8 | 1.6 | 1.6 | 1.8 | 1.4 |
| 05072 | MSCI | .0 | 1.6 | 1.8 | 1.5 | 1.7 | 1.6 | 1.4 | 1.5 | 1.4 | 1.4 | 1.1 | 1.0 | .8 |
| 21021 | PA | .0 | .6 | .6 | .8 | .9 | .7 | 1.2 | 1.2 | 1.5 | 1.1 | 1.3 | 1.1 | 1.1 |
| 05064 | POM | .0 | .0 | .0 | .0 | .0 | .0 | .0 | .0 | .0 | .1 | .1 | .1 | .1 |
| | Admn | 20.0 | 19.5 | 18.9 | 18.9 | 18.3 | 17.3 | 16.6 | 16.8 | 16.5 | 16.0 | 15.9 | 14.9 | 14.1 |
| 08271 | EADM | .0 | 1.3 | 1.5 | 1.3 | 1.5 | 1.3 | 1.3 | 1.1 | 1.0 | .6 | .6 | .8 | 1.1 |
| 08011 | EADV | .0 | .0 | .0 | .0 | .0 | .0 | .0 | .0 | .0 | .0 | .0 | .0 | .1 |
| 08261 | ECLG | .0 | 1.7 | 1.4 | 1.2 | 1.5 | 1.3 | 1.2 | .8 | .7 | .6 | .7 | .7 | .7 |
| 08011 | EDUC | 11.4 | 2.2 | 2.8 | 3.0 | 3.3 | 3.2 | 2.8 | 2.8 | 1.9 | 1.8 | .8 | 1.2 | .7 |
| 08021 | EELB | .0 | 3.0 | 3.6 | 3.9 | 3.7 | 4.1 | 4.6 | 4.5 | 4.1 | 4.0 | 4.7 | 4.5 | 5.7 |
| 08341 | EENV | .0 | .0 | .0 | .0 | .0 | .1 | .1 | .1 | .1 | .1 | .1 | .0 | .0 |
| | EESL | .0 | .0 | .0 | .0 | .0 | .0 | .0 | .0 | .0 | .0 | .0 | .0 | .0 |
| 08301 | ERDG | .0 | .5 | .5 | .5 | .5 | .4 | .5 | .4 | .3 | .3 | .3 | .3 | .3 |
| 12221 | EREH | .0 | .1 | .1 | .1 | .1 | .1 | .1 | .2 | .2 | .2 | .3 | .2 | .2 |
| 08031 | ESEC | .0 | 2.2 | 2.1 | 1.6 | 1.3 | 1.1 | 1.6 | 1.4 | 1.2 | 1.2 | 2.1 | 1.8 | 2.6 |
| 08081 | ESPE | .0 | 1.3 | 1.5 | 1.5 | 1.4 | 1.3 | 1.2 | 1.4 | 1.5 | 1.5 | 1.5 | 1.3 | 1.4 |
| 08991 | ETEC | .0 | .0 | .0 | .0 | .0 | .0 | .0 | .0 | .5 | .5 | .5 | .6 | .5 |
| 08395 | EVOC | .0 | .4 | .4 | .6 | .5 | .6 | .3 | .4 | .3 | .5 | .3 | .5 | .4 |
| | Educ | 11.4 | 12.6 | 14.0 | 13.7 | 13.9 | 13.5 | 13.7 | 13.1 | 11.8 | 11.2 | 11.9 | 12.0 | 13.5 |

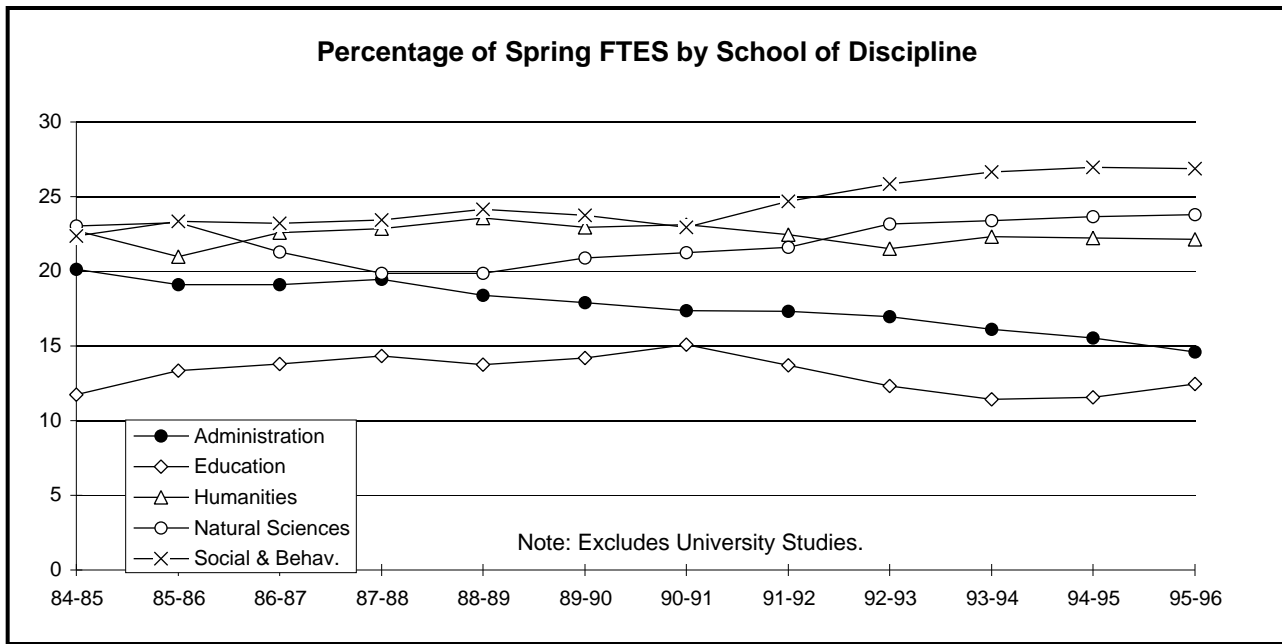
| HEGIS | Disc. | 84-85 | 85-86 | 86-87 | 87-88 | 88-89 | 89-90 | 90-91 | 91-92 | 92-93 | 93-94 | 94-95 | 95-96 | 96-97 |
|-------|-------------|--------------|--------------|--------------|--------------|--------------|--------------|--------------|--------------|--------------|--------------|--------------|--------------|--------------|
| 10021 | ART | 2.3 | 2.8 | 2.4 | 2.4 | 2.1 | 3.0 | 2.6 | 2.4 | 2.3 | 2.1 | 2.3 | 2.4 | 2.2 |
| 06011 | COMM | 1.5 | 1.7 | 1.9 | 1.9 | 2.0 | 2.8 | 2.8 | 2.9 | 2.9 | 2.8 | 3.4 | 3.3 | 3.5 |
| 10081 | DAN | .0 | .0 | .0 | .0 | .0 | .0 | .0 | .0 | .0 | .0 | .1 | .2 | .3 |
| 15011 | ENG | 7.3 | 7.2 | 7.3 | 7.7 | 8.0 | 7.9 | 8.1 | 8.1 | 7.7 | 7.2 | 7.1 | 6.9 | 7.2 |
| 11011 | FLAN | .2 | .5 | .4 | .5 | .7 | .5 | .5 | .3 | .2 | .3 | .2 | .2 | .2 |
| 11021 | FREN | 1.2 | 1.3 | 1.2 | 1.1 | 1.0 | .8 | .6 | .8 | .6 | .8 | .7 | .7 | .6 |
| 11031 | GER | .4 | .5 | .4 | .4 | .4 | .3 | .3 | .2 | .2 | .1 | .1 | .2 | .1 |
| 15991 | HUM | 1.9 | 2.2 | 2.1 | 3.1 | 1.4 | 1.7 | 2.4 | 2.8 | 2.7 | 3.1 | 2.1 | 2.2 | 1.9 |
| 49034 | IS | .5 | .3 | .5 | .4 | .3 | .1 | .0 | .1 | .0 | .0 | .0 | .0 | .0 |
| 10051 | MUS | 1.6 | 1.1 | 1.1 | 1.3 | 1.4 | 1.3 | 1.1 | .9 | .9 | .9 | .7 | .8 | .8 |
| 15091 | PHIL | 2.1 | 2.0 | 1.9 | 1.8 | 1.9 | 1.8 | 1.7 | 1.5 | 2.0 | 2.3 | 2.4 | 2.2 | 2.1 |
| 11051 | SPAN | 1.8 | 1.9 | 1.9 | 1.9 | 1.8 | 1.7 | 1.8 | 1.7 | 1.8 | 2.3 | 2.8 | 2.6 | 3.0 |
| 10071 | TA | .8 | .8 | .8 | .5 | 1.1 | 1.1 | 1.2 | 1.1 | .9 | .9 | 1.0 | 1.0 | 1.1 |
| | Hum | 21.6 | 22.2 | 21.9 | 22.9 | 22.0 | 22.9 | 23.3 | 22.8 | 22.3 | 22.8 | 22.9 | 22.9 | 23.0 |
| 04011 | BIOL | 1.9 | 2.2 | 2.1 | 2.1 | 2.0 | 2.5 | 2.7 | 2.4 | 3.0 | 3.1 | 2.9 | 3.0 | 2.8 |
| 19051 | CHEM | 1.6 | 1.3 | 1.3 | 1.2 | 1.3 | 1.8 | 1.9 | 2.2 | 2.3 | 2.4 | 2.6 | 2.4 | 2.1 |
| 07011 | CSCI | 3.9 | 3.2 | 2.4 | 2.6 | 2.1 | 1.8 | 1.5 | 1.6 | 1.8 | 1.6 | 1.9 | 1.8 | 1.8 |
| 19141 | GEOG | .0 | .0 | .3 | .4 | .4 | .6 | .5 | .6 | .6 | .5 | .7 | .6 | .4 |
| 12011 | HSCI | 2.0 | 2.2 | 2.1 | 2.2 | 2.3 | 2.4 | 2.4 | 2.3 | 2.0 | 2.2 | 2.3 | 2.3 | 2.8 |
| 08394 | ITEC | .0 | .0 | .0 | .0 | .0 | .1 | .1 | .2 | .0 | .0 | .0 | .0 | .0 |
| 17011 | MATH | 5.8 | 5.9 | 5.6 | 5.1 | 4.6 | 4.7 | 5.0 | 5.6 | 6.7 | 7.0 | 6.3 | 6.5 | 6.7 |
| 49021 | NSCI | 3.1 | 3.3 | 3.3 | 3.3 | 3.3 | 2.7 | 3.1 | 3.3 | 2.9 | 2.8 | 2.4 | 2.7 | 2.3 |
| 12031 | NURS | 1.0 | 1.0 | 1.0 | .5 | .5 | .5 | .7 | .9 | 1.1 | 1.1 | 1.2 | 1.1 | 1.2 |
| 13061 | NUTR | .0 | .0 | .0 | .0 | .0 | .0 | .0 | .0 | .0 | .0 | .0 | .0 | .0 |
| 08351 | PE | 3.1 | 3.1 | 2.8 | 2.8 | 2.6 | 3.1 | 3.0 | 2.9 | 2.5 | 2.4 | 2.7 | 2.8 | 3.1 |
| 19021 | PHYS | .7 | .6 | .6 | .5 | .6 | 1.1 | 1.1 | .9 | .8 | .8 | .9 | .8 | .8 |
| | NSci | 23.2 | 22.9 | 21.7 | 20.9 | 19.9 | 21.4 | 22.0 | 22.9 | 23.8 | 24.0 | 23.8 | 24.0 | 24.0 |
| 22021 | ANTH | 1.6 | 1.2 | 1.2 | 1.0 | 1.2 | 1.1 | 1.2 | .9 | 1.3 | 1.1 | 1.1 | .8 | 1.0 |
| 18031 | AS | .0 | .0 | .0 | .0 | .0 | .0 | .0 | .0 | .0 | .0 | .0 | .1 | .0 |
| 21051 | CJUS | .9 | .8 | 1.1 | 1.3 | 1.4 | 1.1 | 1.4 | 1.4 | 1.4 | 1.5 | 1.6 | 1.6 | 1.9 |
| 22041 | ECON | 2.3 | 2.2 | 2.4 | 2.5 | 2.2 | 2.3 | 2.1 | 1.7 | 1.5 | 1.8 | 1.5 | 1.3 | 1.4 |
| 22991 | ES | .0 | .0 | .0 | .0 | .0 | .0 | .0 | .1 | .0 | .0 | .1 | .1 | .1 |
| 22061 | GEOG | 1.5 | 1.4 | 1.2 | 1.0 | 1.2 | 1.2 | 1.1 | 1.1 | 1.1 | .9 | .7 | .8 | .7 |
| 20993 | HD | .0 | .0 | .0 | .0 | .0 | .0 | .0 | .1 | .1 | .2 | .3 | .3 | .2 |
| 22051 | HIST | 1.2 | 1.6 | 1.5 | 1.3 | 1.3 | 1.3 | 1.1 | 1.6 | 2.5 | 2.8 | 2.7 | 2.7 | 3.0 |
| 18011 | MILS | .1 | .1 | .0 | .1 | .1 | .1 | .1 | .1 | .1 | .0 | .0 | .1 | .1 |
| 19991 | PLST | .5 | .5 | .5 | .4 | .5 | .5 | .7 | .6 | .5 | .3 | .3 | .2 | .2 |
| 22071 | PSCI | 3.0 | 3.0 | 2.9 | 2.9 | 2.8 | 2.6 | 3.1 | 2.5 | 2.8 | 2.6 | 2.3 | 2.4 | 2.0 |
| 20011 | PSYC | 6.2 | 5.7 | 6.1 | 7.0 | 7.2 | 7.7 | 7.0 | 7.0 | 7.5 | 7.6 | 7.5 | 8.0 | 7.7 |
| 22081 | SOC | 2.5 | 2.5 | 2.7 | 1.8 | 2.4 | 1.7 | 2.1 | 2.2 | 2.2 | 2.4 | 2.4 | 2.5 | 2.4 |
| 22011 | SSCI | 4.0 | 3.8 | 3.8 | 4.5 | 5.2 | 4.2 | 3.3 | 4.1 | 3.4 | 3.4 | 3.8 | 3.9 | 3.4 |
| 21041 | SW | .0 | .0 | .0 | .0 | .0 | .5 | .9 | .9 | 1.1 | 1.1 | 1.0 | 1.0 | .9 |
| 49991 | WSTD | .0 | .0 | .0 | .0 | .1 | .1 | .1 | .1 | .0 | .1 | .1 | .1 | .1 |
| | SBS | 23.9 | 22.9 | 23.5 | 23.7 | 25.6 | 24.5 | 24.1 | 24.2 | 25.5 | 25.9 | 25.5 | 26.0 | 25.1 |
| 49992 | HON | .0 | .0 | .0 | .0 | .0 | .0 | .1 | .1 | .0 | .0 | .0 | .1 | .1 |
| | NSE | .0 | .0 | .0 | .0 | .0 | .0 | .0 | .0 | .0 | .0 | .0 | .0 | .0 |
| 49013 | USTD | .0 | .0 | .0 | .0 | .4 | .3 | .2 | .2 | .1 | .1 | .1 | .2 | .2 |
| | USTD | .0 | .0 | .0 | .0 | .4 | .3 | .3 | .3 | .1 | .1 | .1 | .2 | .3 |
| | UNIV | 100.0 | 100.0 | 100.0 | 100.0 | 100.0 | 100.0 | 100.0 | 100.0 | 100.0 | 100.0 | 100.0 | 100.0 | 100.0 |



| School | 84-85 | 85-86 | 86-87 | 87-88 | 88-89 | 89-90 | 90-91 | 91-92 | 92-93 | 93-94 | 94-95 | 95-96 | 96-97 |
|-------------------------|--------------|--------------|--------------|--------------|--------------|--------------|--------------|--------------|--------------|--------------|--------------|--------------|--------------|
| Administration | 837 | 892 | 980 | 1,154 | 1,258 | 1,244 | 1,356 | 1,454 | 1,464 | 1,384 | 1,317 | 1,234 | 1,216 |
| Education | 489 | 624 | 707 | 851 | 939 | 986 | 1,178 | 1,148 | 1,063 | 980 | 982 | 1,053 | 1,353 |
| Humanities | 945 | 980 | 1,158 | 1,356 | 1,613 | 1,597 | 1,807 | 1,884 | 1,858 | 1,914 | 1,888 | 1,872 | 2,088 |
| Natural Sciences | 958 | 1,086 | 1,092 | 1,176 | 1,358 | 1,453 | 1,659 | 1,814 | 2,000 | 2,006 | 2,006 | 2,010 | 2,157 |
| Social & Behav. | 931 | 1,091 | 1,192 | 1,390 | 1,653 | 1,652 | 1,791 | 2,073 | 2,230 | 2,286 | 2,287 | 2,270 | 2,404 |
| Univ. Studies | 0 | 0 | 0 | 0 | 19 | 22 | 20 | 19 | 17 | 10 | 6 | 10 | 24 |
| University Total | 4,159 | 4,674 | 5,129 | 5,927 | 6,841 | 6,954 | 7,811 | 8,391 | 8,632 | 8,580 | 8,486 | 8,449 | 9,242 |

| HEGIS | Disc. | 84-85 | 85-86 | 86-87 | 87-88 | 88-89 | 89-90 | 90-91 | 91-92 | 92-93 | 93-94 | 94-95 | 95-96 | 96-97 |
|-------|-------------|------------|------------|------------|--------------|--------------|--------------|--------------|--------------|--------------|--------------|--------------|--------------|--------------|
| 05021 | ACCT | | 209 | 265 | 282 | 326 | 270 | 304 | 288 | 294 | 282 | 264 | 249 | 231 |
| 05011 | ADMN | 837 | 7 | 9 | 17 | 13 | 9 | 10 | 0 | 0 | 0 | 0 | 0 | 0 |
| 05041 | FIN | | 97 | 116 | 124 | 131 | 136 | 172 | 174 | 186 | 197 | 208 | 202 | 181 |
| 07021 | INFO | | 63 | 59 | 80 | 95 | 133 | 145 | 190 | 176 | 165 | 149 | 148 | 151 |
| 05061 | MGMT | | 274 | 269 | 342 | 354 | 331 | 354 | 371 | 368 | 343 | 320 | 315 | 326 |
| 05091 | MKTG | | 120 | 147 | 161 | 173 | 190 | 176 | 186 | 204 | 170 | 161 | 146 | 153 |
| 05072 | MSCI | | 98 | 85 | 101 | 114 | 109 | 94 | 134 | 121 | 120 | 103 | 83 | 78 |
| 21021 | PA | | 23 | 30 | 46 | 53 | 65 | 100 | 112 | 117 | 101 | 105 | 82 | 83 |
| 05064 | POM | | | | | | | | | | 6 | 8 | 9 | 12 |
| | Admn | 837 | 892 | 980 | 1,154 | 1,258 | 1,244 | 1,356 | 1,454 | 1,464 | 1,384 | 1,317 | 1,234 | 1,216 |
| 08271 | EADM | | 69 | 84 | 92 | 101 | 98 | 97 | 95 | 79 | 61 | 62 | 73 | 111 |
| 08011 | EADV | | | | | | | | | | | | 3 | 5 |
| 08261 | ECLG | | 67 | 83 | 73 | 96 | 95 | 96 | 74 | 69 | 68 | 69 | 79 | 88 |
| 08011 | EDUC | 489 | 130 | 127 | 189 | 220 | 215 | 265 | 275 | 169 | 217 | 73 | 91 | 94 |
| 08021 | EELB | | 156 | 172 | 228 | 230 | 301 | 373 | 357 | 346 | 286 | 344 | 348 | 566 |
| 08341 | EENV | | 0 | 0 | 5 | 6 | 5 | 9 | 7 | 4 | 7 | 6 | 6 | 3 |
| | EESL | | | | | | | | | | | | | 8 |
| 08301 | ERDG | | 24 | 28 | 28 | 36 | 36 | 39 | 35 | 32 | 28 | 27 | 31 | 26 |
| 12221 | EREH | | 6 | 6 | 10 | 12 | 7 | 9 | 12 | 12 | 11 | 19 | 19 | 10 |
| 08031 | ESEC | | 81 | 93 | 91 | 93 | 98 | 124 | 124 | 126 | 75 | 156 | 156 | 193 |
| 08081 | ESPE | | 65 | 94 | 97 | 115 | 100 | 122 | 138 | 151 | 146 | 132 | 138 | 160 |
| 08991 | ETEC | | | | | | | | 7 | 41 | 51 | 66 | 77 | 49 |
| 08395 | EVOC | | 26 | 22 | 38 | 32 | 31 | 44 | 26 | 35 | 29 | 26 | 33 | 39 |
| | Educ | 489 | 624 | 707 | 851 | 939 | 986 | 1,178 | 1,148 | 1,063 | 980 | 982 | 1,053 | 1,353 |

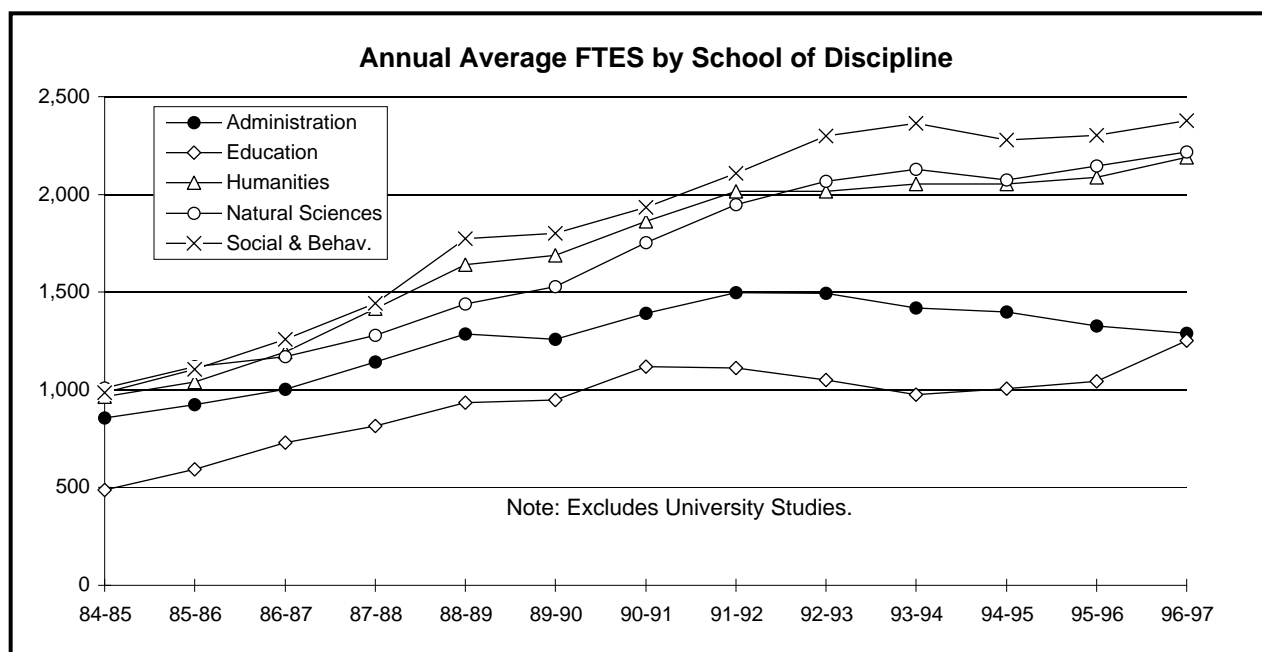
| HEGIS | Disc. | 84-85 | 85-86 | 86-87 | 87-88 | 88-89 | 89-90 | 90-91 | 91-92 | 92-93 | 93-94 | 94-95 | 95-96 | 96-97 |
|-------|-------------|--------------|--------------|--------------|--------------|--------------|--------------|--------------|--------------|--------------|--------------|--------------|--------------|--------------|
| 10021 | ART | 106 | 114 | 120 | 181 | 217 | 227 | 200 | 223 | 228 | 229 | 214 | 208 | 230 |
| 06011 | COMM | 52 | 85 | 69 | 103 | 127 | 201 | 226 | 252 | 257 | 255 | 267 | 255 | 295 |
| 10081 | DAN | | | | | | | | | | 5 | 13 | 18 | 25 |
| 15011 | ENG | 293 | 322 | 385 | 438 | 542 | 542 | 597 | 637 | 619 | 611 | 577 | 544 | 613 |
| 11011 | FLAN | 22 | 20 | 26 | 24 | 26 | 30 | 35 | 22 | 19 | 28 | 22 | 16 | 14 |
| 11021 | FREN | 52 | 64 | 57 | 62 | 56 | 38 | 48 | 60 | 47 | 59 | 55 | 59 | 55 |
| 11031 | GER | 8 | 12 | 8 | 14 | 18 | 12 | 11 | 14 | 10 | 7 | 8 | 12 | 15 |
| 15991 | HUM | 103 | 100 | 139 | 163 | 214 | 205 | 269 | 263 | 219 | 241 | 255 | 223 | 281 |
| 49034 | IS | 18 | 17 | 22 | 30 | 22 | 5 | 5 | 6 | 6 | 0 | 1 | 2 | 2 |
| 10051 | MUS | 116 | 54 | 108 | 83 | 94 | 58 | 82 | 46 | 56 | 62 | 61 | 61 | 92 |
| 15091 | PHIL | 87 | 91 | 82 | 106 | 116 | 121 | 139 | 150 | 165 | 188 | 132 | 156 | 147 |
| 11051 | SPAN | 51 | 65 | 98 | 105 | 129 | 96 | 129 | 146 | 149 | 169 | 214 | 218 | 223 |
| 10071 | TA | 35 | 36 | 44 | 46 | 53 | 63 | 67 | 65 | 84 | 58 | 68 | 102 | 96 |
| | Hum | 945 | 980 | 1,158 | 1,356 | 1,613 | 1,597 | 1,807 | 1,884 | 1,858 | 1,914 | 1,888 | 1,872 | 2,088 |
| 04011 | BIOL | 85 | 95 | 90 | 112 | 118 | 194 | 193 | 204 | 273 | 293 | 278 | 223 | 235 |
| 19051 | CHEM | 41 | 51 | 60 | 55 | 73 | 99 | 102 | 155 | 181 | 182 | 187 | 182 | 184 |
| 07011 | CSCI | 143 | 134 | 131 | 140 | 136 | 124 | 139 | 131 | 151 | 132 | 156 | 162 | 173 |
| 19141 | GEOG | | | 11 | 18 | 20 | 40 | 38 | 30 | 39 | 46 | 47 | 47 | 48 |
| 12011 | HSCI | 126 | 136 | 137 | 168 | 167 | 191 | 186 | 180 | 190 | 218 | 201 | 201 | 238 |
| 08394 | ITEC | | | | | 7 | 8 | 15 | 19 | 0 | 0 | 0 | 0 | 0 |
| 17011 | MATH | 221 | 234 | 262 | 247 | 302 | 295 | 370 | 435 | 547 | 488 | 509 | 561 | 587 |
| 49021 | NSCI | 121 | 213 | 165 | 207 | 266 | 203 | 261 | 262 | 252 | 242 | 238 | 236 | 226 |
| 12031 | NURS | 42 | 33 | 28 | 26 | 37 | 34 | 59 | 80 | 78 | 88 | 97 | 95 | 112 |
| 13061 | NUTR | | | | | | | | | | 0 | | 0 | 0 |
| 08351 | PE | 142 | 162 | 181 | 179 | 197 | 230 | 257 | 261 | 237 | 231 | 224 | 243 | 276 |
| 19021 | PHYS | 38 | 28 | 28 | 24 | 36 | 33 | 40 | 58 | 51 | 86 | 70 | 60 | 79 |
| | NSci | 958 | 1,086 | 1,092 | 1,176 | 1,358 | 1,453 | 1,659 | 1,814 | 2,000 | 2,006 | 2,006 | 2,010 | 2,157 |
| 22021 | ANTH | 59 | 57 | 56 | 70 | 83 | 76 | 59 | 68 | 64 | 84 | 78 | 88 | 103 |
| 18031 | AS | | | | | | | | | | 1 | 4 | 5 | 4 |
| 21051 | CJUS | 41 | 31 | 54 | 63 | 87 | 79 | 101 | 109 | 135 | 132 | 137 | 139 | 165 |
| 22041 | ECON | 89 | 114 | 105 | 143 | 157 | 164 | 157 | 156 | 146 | 144 | 125 | 106 | 110 |
| 22991 | ES | | | | | | | 4 | 5 | 7 | 6 | 13 | 9 | 10 |
| 22061 | GEOG | 38 | 56 | 64 | 71 | 88 | 105 | 96 | 90 | 76 | 82 | 95 | 82 | 86 |
| 20993 | HD | | | | | | | | 10 | 24 | 20 | 21 | 37 | 27 |
| 22051 | HIST | 62 | 80 | 80 | 97 | 95 | 90 | 116 | 142 | 264 | 323 | 270 | 217 | 315 |
| 18011 | MILS | 3 | 3 | 3 | 4 | 4 | 11 | 6 | 5 | 6 | 3 | 2 | 5 | 5 |
| 19991 | PLST | 19 | 17 | 25 | 21 | 36 | 33 | 45 | 63 | 46 | 26 | 23 | 20 | 11 |
| 22071 | PSCI | 130 | 137 | 148 | 163 | 218 | 165 | 189 | 188 | 227 | 198 | 189 | 210 | 188 |
| 20011 | PSYC | 246 | 275 | 352 | 435 | 542 | 486 | 536 | 636 | 642 | 692 | 704 | 684 | 708 |
| 22081 | SOC | 93 | 105 | 101 | 127 | 119 | 105 | 179 | 169 | 215 | 201 | 235 | 221 | 213 |
| 22011 | SSCI | 149 | 217 | 204 | 198 | 215 | 302 | 226 | 351 | 278 | 282 | 298 | 352 | 364 |
| 21041 | SW | | | | | | 33 | 67 | 72 | 84 | 86 | 85 | 92 | 86 |
| 49991 | WSTD | | | | | 9 | 4 | 10 | 11 | 15 | 4 | 8 | 3 | 9 |
| | SBS | 931 | 1,091 | 1,192 | 1,390 | 1,653 | 1,652 | 1,791 | 2,073 | 2,230 | 2,286 | 2,287 | 2,270 | 2,404 |
| 49992 | HON | | | | | | | 4 | 5 | 2 | 1 | 1 | 6 | 5 |
| | NSE | 0 | 0 | 0 | 0 | 0 | 0 | 0 | 0 | 0 | 0 | 0 | 0 | 4 |
| 49013 | USTD | | | | | 19 | 22 | 16 | 14 | 15 | 9 | 5 | 4 | 14 |
| | USTD | 0 | 0 | 0 | 0 | 19 | 22 | 20 | 19 | 17 | 10 | 6 | 10 | 24 |
| | UNIV | 4,159 | 4,674 | 5,129 | 5,927 | 6,841 | 6,954 | 7,811 | 8,391 | 8,632 | 8,580 | 8,486 | 8,449 | 9,242 |



| School | 84-85 | 85-86 | 86-87 | 87-88 | 88-89 | 89-90 | 90-91 | 91-92 | 92-93 | 93-94 | 94-95 | 95-96 | 96-97 |
|-------------------------|--------------|--------------|--------------|--------------|--------------|--------------|--------------|--------------|--------------|--------------|--------------|--------------|--------------|
| Administration | 20.1 | 19.1 | 19.1 | 19.5 | 18.4 | 17.9 | 17.4 | 17.3 | 17.0 | 16.1 | 15.5 | 14.6 | 13.2 |
| Education | 11.8 | 13.4 | 13.8 | 14.4 | 13.7 | 14.2 | 15.1 | 13.7 | 12.3 | 11.4 | 11.6 | 12.5 | 14.6 |
| Humanities | 22.7 | 21.0 | 22.6 | 22.9 | 23.6 | 23.0 | 23.1 | 22.4 | 21.5 | 22.3 | 22.2 | 22.2 | 22.6 |
| Natural Sciences | 23.0 | 23.2 | 21.3 | 19.8 | 19.9 | 20.9 | 21.2 | 21.6 | 23.2 | 23.4 | 23.6 | 23.8 | 23.3 |
| Social & Behav. | 22.4 | 23.3 | 23.2 | 23.5 | 24.2 | 23.8 | 22.9 | 24.7 | 25.8 | 26.6 | 26.9 | 26.9 | 26.0 |
| Univ. Studies | .0 | .0 | .0 | .0 | .3 | .3 | .3 | .2 | .2 | .1 | .1 | .1 | .3 |
| University Total | 100.0 | 100.0 | 100.0 | 100.0 | 100.0 | 100.0 | 100.0 | 100.0 | 100.0 | 100.0 | 100.0 | 100.0 | 100.0 |

| HEGIS | Disc. | 84-85 | 85-86 | 86-87 | 87-88 | 88-89 | 89-90 | 90-91 | 91-92 | 92-93 | 93-94 | 94-95 | 95-96 | 96-97 |
|-------|-------------|-------------|-------------|-------------|-------------|-------------|-------------|-------------|-------------|-------------|-------------|-------------|-------------|-------------|
| 05021 | ACCT | .0 | 4.5 | 5.2 | 4.8 | 4.8 | 3.9 | 3.9 | 3.4 | 3.4 | 3.3 | 3.1 | 2.9 | 2.5 |
| 05011 | ADMN | 20.1 | .2 | .2 | .3 | .2 | .1 | .1 | .0 | .0 | .0 | .0 | .0 | .0 |
| 05041 | FIN | .0 | 2.1 | 2.3 | 2.1 | 1.9 | 2.0 | 2.2 | 2.1 | 2.2 | 2.3 | 2.5 | 2.4 | 2.0 |
| 07021 | INFO | .0 | 1.4 | 1.2 | 1.4 | 1.4 | 1.9 | 1.9 | 2.3 | 2.0 | 1.9 | 1.8 | 1.8 | 1.6 |
| 05061 | MGMT | .0 | 5.9 | 5.2 | 5.8 | 5.2 | 4.8 | 4.5 | 4.4 | 4.3 | 4.0 | 3.8 | 3.7 | 3.5 |
| 05091 | MKTG | .0 | 2.6 | 2.9 | 2.7 | 2.5 | 2.7 | 2.3 | 2.2 | 2.4 | 2.0 | 1.9 | 1.7 | 1.7 |
| 05072 | MSCI | .0 | 2.1 | 1.7 | 1.7 | 1.7 | 1.6 | 1.2 | 1.6 | 1.4 | 1.4 | 1.2 | 1.0 | .8 |
| 21021 | PA | .0 | .5 | .6 | .8 | .8 | .9 | 1.3 | 1.3 | 1.4 | 1.2 | 1.2 | 1.0 | .9 |
| 05064 | POM | .0 | .0 | .0 | .0 | .0 | .0 | .0 | .0 | .0 | .1 | .1 | .1 | .1 |
| | Admn | 20.1 | 19.1 | 19.1 | 19.5 | 18.4 | 17.9 | 17.4 | 17.3 | 17.0 | 16.1 | 15.5 | 14.6 | 13.2 |
| 08271 | EADM | .0 | 1.5 | 1.6 | 1.6 | 1.5 | 1.4 | 1.2 | 1.1 | .9 | .7 | .7 | .9 | 1.2 |
| 08011 | EADV | .0 | .0 | .0 | .0 | .0 | .0 | .0 | .0 | .0 | .0 | .0 | .0 | .1 |
| 08261 | ECLG | .0 | 1.4 | 1.6 | 1.2 | 1.4 | 1.4 | 1.2 | .9 | .8 | .8 | .8 | .9 | 1.0 |
| 08011 | EDUC | 11.8 | 2.8 | 2.5 | 3.2 | 3.2 | 3.1 | 3.4 | 3.3 | 2.0 | 2.5 | .9 | 1.1 | 1.0 |
| 08021 | EELB | .0 | 3.3 | 3.3 | 3.8 | 3.4 | 4.3 | 4.8 | 4.3 | 4.0 | 3.3 | 4.1 | 4.1 | 6.1 |
| 08341 | EENV | .0 | .0 | .0 | .1 | .1 | .1 | .1 | .1 | .0 | .1 | .1 | .1 | .0 |
| | EESL | .0 | .0 | .0 | .0 | .0 | .0 | .0 | .0 | .0 | .0 | .0 | .0 | .1 |
| 08301 | ERDG | .0 | .5 | .5 | .5 | .5 | .5 | .5 | .4 | .4 | .3 | .3 | .4 | .3 |
| 12221 | EREH | .0 | .1 | .1 | .2 | .2 | .1 | .1 | .1 | .1 | .1 | .2 | .2 | .1 |
| 08031 | ESEC | .0 | 1.7 | 1.8 | 1.5 | 1.4 | 1.4 | 1.6 | 1.5 | 1.5 | .9 | 1.8 | 1.8 | 2.1 |
| 08081 | ESPE | .0 | 1.4 | 1.8 | 1.6 | 1.7 | 1.4 | 1.6 | 1.6 | 1.7 | 1.7 | 1.6 | 1.6 | 1.7 |
| 08991 | ETEC | .0 | .0 | .0 | .0 | .0 | .0 | .0 | .1 | .5 | .6 | .8 | .9 | .5 |
| 08395 | EVOC | .0 | .6 | .4 | .6 | .5 | .4 | .6 | .3 | .4 | .3 | .3 | .4 | .4 |
| | Educ | 11.8 | 13.4 | 13.8 | 14.4 | 13.7 | 14.2 | 15.1 | 13.7 | 12.3 | 11.4 | 11.6 | 12.5 | 14.6 |

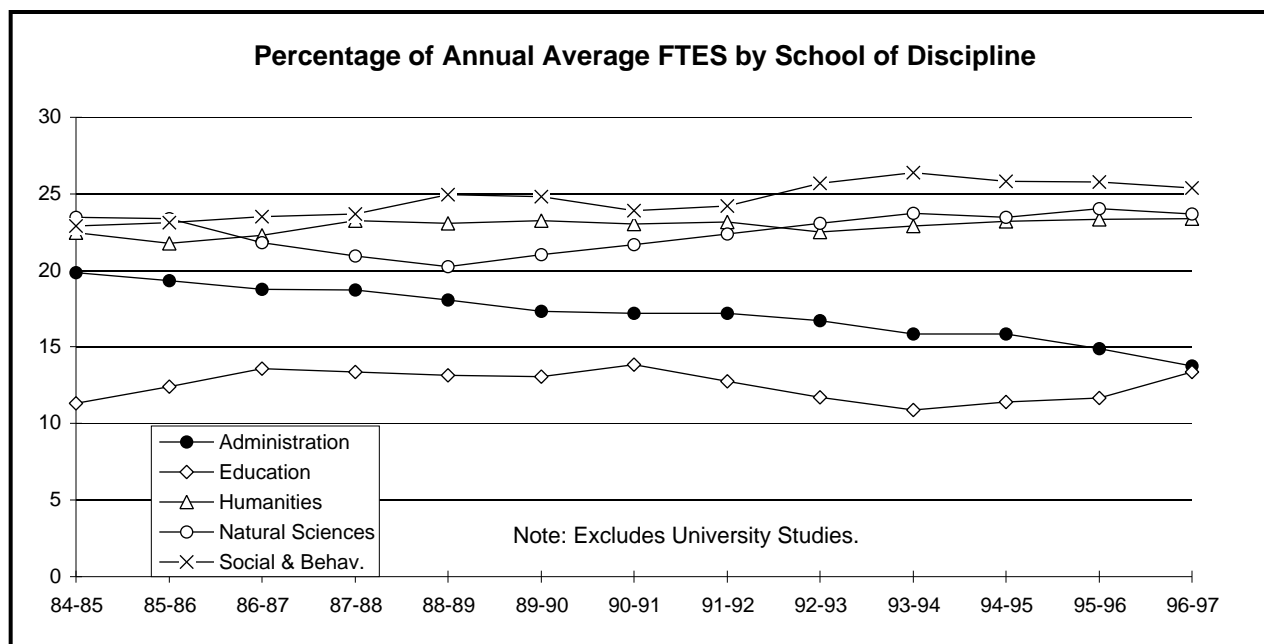
| HEGIS | Disc. | 84-85 | 85-86 | 86-87 | 87-88 | 88-89 | 89-90 | 90-91 | 91-92 | 92-93 | 93-94 | 94-95 | 95-96 | 96-97 |
|-------|-------------|--------------|--------------|--------------|--------------|--------------|--------------|--------------|--------------|--------------|--------------|--------------|--------------|--------------|
| 10021 | ART | 2.6 | 2.4 | 2.3 | 3.1 | 3.2 | 3.3 | 2.6 | 2.7 | 2.6 | 2.7 | 2.5 | 2.5 | 2.5 |
| 06011 | COMM | 1.3 | 1.8 | 1.3 | 1.7 | 1.8 | 2.9 | 2.9 | 3.0 | 3.0 | 3.0 | 3.1 | 3.0 | 3.2 |
| 10081 | DAN | .0 | .0 | .0 | .0 | .0 | .0 | .0 | .0 | .0 | .1 | .2 | .2 | .3 |
| 15011 | ENG | 7.0 | 6.9 | 7.5 | 7.4 | 7.9 | 7.8 | 7.6 | 7.6 | 7.2 | 7.1 | 6.8 | 6.4 | 6.6 |
| 11011 | FLAN | .5 | .4 | .5 | .4 | .4 | .4 | .5 | .3 | .2 | .3 | .3 | .2 | .2 |
| 11021 | FREN | 1.3 | 1.4 | 1.1 | 1.0 | .8 | .5 | .6 | .7 | .5 | .7 | .7 | .7 | .6 |
| 11031 | GER | .2 | .3 | .2 | .2 | .3 | .2 | .1 | .2 | .1 | .1 | .1 | .1 | .2 |
| 15991 | HUM | 2.5 | 2.1 | 2.7 | 2.8 | 3.1 | 2.9 | 3.4 | 3.1 | 2.5 | 2.8 | 3.0 | 2.6 | 3.0 |
| 49034 | IS | .4 | .4 | .4 | .5 | .3 | .1 | .1 | .1 | .1 | .0 | .0 | .0 | .0 |
| 10051 | MUS | 2.8 | 1.2 | 2.1 | 1.4 | 1.4 | .8 | 1.0 | .5 | .6 | .7 | .7 | .7 | 1.0 |
| 15091 | PHIL | 2.1 | 1.9 | 1.6 | 1.8 | 1.7 | 1.7 | 1.8 | 1.8 | 1.9 | 2.2 | 1.6 | 1.8 | 1.6 |
| 11051 | SPAN | 1.2 | 1.4 | 1.9 | 1.8 | 1.9 | 1.4 | 1.6 | 1.7 | 1.7 | 2.0 | 2.5 | 2.6 | 2.4 |
| 10071 | TA | .8 | .8 | .9 | .8 | .8 | .9 | .9 | .8 | 1.0 | .7 | .8 | 1.2 | 1.0 |
| | Hum | 22.7 | 21.0 | 22.6 | 22.9 | 23.6 | 23.0 | 23.1 | 22.4 | 21.5 | 22.3 | 22.2 | 22.2 | 22.6 |
| 04011 | BIOL | 2.0 | 2.0 | 1.8 | 1.9 | 1.7 | 2.8 | 2.5 | 2.4 | 3.2 | 3.4 | 3.3 | 2.6 | 2.5 |
| 19051 | CHEM | 1.0 | 1.1 | 1.2 | .9 | 1.1 | 1.4 | 1.3 | 1.8 | 2.1 | 2.1 | 2.2 | 2.2 | 2.0 |
| 07011 | CSCI | 3.4 | 2.9 | 2.6 | 2.4 | 2.0 | 1.8 | 1.8 | 1.6 | 1.8 | 1.5 | 1.8 | 1.9 | 1.9 |
| 19141 | GEOG | .0 | .0 | .2 | .3 | .3 | .6 | .5 | .4 | .5 | .5 | .6 | .6 | .5 |
| 12011 | HSCI | 3.0 | 2.9 | 2.7 | 2.8 | 2.4 | 2.7 | 2.4 | 2.1 | 2.2 | 2.5 | 2.4 | 2.4 | 2.6 |
| 08394 | ITEC | .0 | .0 | .0 | .0 | .1 | .1 | .2 | .2 | .0 | .0 | .0 | .0 | .0 |
| 17011 | MATH | 5.3 | 5.0 | 5.1 | 4.2 | 4.4 | 4.2 | 4.7 | 5.2 | 6.3 | 5.7 | 6.0 | 6.6 | 6.4 |
| 49021 | NSCI | 2.9 | 4.6 | 3.2 | 3.5 | 3.9 | 2.9 | 3.3 | 3.1 | 2.9 | 2.8 | 2.8 | 2.8 | 2.4 |
| 12031 | NURS | 1.0 | .7 | .6 | .4 | .5 | .5 | .8 | 1.0 | .9 | 1.0 | 1.1 | 1.1 | 1.2 |
| 13061 | NUTR | .0 | .0 | .0 | .0 | .0 | .0 | .0 | .0 | .0 | .0 | .0 | .0 | .0 |
| 08351 | PE | 3.4 | 3.5 | 3.5 | 3.0 | 2.9 | 3.3 | 3.3 | 3.1 | 2.8 | 2.7 | 2.6 | 2.9 | 3.0 |
| 19021 | PHYS | .9 | .6 | .5 | .4 | .5 | .5 | .5 | .7 | .6 | 1.0 | .8 | .7 | .9 |
| | NSci | 23.0 | 23.2 | 21.3 | 19.8 | 19.9 | 20.9 | 21.2 | 21.6 | 23.2 | 23.4 | 23.6 | 23.8 | 23.3 |
| 22021 | ANTH | 1.4 | 1.2 | 1.1 | 1.2 | 1.2 | 1.1 | .8 | .8 | .7 | 1.0 | .9 | 1.0 | 1.1 |
| 18031 | AS | .0 | .0 | .0 | .0 | .0 | .0 | .0 | .0 | .0 | .0 | .0 | .1 | .0 |
| 21051 | CJUS | 1.0 | .7 | 1.1 | 1.1 | 1.3 | 1.1 | 1.3 | 1.3 | 1.6 | 1.5 | 1.6 | 1.6 | 1.8 |
| 22041 | ECON | 2.1 | 2.4 | 2.0 | 2.4 | 2.3 | 2.4 | 2.0 | 1.9 | 1.7 | 1.7 | 1.5 | 1.3 | 1.2 |
| 22991 | ES | .0 | .0 | .0 | .0 | .0 | .0 | .0 | .1 | .1 | .1 | .2 | .1 | .1 |
| 22061 | GEOG | .9 | 1.2 | 1.2 | 1.2 | 1.3 | 1.5 | 1.2 | 1.1 | .9 | 1.0 | 1.1 | 1.0 | .9 |
| 20993 | HD | .0 | .0 | .0 | .0 | .0 | .0 | .0 | .1 | .3 | .2 | .2 | .4 | .3 |
| 22051 | HIST | 1.5 | 1.7 | 1.6 | 1.6 | 1.4 | 1.3 | 1.5 | 1.7 | 3.1 | 3.8 | 3.2 | 2.6 | 3.4 |
| 18011 | MILS | .1 | .1 | .1 | .1 | .1 | .2 | .1 | .1 | .1 | .0 | .0 | .1 | .1 |
| 19991 | PLST | .5 | .4 | .5 | .3 | .5 | .5 | .6 | .7 | .5 | .3 | .3 | .2 | .1 |
| 22071 | PSCI | 3.1 | 2.9 | 2.9 | 2.7 | 3.2 | 2.4 | 2.4 | 2.2 | 2.6 | 2.3 | 2.2 | 2.5 | 2.0 |
| 20011 | PSYC | 5.9 | 5.9 | 6.9 | 7.3 | 7.9 | 7.0 | 6.9 | 7.6 | 7.4 | 8.1 | 8.3 | 8.1 | 7.7 |
| 22081 | SOC | 2.2 | 2.2 | 2.0 | 2.1 | 1.7 | 1.5 | 2.3 | 2.0 | 2.5 | 2.3 | 2.8 | 2.6 | 2.3 |
| 22011 | SSCI | 3.6 | 4.6 | 4.0 | 3.3 | 3.1 | 4.3 | 2.9 | 4.2 | 3.2 | 3.3 | 3.5 | 4.2 | 3.9 |
| 21041 | SW | .0 | .0 | .0 | .0 | .0 | .5 | .9 | .9 | 1.0 | 1.0 | 1.0 | 1.1 | .9 |
| 49991 | WSTD | .0 | .0 | .0 | .0 | .1 | .1 | .1 | .1 | .2 | .0 | .1 | .0 | .1 |
| | SBS | 22.4 | 23.3 | 23.2 | 23.5 | 24.2 | 23.8 | 22.9 | 24.7 | 25.8 | 26.6 | 26.9 | 26.9 | 26.0 |
| 49992 | HON | .0 | .0 | .0 | .0 | .0 | .0 | .0 | .1 | .0 | .0 | .0 | .1 | .1 |
| | NSE | .0 | .0 | .0 | .0 | .0 | .0 | .0 | .0 | .0 | .0 | .0 | .0 | .0 |
| 49013 | USTD | .0 | .0 | .0 | .0 | .3 | .3 | .2 | .2 | .2 | .1 | .1 | .1 | .2 |
| | USTD | .0 | .0 | .0 | .0 | .3 | .3 | .3 | .2 | .2 | .1 | .1 | .1 | .3 |
| | UNIV | 100.0 | 100.0 | 100.0 | 100.0 | 100.0 | 100.0 | 100.0 | 100.0 | 100.0 | 100.0 | 100.0 | 100.0 | 100.0 |



| School | 84-85 | 85-86 | 86-87 | 87-88 | 88-89 | 89-90 | 90-91 | 91-92 | 92-93 | 93-94 | 94-95 | 95-96 | 96-97 |
|-------------------------|--------------|--------------|--------------|--------------|--------------|--------------|--------------|--------------|--------------|--------------|--------------|--------------|--------------|
| Administration | 854 | 926 | 1,004 | 1,143 | 1,284 | 1,257 | 1,391 | 1,498 | 1,495 | 1,420 | 1,400 | 1,328 | 1,290 |
| Education | 487 | 593 | 729 | 816 | 934 | 949 | 1,120 | 1,111 | 1,049 | 976 | 1,007 | 1,044 | 1,251 |
| Humanities | 967 | 1,041 | 1,194 | 1,417 | 1,642 | 1,689 | 1,863 | 2,015 | 2,015 | 2,052 | 2,052 | 2,086 | 2,190 |
| Natural Sciences | 1,011 | 1,118 | 1,169 | 1,277 | 1,439 | 1,528 | 1,754 | 1,948 | 2,067 | 2,128 | 2,075 | 2,146 | 2,217 |
| Social & Behav. | 986 | 1,106 | 1,260 | 1,444 | 1,774 | 1,802 | 1,934 | 2,109 | 2,299 | 2,363 | 2,280 | 2,302 | 2,379 |
| Univ. Studies | 0 | 0 | 0 | 0 | 34 | 37 | 27 | 26 | 23 | 23 | 23 | 25 | 34 |
| University Total | 4,305 | 4,784 | 5,356 | 6,096 | 7,107 | 7,262 | 8,090 | 8,706 | 8,948 | 8,962 | 8,836 | 8,931 | 9,361 |

| HEGIS | Disc. | 84-85 | 85-86 | 86-87 | 87-88 | 88-89 | 89-90 | 90-91 | 91-92 | 92-93 | 93-94 | 94-95 | 95-96 | 96-97 |
|-------|-------------|------------|------------|--------------|--------------|--------------|--------------|--------------|--------------|--------------|--------------|--------------|--------------|--------------|
| 05021 | ACCT | 0 | 242 | 274 | 291 | 327 | 294 | 300 | 298 | 312 | 289 | 275 | 257 | 255 |
| 05011 | ADMN | 854 | 7 | 7 | 15 | 13 | 10 | 10 | 0 | 0 | 0 | 0 | 0 | 0 |
| 05041 | FIN | 0 | 83 | 107 | 124 | 128 | 125 | 160 | 187 | 197 | 197 | 212 | 213 | 205 |
| 07021 | INFO | 0 | 69 | 62 | 82 | 94 | 116 | 153 | 179 | 176 | 169 | 159 | 147 | 152 |
| 05061 | MGMT | 0 | 276 | 293 | 326 | 359 | 345 | 382 | 404 | 391 | 378 | 371 | 353 | 350 |
| 05091 | MKTG | 0 | 138 | 146 | 161 | 190 | 185 | 176 | 179 | 182 | 157 | 157 | 153 | 139 |
| 05072 | MSCI | 0 | 85 | 87 | 97 | 118 | 123 | 112 | 138 | 132 | 123 | 102 | 97 | 81 |
| 21021 | PA | 0 | 25 | 28 | 45 | 57 | 59 | 98 | 112 | 105 | 99 | 116 | 101 | 97 |
| 05064 | POM | 0 | 0 | 0 | 0 | 0 | 0 | 0 | 0 | 0 | 7 | 9 | 7 | 11 |
| | Admn | 854 | 926 | 1,004 | 1,143 | 1,284 | 1,257 | 1,391 | 1,498 | 1,495 | 1,420 | 1,400 | 1,328 | 1,290 |
| 08271 | EADM | 0 | 55 | 79 | 81 | 94 | 93 | 102 | 98 | 86 | 62 | 57 | 67 | 104 |
| 08011 | EADV | 0 | 0 | 0 | 0 | 0 | 0 | 0 | 0 | 0 | 0 | 0 | 4 | 5 |
| 08261 | ECLG | 0 | 74 | 77 | 76 | 97 | 89 | 92 | 67 | 67 | 61 | 65 | 72 | 77 |
| 08011 | EDUC | 487 | 131 | 155 | 196 | 231 | 232 | 249 | 259 | 176 | 181 | 81 | 98 | 83 |
| 08021 | EELB | 0 | 127 | 173 | 204 | 230 | 273 | 357 | 352 | 350 | 322 | 369 | 369 | 500 |
| 08341 | EENV | 0 | 0 | 0 | 2 | 4 | 5 | 6 | 7 | 4 | 6 | 7 | 5 | 4 |
| | EESL | 0 | 0 | 0 | 0 | 0 | 0 | 0 | 0 | 0 | 0 | 0 | 0 | 3 |
| 08301 | ERDG | 0 | 24 | 27 | 28 | 33 | 32 | 38 | 34 | 29 | 29 | 26 | 28 | 28 |
| 12221 | EREH | 0 | 6 | 6 | 6 | 10 | 9 | 11 | 16 | 17 | 15 | 21 | 17 | 14 |
| 08031 | ESEC | 0 | 89 | 104 | 93 | 95 | 89 | 125 | 120 | 114 | 88 | 167 | 156 | 209 |
| 08081 | ESPE | 0 | 66 | 84 | 92 | 101 | 91 | 105 | 125 | 135 | 134 | 132 | 129 | 136 |
| 08991 | ETEC | 0 | 0 | 0 | 0 | 0 | 0 | 0 | 2 | 44 | 44 | 52 | 60 | 49 |
| 08395 | EVOC | 0 | 22 | 23 | 37 | 38 | 36 | 34 | 31 | 28 | 34 | 31 | 40 | 38 |
| | Educ | 487 | 593 | 729 | 816 | 934 | 949 | 1,120 | 1,111 | 1,049 | 976 | 1,007 | 1,044 | 1,251 |

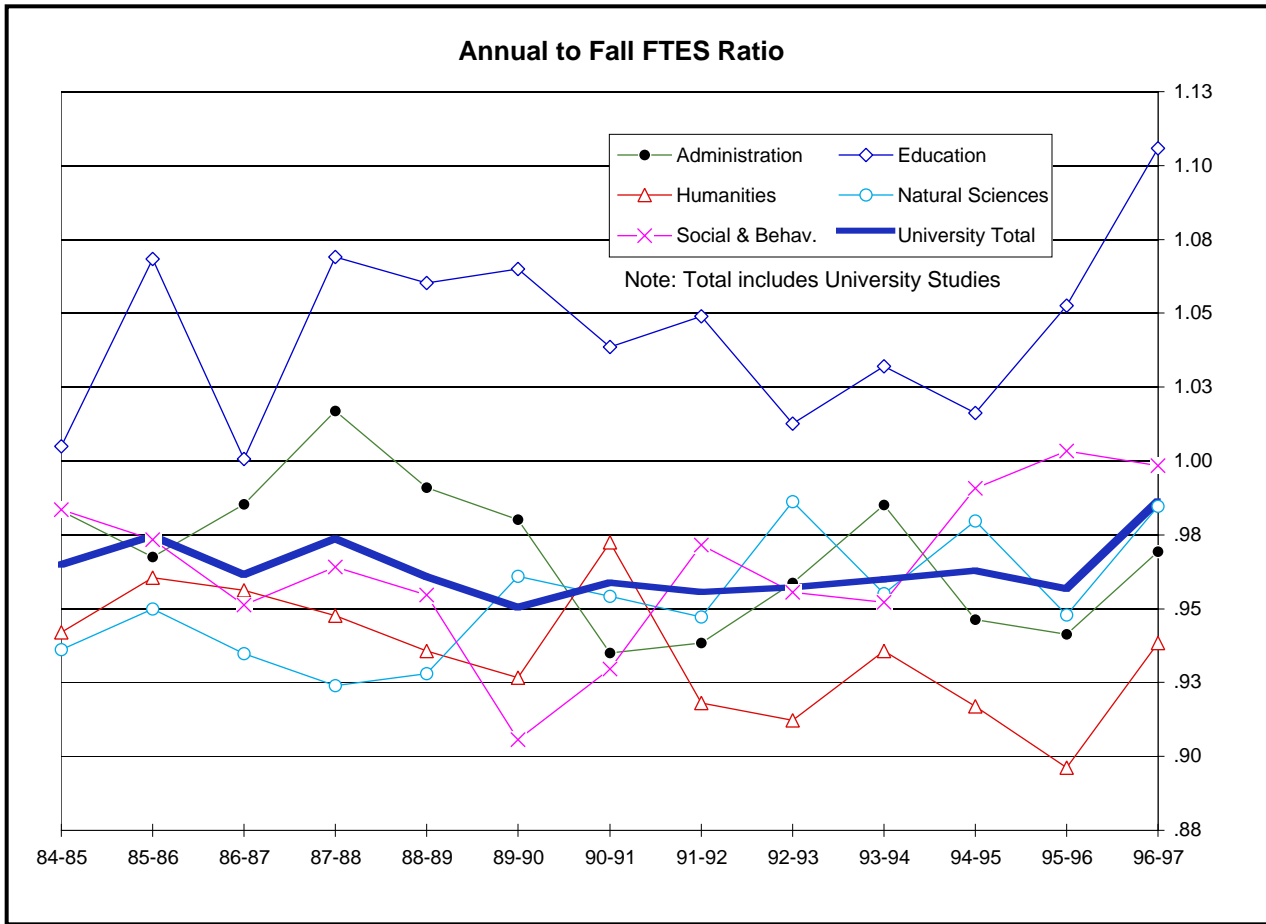
| HEGIS | Disc. | 84-85 | 85-86 | 86-87 | 87-88 | 88-89 | 89-90 | 90-91 | 91-92 | 92-93 | 93-94 | 94-95 | 95-96 | 96-97 |
|-------|-------------|--------------|--------------|--------------|--------------|--------------|--------------|--------------|--------------|--------------|--------------|--------------|--------------|--------------|
| 10021 | ART | 109 | 126 | 120 | 166 | 181 | 217 | 201 | 217 | 215 | 214 | 221 | 219 | 220 |
| 06011 | COMM | 58 | 86 | 100 | 121 | 146 | 203 | 230 | 268 | 278 | 274 | 301 | 311 | 323 |
| 10081 | DAN | 0 | 0 | 0 | 0 | 0 | 0 | 0 | 0 | 0 | 3 | 9 | 16 | 24 |
| 15011 | ENG | 313 | 347 | 402 | 461 | 555 | 578 | 650 | 692 | 676 | 657 | 634 | 608 | 654 |
| 11011 | FLAN | 14 | 18 | 22 | 26 | 40 | 29 | 37 | 23 | 17 | 22 | 19 | 20 | 16 |
| 11021 | FREN | 50 | 59 | 62 | 66 | 63 | 49 | 52 | 69 | 51 | 66 | 57 | 64 | 57 |
| 11031 | GER | 14 | 18 | 16 | 20 | 25 | 19 | 20 | 19 | 16 | 12 | 11 | 13 | 13 |
| 15991 | HUM | 89 | 100 | 122 | 160 | 176 | 178 | 207 | 252 | 244 | 262 | 242 | 244 | 251 |
| 49034 | IS | 21 | 16 | 25 | 28 | 18 | 7 | 4 | 6 | 3 | 2 | 2 | 1 | 1 |
| 10051 | MUS | 95 | 64 | 88 | 109 | 110 | 89 | 92 | 74 | 75 | 71 | 61 | 71 | 85 |
| 15091 | PHIL | 95 | 94 | 98 | 113 | 137 | 133 | 150 | 151 | 189 | 195 | 191 | 193 | 189 |
| 11051 | SPAN | 74 | 79 | 97 | 107 | 124 | 112 | 138 | 153 | 166 | 193 | 226 | 227 | 253 |
| 10071 | TA | 33 | 34 | 41 | 39 | 66 | 74 | 84 | 91 | 85 | 80 | 79 | 99 | 105 |
| | Hum | 967 | 1,041 | 1,194 | 1,417 | 1,642 | 1,689 | 1,863 | 2,015 | 2,015 | 2,052 | 2,052 | 2,086 | 2,190 |
| 04011 | BIOL | 91 | 106 | 109 | 119 | 135 | 197 | 212 | 229 | 277 | 291 | 271 | 253 | 246 |
| 19051 | CHEM | 60 | 54 | 65 | 67 | 82 | 116 | 137 | 177 | 197 | 204 | 216 | 207 | 205 |
| 07011 | CSCI | 152 | 145 | 135 | 150 | 140 | 125 | 134 | 138 | 157 | 141 | 165 | 161 | 170 |
| 19141 | GEOL | 4 | 6 | 15 | 20 | 28 | 43 | 38 | 41 | 39 | 45 | 53 | 50 | 44 |
| 12011 | HSCI | 107 | 118 | 124 | 147 | 169 | 178 | 185 | 179 | 181 | 206 | 200 | 207 | 245 |
| 08394 | ITEC | 0 | 0 | 0 | 0 | 4 | 8 | 11 | 14 | 2 | 0 | 0 | 0 | 0 |
| 17011 | MATH | 254 | 278 | 297 | 304 | 334 | 322 | 400 | 475 | 573 | 570 | 521 | 586 | 609 |
| 49021 | NSCI | 132 | 180 | 179 | 217 | 255 | 207 | 256 | 278 | 247 | 255 | 238 | 245 | 223 |
| 12031 | NURS | 41 | 43 | 44 | 33 | 37 | 37 | 58 | 80 | 85 | 93 | 102 | 105 | 108 |
| 13061 | NUTR | 0 | 0 | 0 | 0 | 0 | 0 | 0 | 0 | 0 | 0 | 0 | 0 | 0 |
| 08351 | PE | 136 | 156 | 166 | 183 | 208 | 226 | 246 | 261 | 236 | 232 | 230 | 259 | 285 |
| 19021 | PHYS | 35 | 32 | 34 | 37 | 47 | 69 | 77 | 77 | 73 | 92 | 79 | 74 | 82 |
| | NSci | 1,011 | 1,118 | 1,169 | 1,277 | 1,439 | 1,528 | 1,754 | 1,948 | 2,067 | 2,128 | 2,075 | 2,146 | 2,217 |
| 22021 | ANTH | 57 | 58 | 63 | 71 | 86 | 85 | 83 | 81 | 91 | 91 | 87 | 84 | 87 |
| 18031 | AS | 0 | 0 | 0 | 0 | 0 | 0 | 0 | 0 | 0 | 1 | 4 | 5 | 5 |
| 21051 | CJUS | 42 | 43 | 55 | 68 | 90 | 86 | 106 | 126 | 131 | 138 | 149 | 156 | 174 |
| 22041 | ECON | 100 | 112 | 124 | 148 | 163 | 166 | 164 | 158 | 147 | 160 | 143 | 126 | 130 |
| 22991 | ES | 0 | 0 | 0 | 0 | 0 | 0 | 2 | 4 | 3 | 6 | 10 | 12 | 15 |
| 22061 | GEOG | 51 | 63 | 71 | 70 | 89 | 99 | 98 | 104 | 93 | 91 | 85 | 75 | 77 |
| 20993 | HD | 0 | 0 | 0 | 0 | 0 | 0 | 0 | 6 | 15 | 17 | 22 | 27 | 21 |
| 22051 | HIST | 55 | 68 | 75 | 83 | 92 | 89 | 101 | 135 | 248 | 279 | 259 | 243 | 290 |
| 18011 | MILS | 3 | 3 | 3 | 4 | 4 | 8 | 6 | 5 | 6 | 3 | 3 | 5 | 6 |
| 19991 | PLST | 20 | 23 | 25 | 23 | 37 | 39 | 49 | 56 | 43 | 29 | 25 | 17 | 14 |
| 22071 | PSCI | 134 | 149 | 156 | 168 | 214 | 198 | 235 | 210 | 236 | 222 | 198 | 207 | 188 |
| 20011 | PSYC | 263 | 296 | 354 | 447 | 560 | 559 | 571 | 637 | 680 | 697 | 687 | 704 | 711 |
| 22081 | SOC | 102 | 110 | 127 | 118 | 154 | 144 | 178 | 178 | 205 | 207 | 210 | 217 | 229 |
| 22011 | SSCI | 159 | 181 | 206 | 243 | 279 | 291 | 265 | 328 | 303 | 318 | 304 | 321 | 335 |
| 21041 | SW | 0 | 0 | 0 | 0 | 0 | 34 | 70 | 74 | 92 | 96 | 89 | 95 | 91 |
| 49991 | WSTD | 0 | 0 | 0 | 0 | 5 | 4 | 6 | 7 | 7 | 8 | 6 | 7 | 8 |
| | SBS | 986 | 1,106 | 1,260 | 1,444 | 1,774 | 1,802 | 1,934 | 2,109 | 2,299 | 2,363 | 2,280 | 2,302 | 2,379 |
| 49992 | HON | 0 | 0 | 0 | 0 | 10 | 11 | 4 | 5 | 2 | 1 | 0 | 6 | 5 |
| | NSE | 0 | 0 | 0 | 0 | 0 | 0 | 0 | 0 | 0 | 0 | 0 | 0 | 0 |
| 49013 | USTD | 0 | 0 | 0 | 0 | 24 | 26 | 23 | 21 | 21 | 22 | 23 | 20 | 29 |
| | USTD | 0 | 0 | 0 | 0 | 34 | 37 | 27 | 26 | 23 | 23 | 23 | 25 | 34 |
| | UNIV | 4,305 | 4,784 | 5,356 | 6,096 | 7,107 | 7,262 | 8,090 | 8,706 | 8,948 | 8,962 | 8,836 | 8,931 | 9,365 |



| School | 84-85 | 85-86 | 86-87 | 87-88 | 88-89 | 89-90 | 90-91 | 91-92 | 92-93 | 93-94 | 94-95 | 95-96 | 96-97 |
|-------------------------|--------------|--------------|--------------|--------------|--------------|--------------|--------------|--------------|--------------|--------------|--------------|--------------|--------------|
| Administration | 19.8 | 19.3 | 18.8 | 18.7 | 18.1 | 17.3 | 17.2 | 17.2 | 16.7 | 15.8 | 15.8 | 14.9 | 13.8 |
| Education | 11.3 | 12.4 | 13.6 | 13.4 | 13.1 | 13.1 | 13.8 | 12.8 | 11.7 | 10.9 | 11.4 | 11.7 | 13.4 |
| Humanities | 22.4 | 21.8 | 22.3 | 23.2 | 23.1 | 23.3 | 23.0 | 23.1 | 22.5 | 22.9 | 23.2 | 23.4 | 23.4 |
| Natural Sciences | 23.5 | 23.4 | 21.8 | 21.0 | 20.2 | 21.0 | 21.7 | 22.4 | 23.1 | 23.8 | 23.5 | 24.0 | 23.7 |
| Social & Behav. | 22.9 | 23.1 | 23.5 | 23.7 | 25.0 | 24.8 | 23.9 | 24.2 | 25.7 | 26.4 | 25.8 | 25.8 | 25.4 |
| Univ. Studies | .0 | .0 | .0 | .0 | .5 | .5 | .3 | .3 | .3 | .3 | .3 | .3 | .4 |
| University Total | 100.0 | 100.0 | 100.0 | 100.0 | 100.0 | 100.0 | 100.0 | 100.0 | 100.0 | 100.0 | 100.0 | 100.0 | 100.0 |

| HEGIS | Disc. | 84-85 | 85-86 | 86-87 | 87-88 | 88-89 | 89-90 | 90-91 | 91-92 | 92-93 | 93-94 | 94-95 | 95-96 | 96-97 |
|-------|-------------|-------------|-------------|-------------|-------------|-------------|-------------|-------------|-------------|-------------|-------------|-------------|-------------|-------------|
| 05021 | ACCT | .0 | 5.1 | 5.1 | 4.8 | 4.6 | 4.0 | 3.7 | 3.4 | 3.5 | 3.2 | 3.1 | 2.9 | 2.7 |
| 05011 | ADMN | 19.8 | .2 | .1 | .3 | .2 | .1 | .1 | .0 | .0 | .0 | .0 | .0 | .0 |
| 05041 | FIN | .0 | 1.7 | 2.0 | 2.0 | 1.8 | 1.7 | 2.0 | 2.2 | 2.2 | 2.2 | 2.4 | 2.4 | 2.2 |
| 07021 | INFO | .0 | 1.5 | 1.2 | 1.3 | 1.3 | 1.6 | 1.9 | 2.1 | 2.0 | 1.9 | 1.8 | 1.6 | 1.6 |
| 05061 | MGMT | .0 | 5.8 | 5.5 | 5.3 | 5.0 | 4.8 | 4.7 | 4.6 | 4.4 | 4.2 | 4.2 | 4.0 | 3.7 |
| 05091 | MKTG | .0 | 2.9 | 2.7 | 2.6 | 2.7 | 2.5 | 2.2 | 2.1 | 2.0 | 1.8 | 1.8 | 1.7 | 1.5 |
| 05072 | MSCI | .0 | 1.8 | 1.6 | 1.6 | 1.7 | 1.7 | 1.4 | 1.6 | 1.5 | 1.4 | 1.2 | 1.1 | .9 |
| 21021 | PA | .0 | .5 | .5 | .7 | .8 | .8 | 1.2 | 1.3 | 1.2 | 1.1 | 1.3 | 1.1 | 1.0 |
| 05064 | POM | .0 | .0 | .0 | .0 | .0 | .0 | .0 | .0 | .0 | .1 | .1 | .1 | .1 |
| | Admn | 19.8 | 19.3 | 18.8 | 18.7 | 18.1 | 17.3 | 17.2 | 17.2 | 16.7 | 15.8 | 15.8 | 14.9 | 13.8 |
| 08271 | EADM | .0 | 1.1 | 1.5 | 1.3 | 1.3 | 1.3 | 1.3 | 1.1 | 1.0 | .7 | .6 | .8 | 1.1 |
| 08011 | EADV | .0 | .0 | .0 | .0 | .0 | .0 | .0 | .0 | .0 | .0 | .0 | .0 | .1 |
| 08261 | ECLG | .0 | 1.5 | 1.4 | 1.3 | 1.4 | 1.2 | 1.1 | .8 | .7 | .7 | .7 | .8 | .8 |
| 08011 | EDUC | 11.3 | 2.7 | 2.9 | 3.2 | 3.2 | 3.2 | 3.1 | 3.0 | 2.0 | 2.0 | .9 | 1.1 | .9 |
| 08021 | EELB | .0 | 2.7 | 3.2 | 3.4 | 3.2 | 3.8 | 4.4 | 4.0 | 3.9 | 3.6 | 4.2 | 4.1 | 5.3 |
| 08341 | EENV | .0 | .0 | .0 | .0 | .1 | .1 | .1 | .1 | .0 | .1 | .1 | .1 | .0 |
| | EESL | .0 | .0 | .0 | .0 | .0 | .0 | .0 | .0 | .0 | .0 | .0 | .0 | .0 |
| 08301 | ERDG | .0 | .5 | .5 | .5 | .5 | .4 | .5 | .4 | .3 | .3 | .3 | .3 | .3 |
| 12221 | EREH | .0 | .1 | .1 | .1 | .1 | .1 | .1 | .2 | .2 | .2 | .2 | .2 | .2 |
| 08031 | ESEC | .0 | 1.9 | 1.9 | 1.5 | 1.3 | 1.2 | 1.5 | 1.4 | 1.3 | 1.0 | 1.9 | 1.7 | 2.2 |
| 08081 | ESPE | .0 | 1.4 | 1.6 | 1.5 | 1.4 | 1.3 | 1.3 | 1.4 | 1.5 | 1.5 | 1.5 | 1.4 | 1.5 |
| 08991 | ETEC | .0 | .0 | .0 | .0 | .0 | .0 | .0 | .0 | .5 | .5 | .6 | .7 | .5 |
| 08395 | EVOC | .0 | .5 | .4 | .6 | .5 | .5 | .4 | .4 | .3 | .4 | .4 | .4 | .4 |
| | Educ | 11.3 | 12.4 | 13.6 | 13.4 | 13.1 | 13.1 | 13.8 | 12.8 | 11.7 | 10.9 | 11.4 | 11.7 | 13.4 |

| HEGIS | Disc. | 84-85 | 85-86 | 86-87 | 87-88 | 88-89 | 89-90 | 90-91 | 91-92 | 92-93 | 93-94 | 94-95 | 95-96 | 96-97 |
|-------|-------------|--------------|--------------|--------------|--------------|--------------|--------------|--------------|--------------|--------------|--------------|--------------|--------------|--------------|
| 10021 | ART | 2.5 | 2.6 | 2.2 | 2.7 | 2.5 | 3.0 | 2.5 | 2.5 | 2.4 | 2.4 | 2.5 | 2.5 | 2.3 |
| 06011 | COMM | 1.3 | 1.8 | 1.9 | 2.0 | 2.1 | 2.8 | 2.8 | 3.1 | 3.1 | 3.1 | 3.4 | 3.5 | 3.4 |
| 10081 | DAN | .0 | .0 | .0 | .0 | .0 | .0 | .0 | .0 | .0 | .0 | .1 | .2 | .3 |
| 15011 | ENG | 7.3 | 7.3 | 7.5 | 7.6 | 7.8 | 8.0 | 8.0 | 8.0 | 7.6 | 7.3 | 7.2 | 6.8 | 7.0 |
| 11011 | FLAN | .3 | .4 | .4 | .4 | .6 | .4 | .5 | .3 | .2 | .2 | .2 | .2 | .2 |
| 11021 | FREN | 1.2 | 1.2 | 1.2 | 1.1 | .9 | .7 | .6 | .8 | .6 | .7 | .6 | .7 | .6 |
| 11031 | GER | .3 | .4 | .3 | .3 | .3 | .3 | .2 | .2 | .2 | .1 | .1 | .1 | .1 |
| 15991 | HUM | 2.1 | 2.1 | 2.3 | 2.6 | 2.5 | 2.4 | 2.6 | 2.9 | 2.7 | 2.9 | 2.7 | 2.7 | 2.7 |
| 49034 | IS | .5 | .3 | .5 | .5 | .2 | .1 | .0 | .1 | .0 | .0 | .0 | .0 | .0 |
| 10051 | MUS | 2.2 | 1.3 | 1.6 | 1.8 | 1.5 | 1.2 | 1.1 | .8 | .8 | .8 | .7 | .8 | .9 |
| 15091 | PHIL | 2.2 | 2.0 | 1.8 | 1.9 | 1.9 | 1.8 | 1.9 | 1.7 | 2.1 | 2.2 | 2.2 | 2.2 | 2.0 |
| 11051 | SPAN | 1.7 | 1.7 | 1.8 | 1.8 | 1.7 | 1.5 | 1.7 | 1.8 | 1.9 | 2.2 | 2.6 | 2.5 | 2.7 |
| 10071 | TA | .8 | .7 | .8 | .6 | .9 | 1.0 | 1.0 | 1.0 | 1.0 | .9 | .9 | 1.1 | 1.1 |
| | Hum | 22.4 | 21.8 | 22.3 | 23.2 | 23.1 | 23.3 | 23.0 | 23.1 | 22.5 | 22.9 | 23.2 | 23.4 | 23.4 |
| 04011 | BIOL | 2.1 | 2.2 | 2.0 | 2.0 | 1.9 | 2.7 | 2.6 | 2.6 | 3.1 | 3.2 | 3.1 | 2.8 | 2.6 |
| 19051 | CHEM | 1.4 | 1.1 | 1.2 | 1.1 | 1.2 | 1.6 | 1.7 | 2.0 | 2.2 | 2.3 | 2.4 | 2.3 | 2.2 |
| 07011 | CSCI | 3.5 | 3.0 | 2.5 | 2.5 | 2.0 | 1.7 | 1.7 | 1.6 | 1.8 | 1.6 | 1.9 | 1.8 | 1.8 |
| 19141 | GEOL | .1 | .1 | .3 | .3 | .4 | .6 | .5 | .5 | .4 | .5 | .6 | .6 | .5 |
| 12011 | HSCI | 2.5 | 2.5 | 2.3 | 2.4 | 2.4 | 2.5 | 2.3 | 2.1 | 2.0 | 2.3 | 2.3 | 2.3 | 2.6 |
| 08394 | ITEC | .0 | .0 | .0 | .0 | .1 | .1 | .1 | .2 | .0 | .0 | .0 | .0 | .0 |
| 17011 | MATH | 5.9 | 5.8 | 5.6 | 5.0 | 4.7 | 4.4 | 4.9 | 5.5 | 6.4 | 6.4 | 5.9 | 6.6 | 6.5 |
| 49021 | NSCI | 3.1 | 3.8 | 3.3 | 3.6 | 3.6 | 2.8 | 3.2 | 3.2 | 2.8 | 2.8 | 2.7 | 2.7 | 2.4 |
| 12031 | NURS | 1.0 | .9 | .8 | .5 | .5 | .5 | .7 | .9 | 1.0 | 1.0 | 1.2 | 1.2 | 1.2 |
| 13061 | NUTR | .0 | .0 | .0 | .0 | .0 | .0 | .0 | .0 | .0 | .0 | .0 | .0 | .0 |
| 08351 | PE | 3.2 | 3.3 | 3.1 | 3.0 | 2.9 | 3.1 | 3.0 | 3.0 | 2.6 | 2.6 | 2.6 | 2.9 | 3.0 |
| 19021 | PHYS | .8 | .7 | .6 | .6 | .7 | .9 | .9 | .9 | .8 | 1.0 | .9 | .8 | .9 |
| | NSci | 23.5 | 23.4 | 21.8 | 21.0 | 20.2 | 21.0 | 21.7 | 22.4 | 23.1 | 23.8 | 23.5 | 24.0 | 23.7 |
| 22021 | ANTH | 1.3 | 1.2 | 1.2 | 1.2 | 1.2 | 1.2 | 1.0 | .9 | 1.0 | 1.0 | 1.0 | .9 | .9 |
| 18031 | AS | .0 | .0 | .0 | .0 | .0 | .0 | .0 | .0 | .0 | .0 | .0 | .1 | .1 |
| 21051 | CJUS | 1.0 | .9 | 1.0 | 1.1 | 1.3 | 1.2 | 1.3 | 1.5 | 1.5 | 1.5 | 1.7 | 1.7 | 1.9 |
| 22041 | ECON | 2.3 | 2.3 | 2.3 | 2.4 | 2.3 | 2.3 | 2.0 | 1.8 | 1.6 | 1.8 | 1.6 | 1.4 | 1.4 |
| 22991 | ES | .0 | .0 | .0 | .0 | .0 | .0 | .0 | .0 | .0 | .1 | .1 | .1 | .2 |
| 22061 | GEOG | 1.2 | 1.3 | 1.3 | 1.1 | 1.2 | 1.4 | 1.2 | 1.2 | 1.0 | 1.0 | 1.0 | .8 | .8 |
| 20993 | HD | .0 | .0 | .0 | .0 | .0 | .0 | .0 | .1 | .2 | .2 | .2 | .3 | .2 |
| 22051 | HIST | 1.3 | 1.4 | 1.4 | 1.4 | 1.3 | 1.2 | 1.2 | 1.5 | 2.8 | 3.1 | 2.9 | 2.7 | 3.1 |
| 18011 | MILS | .1 | .1 | .0 | .1 | .1 | .1 | .1 | .1 | .1 | .0 | .0 | .1 | .1 |
| 19991 | PLST | .5 | .5 | .5 | .4 | .5 | .5 | .6 | .6 | .5 | .3 | .3 | .2 | .2 |
| 22071 | PSCI | 3.1 | 3.1 | 2.9 | 2.8 | 3.0 | 2.7 | 2.9 | 2.4 | 2.6 | 2.5 | 2.2 | 2.3 | 2.0 |
| 20011 | PSYC | 6.1 | 6.2 | 6.6 | 7.3 | 7.9 | 7.7 | 7.1 | 7.3 | 7.6 | 7.8 | 7.8 | 7.9 | 7.6 |
| 22081 | SOC | 2.4 | 2.3 | 2.4 | 1.9 | 2.2 | 2.0 | 2.2 | 2.0 | 2.3 | 2.3 | 2.4 | 2.4 | 2.5 |
| 22011 | SSCI | 3.7 | 3.8 | 3.8 | 4.0 | 3.9 | 4.0 | 3.3 | 3.8 | 3.4 | 3.6 | 3.4 | 3.6 | 3.6 |
| 21041 | SW | .0 | .0 | .0 | .0 | .0 | .5 | .9 | .8 | 1.0 | 1.1 | 1.0 | 1.1 | 1.0 |
| 49991 | WSTD | .0 | .0 | .0 | .0 | .1 | .0 | .1 | .1 | .1 | .1 | .1 | .1 | .1 |
| | SBS | 22.9 | 23.1 | 23.5 | 23.7 | 25.0 | 24.8 | 23.9 | 24.2 | 25.7 | 26.4 | 25.8 | 25.8 | 25.4 |
| 49992 | HON | .0 | .0 | .0 | .0 | .1 | .2 | .1 | .1 | .0 | .0 | .0 | .1 | .1 |
| | NSE | .0 | .0 | .0 | .0 | .0 | .0 | .0 | .0 | .0 | .0 | .0 | .0 | .0 |
| 49013 | USTD | .0 | .0 | .0 | .0 | .3 | .4 | .3 | .2 | .2 | .2 | .3 | .2 | .3 |
| | USTD | .0 | .0 | .0 | .0 | .5 | .5 | .3 | .3 | .3 | .3 | .3 | .3 | .4 |
| | UNIV | 100.0 | 100.0 | 100.0 | 100.0 | 100.0 | 100.0 | 100.0 | 100.0 | 100.0 | 100.0 | 100.0 | 100.0 | 100.0 |



Annual

| | 84-85 | 85-86 | 86-87 | 87-88 | 88-89 | 89-90 | 90-91 | 91-92 | 92-93 | 93-94 | 94-95 | 95-96 | 96-97 |
|-------------------------|--------------|--------------|--------------|--------------|--------------|--------------|--------------|--------------|--------------|--------------|--------------|--------------|--------------|
| Administration | 854 | 926 | 1,004 | 1,143 | 1,284 | 1,257 | 1,391 | 1,498 | 1,495 | 1,420 | 1,400 | 1,328 | 1,290 |
| Education | 487 | 593 | 729 | 816 | 934 | 949 | 1,120 | 1,111 | 1,049 | 976 | 1,007 | 1,044 | 1,251 |
| Humanities | 967 | 1,041 | 1,194 | 1,417 | 1,642 | 1,689 | 1,863 | 2,015 | 2,015 | 2,052 | 2,052 | 2,086 | 2,190 |
| Natural Sciences | 1,011 | 1,118 | 1,169 | 1,277 | 1,439 | 1,528 | 1,754 | 1,948 | 2,067 | 2,128 | 2,075 | 2,146 | 2,217 |
| Social & Behav. | 986 | 1,106 | 1,260 | 1,444 | 1,774 | 1,802 | 1,934 | 2,109 | 2,299 | 2,363 | 2,280 | 2,302 | 2,379 |
| Univ. Studies | 0 | 0 | 0 | 0 | 34 | 37 | 27 | 26 | 23 | 23 | 23 | 25 | 34 |
| University Total | 4,305 | 4,784 | 5,356 | 6,096 | 7,107 | 7,262 | 8,090 | 8,706 | 8,948 | 8,962 | 8,836 | 8,931 | 9,361 |

Fall

| | 84-85 | 85-86 | 86-87 | 87-88 | 88-89 | 89-90 | 90-91 | 91-92 | 92-93 | 93-94 | 94-95 | 95-96 | 96-97 |
|-------------------------|--------------|--------------|--------------|--------------|--------------|--------------|--------------|--------------|--------------|--------------|--------------|--------------|--------------|
| Administration | 869 | 957 | 1,019 | 1,123 | 1,296 | 1,283 | 1,488 | 1,596 | 1,560 | 1,441 | 1,479 | 1,411 | 1,331 |
| Education | 485 | 556 | 728 | 764 | 881 | 891 | 1,078 | 1,059 | 1,036 | 945 | 991 | 991 | 1,131 |
| Humanities | 1,026 | 1,084 | 1,249 | 1,495 | 1,754 | 1,823 | 1,916 | 2,195 | 2,210 | 2,193 | 2,237 | 2,327 | 2,334 |
| Natural Sciences | 1,080 | 1,177 | 1,251 | 1,382 | 1,550 | 1,590 | 1,839 | 2,056 | 2,096 | 2,229 | 2,118 | 2,264 | 2,252 |
| Social & Behav. | 1,003 | 1,136 | 1,324 | 1,497 | 1,858 | 1,990 | 2,081 | 2,171 | 2,406 | 2,482 | 2,301 | 2,294 | 2,382 |
| Univ. Studies | 0 | 0 | 0 | 0 | 58 | 65 | 38 | 34 | 43 | 47 | 52 | 46 | 62 |
| University Total | 4,463 | 4,909 | 5,572 | 6,262 | 7,398 | 7,642 | 8,439 | 9,111 | 9,350 | 9,338 | 9,178 | 9,334 | 9,493 |

Annual:Fall Ratio

| | 84-85 | 85-86 | 86-87 | 87-88 | 88-89 | 89-90 | 90-91 | 91-92 | 92-93 | 93-94 | 94-95 | 95-96 | 96-97 |
|-------------------------|-------------|-------------|-------------|-------------|-------------|-------------|-------------|-------------|-------------|-------------|-------------|-------------|-------------|
| Administration | .983 | .968 | .985 | 1.017 | .991 | .980 | .935 | .938 | .959 | .985 | .946 | .941 | .969 |
| Education | 1.005 | 1.068 | 1.001 | 1.069 | 1.060 | 1.065 | 1.038 | 1.049 | 1.013 | 1.032 | 1.016 | 1.053 | 1.106 |
| Humanities | .942 | .960 | .956 | .948 | .936 | .927 | .972 | .918 | .912 | .936 | .917 | .896 | .938 |
| Natural Sciences | .936 | .950 | .935 | .924 | .928 | .961 | .954 | .947 | .986 | .955 | .980 | .948 | .985 |
| Social & Behav. | .984 | .973 | .951 | .964 | .955 | .906 | .930 | .972 | .956 | .952 | .991 | 1.003 | .998 |
| Univ. Studies | | | | | .584 | .570 | .719 | .745 | .530 | .478 | .444 | .550 | .543 |
| University Total | .965 | .974 | .961 | .974 | .961 | .950 | .959 | .956 | .957 | .960 | .963 | .957 | .986 |

FTES, Enrollments and Sections by Discipline and Course Level (Spring '97)

C6.972

| Incl. CVC Discipline | Lower Division | | | | Upper Division | | | | Graduate Division | | | |
|-------------------------|----------------|--------|-----|-------|----------------|--------|-------|-------|-------------------|--------|-----|------|
| | FTES | Enrl'd | Sec | Size | FTES | Enrl'd | Sec | Size | FTES | Enrl'd | Sec | Size |
| ACCT | 75.2 | 282 | 6 | 47.0 | 133.9 | 543 | 29 | 18.7 | 22.0 | 83 | 9 | 9.2 |
| FIN | . | . | . | . | 141.3 | 563 | 17 | 33.1 | 39.5 | 148 | 9 | 16.4 |
| INFO | 29.9 | 217 | 9 | 24.1 | 102.9 | 386 | 14 | 27.6 | 18.4 | 69 | 8 | 8.6 |
| MGMT | 25.9 | 97 | 1 | 97.0 | 266.7 | 1,000 | 43 | 23.3 | 33.7 | 131 | 20 | 6.6 |
| MKTG | . | . | . | . | 126.1 | 516 | 22 | 23.5 | 26.9 | 101 | 9 | 11.2 |
| MSCI | 16.7 | 124 | 7 | 17.7 | 61.3 | 230 | 8 | 28.8 | .3 | 1 | 1 | 1.0 |
| PA | . | . | . | . | 27.7 | 104 | 2 | 52.0 | 55.6 | 227 | 20 | 11.4 |
| POM | . | . | . | . | . | . | . | . | 12.3 | 46 | 4 | 11.5 |
| Admn | 147.6 | 720 | 23 | 31.3 | 860.0 | 3,342 | 135 | 24.8 | 208.7 | 806 | 80 | 10.1 |
| EADM | . | . | . | . | . | . | . | . | 111.2 | 506 | 33 | 15.3 |
| EADV | . | . | . | . | . | . | . | . | 4.8 | 18 | 2 | 9.0 |
| ECLG | . | . | . | . | . | . | . | . | 88.0 | 330 | 21 | 15.7 |
| EDUC | . | . | . | . | 13.9 | 52 | 4 | 13.0 | 79.7 | 318 | 53 | 6.0 |
| EELB | . | . | . | . | 518.9 | 1,638 | 311 | 5.3 | 47.1 | 213 | 11 | 19.4 |
| EENV | . | . | . | . | . | . | . | . | 2.7 | 10 | 2 | 5.0 |
| EESL | . | . | . | . | . | . | . | . | 8.3 | 31 | 2 | 15.5 |
| ERDG | . | . | . | . | . | . | . | . | 26.1 | 104 | 9 | 11.6 |
| EREH | . | . | . | . | . | . | . | . | 10.3 | 46 | 5 | 9.2 |
| ESEC | . | . | . | . | 148.8 | 488 | 82 | 6.0 | 44.7 | 185 | 8 | 23.1 |
| ESPE | . | . | . | . | . | . | . | . | 160.3 | 547 | 52 | 10.5 |
| ETEC | . | . | . | . | . | . | . | . | 49.2 | 455 | 23 | 19.8 |
| EVOC | . | . | . | . | 2.7 | 10 | 1 | 10.0 | 36.5 | 153 | 11 | 13.9 |
| Educ | - | - | - | - | 684.3 | 2,188 | 398 | - | 668.8 | 2,916 | 232 | - |
| ART | 73.8 | 318 | 9 | 35.3 | 150.0 | 888 | 56 | 15.9 | 6.1 | 26 | 19 | 1.4 |
| COMM | 136.7 | 558 | 23 | 24.3 | 113.3 | 444 | 22 | 20.2 | 44.5 | 168 | 28 | 6.0 |
| DAN | 1.5 | 11 | 1 | 11.0 | 23.3 | 121 | 5 | 24.2 | . | . | . | . |
| ENG | 214.9 | 806 | 28 | 28.8 | 340.8 | 1,278 | 50 | 25.6 | 57.2 | 246 | 54 | 4.6 |
| FLAN | 11.5 | 43 | 4 | 10.8 | . | . | . | . | 2.7 | 10 | 2 | 5.0 |
| FREN | 51.7 | 205 | 12 | 17.1 | .3 | 4 | 1 | 4.0 | 3.5 | 13 | 3 | 4.3 |
| GER | 14.7 | 55 | 4 | 13.8 | . | . | . | . | . | . | . | . |
| HUM | 21.9 | 82 | 1 | 82.0 | 251.2 | 942 | 8 | 117.8 | 7.9 | 45 | 3 | 15.0 |
| IS | . | . | . | . | . | . | . | . | 2.0 | 7 | 7 | 1.0 |
| MUS | 35.5 | 206 | 21 | 9.8 | 20.3 | 160 | 21 | 7.6 | 36.2 | 156 | 14 | 11.1 |
| PHIL | 134.7 | 505 | 16 | 31.6 | 11.7 | 44 | 4 | 11.0 | .8 | 4 | 3 | 1.3 |
| SPAN | 167.2 | 627 | 20 | 31.4 | 49.1 | 274 | 11 | 24.9 | 6.9 | 34 | 4 | 8.5 |
| TA | 27.2 | 102 | 3 | 34.0 | 67.9 | 308 | 25 | 12.3 | 1.3 | 7 | 5 | 1.4 |
| Hum | 891.2 | 3,518 | 142 | 24.8 | 1,027.8 | 4,463 | 203 | 22.0 | 169.1 | 716 | 142 | 5.0 |
| BIOL | 172.3 | 1,068 | 36 | 29.7 | 57.2 | 336 | 19 | 17.7 | 5.2 | 32 | 13 | 2.5 |
| CHEM | 140.2 | 890 | 32 | 27.8 | 34.1 | 329 | 14 | 23.5 | 9.5 | 71 | 13 | 5.5 |
| CSCI | 119.1 | 1,031 | 28 | 36.8 | 43.3 | 278 | 13 | 21.4 | 10.7 | 51 | 14 | 3.6 |
| GEOL | 35.2 | 213 | 8 | 26.6 | 12.5 | 125 | 9 | 13.9 | . | . | . | . |
| HSCI | 57.5 | 347 | 10 | 34.7 | 168.9 | 711 | 33 | 21.5 | 11.3 | 58 | 14 | 4.1 |
| MATH | 433.2 | 1,650 | 60 | 27.5 | 134.4 | 504 | 19 | 26.5 | 19.5 | 73 | 8 | 9.1 |
| NSCI | . | . | . | . | 225.6 | 846 | 10 | 84.6 | . | . | . | . |
| NURS | 28.3 | 121 | 14 | 8.6 | 82.8 | 377 | 18 | 20.9 | 1.3 | 18 | 2 | 9.0 |
| PE | 183.9 | 1,383 | 40 | 34.6 | 89.7 | 384 | 15 | 25.6 | 2.7 | 10 | 1 | 10.0 |
| PHYS | 51.1 | 344 | 14 | 24.6 | 27.1 | 295 | 12 | 24.6 | .4 | 2 | 2 | 1.0 |
| NSci | 1,220.7 | 7,047 | 242 | 29.1 | 875.7 | 4,185 | 162 | 25.8 | 60.5 | 315 | 67 | 4.7 |
| ANTH | 40.0 | 150 | 4 | 37.5 | 60.8 | 233 | 8 | 29.1 | 2.4 | 9 | 5 | 1.8 |
| AS | 1.1 | 46 | 4 | 11.5 | 2.8 | 14 | 2 | 7.0 | . | . | . | . |
| CJUS | 30.4 | 131 | 4 | 32.8 | 117.1 | 460 | 13 | 35.4 | 17.1 | 64 | 13 | 4.9 |
| ECON | 63.7 | 239 | 11 | 21.7 | 33.9 | 137 | 8 | 17.1 | 12.3 | 47 | 6 | 7.8 |
| ES | 9.6 | 36 | 2 | 18.0 | . | . | . | . | . | . | . | . |
| GEOG | 33.1 | 181 | 7 | 25.9 | 45.6 | 203 | 10 | 20.3 | 7.5 | 27 | 3 | 9.0 |
| HD | 6.4 | 32 | 11 | 2.9 | . | . | . | . | 20.3 | 76 | 4 | 19.0 |
| HIST | 198.7 | 745 | 5 | 149.0 | 94.7 | 355 | 16 | 22.2 | 22.1 | 83 | 6 | 13.8 |
| MILS | 4.1 | 43 | 4 | 10.8 | 1.2 | 9 | 2 | 4.5 | .1 | 1 | 1 | 1.0 |
| PLST | . | . | . | . | 4.0 | 15 | 1 | 15.0 | 7.5 | 28 | 3 | 9.3 |
| PSCI | 100.0 | 375 | 4 | 93.8 | 63.7 | 239 | 14 | 17.1 | 24.3 | 93 | 16 | 5.8 |
| PSYC | 190.1 | 947 | 25 | 37.9 | 434.0 | 1,734 | 52 | 33.3 | 84.0 | 389 | 42 | 9.3 |
| SOC | 26.1 | 98 | 2 | 49.0 | 149.8 | 657 | 15 | 43.8 | 36.9 | 133 | 12 | 11.1 |
| SSCI | 53.1 | 199 | 6 | 33.2 | 307.7 | 1,154 | 13 | 88.8 | 3.3 | 17 | 10 | 1.7 |
| SW | . | . | . | . | . | . | . | . | 86.0 | 372 | 39 | 9.5 |
| WSTD | . | . | . | . | 8.5 | 32 | 3 | 10.7 | .1 | 1 | 1 | 1.0 |
| SBS | 756.4 | 3,222 | 89 | 36.2 | 1,323.9 | 5,242 | 157 | 33.4 | 323.9 | 1,340 | 161 | 8.3 |
| HON | 4.9 | 37 | 3 | 12.3 | . | . | . | . | .3 | 1 | 1 | 1.0 |
| NSE | 4.4 | 4 | 2 | 2.0 | . | . | . | . | . | . | . | . |
| USTD | 14.3 | 107 | 12 | 8.9 | . | . | . | . | . | . | . | . |
| UStd | 23.5 | 148 | 17 | 8.7 | - | - | - | - | .3 | 1 | 1 | 1.0 |
| Total | 3,039.5 | 14,655 | 513 | 28.6 | 4,771.6 | 19,420 | 1,055 | 18.4 | 1,431.2 | 6,094 | 683 | 8.9 |

FTES, Enrollments and Sections by Discipline and Course Level (Winter '97)

C6.971

| Incl. CVC Discipline | Lower Division | | | | Upper Division | | | | Graduate Division | | | |
|-------------------------|----------------|---------------|------------|-------------|----------------|---------------|--------------|-------------|-------------------|--------------|------------|-------------|
| | FTES | Enrl'd | Sec | Size | FTES | Enrl'd | Sec | Size | FTES | Enrl'd | Sec | Size |
| ACCT | 75.2 | 282 | 6 | 47.0 | 151.2 | 604 | 32 | 18.9 | 32.9 | 138 | 9 | 15.3 |
| FIN | . | . | . | . | 181.9 | 719 | 21 | 34.2 | 44.8 | 168 | 10 | 16.8 |
| INFO | 35.6 | 242 | 8 | 30.3 | 108.0 | 405 | 15 | 27.0 | 22.3 | 84 | 9 | 9.3 |
| MGMT | 26.1 | 98 | 1 | 98.0 | 296.3 | 1,111 | 50 | 22.2 | 23.9 | 90 | 7 | 12.9 |
| MKTG | . | . | . | . | 114.7 | 462 | 20 | 23.1 | 20.4 | 77 | 7 | 11.0 |
| MSCI | 25.9 | 194 | 7 | 27.7 | 50.4 | 189 | 8 | 23.6 | .5 | 2 | 2 | 1.0 |
| PA | . | . | . | . | 53.9 | 202 | 5 | 40.4 | 48.7 | 199 | 17 | 11.7 |
| POM | . | . | . | . | . | . | . | . | 11.2 | 42 | 2 | 21.0 |
| Admn | 162.8 | 816 | 22 | 37.1 | 956.3 | 3,692 | 151 | 24.5 | 204.7 | 800 | 63 | 12.7 |
| EADM | . | . | . | . | . | . | . | . | 100.2 | 448 | 35 | 12.8 |
| EADV | . | . | . | . | . | . | . | . | 5.6 | 22 | 3 | 7.3 |
| ECLG | . | . | . | . | . | . | . | . | 64.3 | 241 | 19 | 12.7 |
| EDUC | . | . | . | . | 12.0 | 45 | 2 | 22.5 | 53.3 | 206 | 35 | 5.9 |
| EELB | . | . | . | . | 492.9 | 1,546 | 313 | 4.9 | 38.1 | 143 | 9 | 15.9 |
| EENV | . | . | . | . | . | . | . | . | 2.9 | 11 | 2 | 5.5 |
| ERDG | . | . | . | . | . | . | . | . | 29.9 | 112 | 9 | 12.4 |
| EREH | . | . | . | . | . | . | . | . | 15.7 | 59 | 5 | 11.8 |
| ESEC | . | . | . | . | 198.1 | 652 | 117 | 5.6 | 43.5 | 199 | 7 | 28.4 |
| ESPE | . | . | . | . | . | . | . | . | 126.4 | 429 | 38 | 11.3 |
| ETEC | . | . | . | . | . | . | . | . | 47.6 | 427 | 26 | 16.4 |
| EVOC | . | . | . | . | 2.4 | 9 | 1 | 9.0 | 34.7 | 158 | 12 | 13.2 |
| Educ | - | - | - | - | 705.5 | 2,252 | 433 | - | 562.2 | 2,455 | 200 | - |
| ART | 59.3 | 245 | 8 | 30.6 | 142.5 | 847 | 57 | 14.9 | 3.2 | 15 | 12 | 1.3 |
| COMM | 133.7 | 529 | 22 | 24.0 | 156.6 | 616 | 28 | 22.0 | 33.0 | 124 | 21 | 5.9 |
| DAN | 4.5 | 34 | 2 | 17.0 | 21.2 | 90 | 4 | 22.5 | . | . | . | . |
| ENG | 260.3 | 976 | 37 | 26.4 | 364.8 | 1,368 | 55 | 24.9 | 47.9 | 195 | 35 | 5.6 |
| FLAN | 17.1 | 64 | 5 | 12.8 | 3.5 | 13 | 1 | 13.0 | .3 | 1 | 1 | 1.0 |
| FREN | 49.3 | 185 | 9 | 20.6 | 6.9 | 26 | 3 | 8.7 | . | . | . | . |
| GER | 13.9 | 52 | 4 | 13.0 | . | . | . | . | . | . | . | . |
| HUM | 17.6 | 66 | 1 | 66.0 | 149.9 | 562 | 8 | 70.3 | 8.0 | 46 | 5 | 9.2 |
| IS | . | . | . | . | . | . | . | . | .6 | 1 | 1 | 1.0 |
| MUS | 27.4 | 187 | 24 | 7.8 | 22.4 | 184 | 21 | 8.8 | 25.6 | 99 | 11 | 9.0 |
| PHIL | 189.3 | 710 | 20 | 35.5 | 10.9 | 41 | 4 | 10.3 | .9 | 5 | 3 | 1.7 |
| SPAN | 192.3 | 721 | 28 | 25.8 | 76.5 | 385 | 16 | 24.1 | 8.7 | 41 | 5 | 8.2 |
| TA | 47.7 | 216 | 9 | 24.0 | 52.6 | 225 | 20 | 11.3 | .8 | 3 | 1 | 3.0 |
| Hum | 1,012.5 | 3,985 | 169 | 23.6 | 1,007.8 | 4,357 | 217 | 20.1 | 128.9 | 530 | 95 | 5.6 |
| BIOL | 181.3 | 1,112 | 33 | 33.7 | 72.5 | 363 | 18 | 20.2 | 6.2 | 44 | 9 | 4.9 |
| CHEM | 161.3 | 971 | 40 | 24.3 | 34.7 | 286 | 11 | 26.0 | 4.5 | 31 | 5 | 6.2 |
| CSCI | 119.6 | 1,050 | 29 | 36.2 | 36.2 | 236 | 14 | 16.9 | 11.1 | 51 | 14 | 3.6 |
| GEOL | 29.8 | 180 | 8 | 22.5 | 11.5 | 91 | 6 | 15.2 | .1 | 1 | 1 | 1.0 |
| HSCI | 74.3 | 446 | 11 | 40.5 | 165.9 | 680 | 29 | 23.4 | 20.3 | 79 | 14 | 5.6 |
| MATH | 484.9 | 1,844 | 68 | 27.1 | 117.9 | 442 | 19 | 23.3 | 22.4 | 84 | 9 | 9.3 |
| NSCI | . | . | . | . | 211.2 | 792 | 10 | 79.2 | . | . | . | . |
| NURS | 28.5 | 122 | 15 | 8.1 | 83.9 | 334 | 15 | 22.3 | . | . | . | . |
| PE | 184.3 | 1,400 | 48 | 29.2 | 102.0 | 425 | 18 | 23.6 | 2.4 | 9 | 1 | 9.0 |
| PHYS | 61.9 | 405 | 17 | 23.8 | 14.4 | 168 | 6 | 28.0 | . | . | . | . |
| NSci | 1,325.9 | 7,530 | 269 | 28.0 | 850.1 | 3,817 | 146 | 26.1 | 67.0 | 299 | 53 | 5.6 |
| ANTH | 39.7 | 149 | 3 | 49.7 | 49.1 | 184 | 6 | 30.7 | 7.5 | 28 | 9 | 3.1 |
| AS | 1.3 | 52 | 5 | 10.4 | 3.2 | 16 | 1 | 16.0 | . | . | . | . |
| CJUS | 36.4 | 163 | 5 | 32.6 | 135.3 | 529 | 14 | 37.8 | 10.7 | 41 | 8 | 5.1 |
| ECON | 90.7 | 340 | 11 | 30.9 | 32.1 | 127 | 8 | 15.9 | 6.7 | 25 | 3 | 8.3 |
| ES | 7.7 | 29 | 1 | 29.0 | 2.1 | 8 | 1 | 8.0 | .3 | 1 | 1 | 1.0 |
| GEOG | 26.4 | 141 | 5 | 28.2 | 39.7 | 161 | 9 | 17.9 | .3 | 1 | 1 | 1.0 |
| HD | 16.9 | 94 | 24 | 3.9 | . | . | . | . | 4.8 | 18 | 3 | 6.0 |
| HIST | 159.2 | 597 | 4 | 149.3 | 102.0 | 383 | 18 | 21.3 | 15.5 | 58 | 5 | 11.6 |
| MILS | 4.2 | 45 | 3 | 15.0 | 1.3 | 10 | 2 | 5.0 | . | . | . | . |
| PLST | . | . | . | . | 13.9 | 52 | 3 | 17.3 | 1.9 | 7 | 2 | 3.5 |
| PSCI | 86.7 | 325 | 4 | 81.3 | 68.0 | 255 | 15 | 17.0 | 31.7 | 120 | 15 | 8.0 |
| PSYC | 183.4 | 895 | 20 | 44.8 | 452.4 | 1,807 | 59 | 30.6 | 80.7 | 373 | 46 | 8.1 |
| SOC | 30.1 | 113 | 2 | 56.5 | 171.4 | 744 | 17 | 43.8 | 22.1 | 76 | 9 | 8.4 |
| SSCI | 82.1 | 308 | 6 | 51.3 | 233.3 | 875 | 13 | 67.3 | 1.5 | 6 | 5 | 1.2 |
| SW | . | . | . | . | . | . | . | . | 88.3 | 354 | 43 | 8.2 |
| WSTD | 4.5 | 17 | 1 | 17.0 | 4.0 | 15 | 1 | 15.0 | .7 | 3 | 3 | 1.0 |
| SBS | 769.5 | 3,268 | 94 | 34.8 | 1,307.9 | 5,166 | 167 | 30.9 | 272.6 | 1,111 | 153 | 7.3 |
| HON | 5.4 | 42 | 3 | 14.0 | . | . | . | . | . | . | . | . |
| NSE | .8 | 1 | 1 | 1.0 | . | . | . | . | . | . | . | . |
| USTD | 21.2 | 139 | 12 | 11.6 | . | . | . | . | . | . | . | . |
| UStd | 27.4 | 182 | 16 | 11.4 | - | - | - | - | - | - | - | - |
| Total | 3,298.0 | 15,781 | 570 | 27.7 | 4,827.5 | 19,284 | 1,114 | 17.3 | 1,235.4 | 5,195 | 564 | 9.2 |

FTES, Enrollments and Sections by Discipline and Course Level (Fall '96)

C6.964

| Incl. CVC Discipline | Lower Division | | | | Upper Division | | | | Graduate Division | | | |
|-------------------------|----------------|---------------|------------|-------------|----------------|---------------|------------|-------------|-------------------|--------------|------------|-------------|
| | FTES | Enrl'd | Sec | Size | FTES | Enrl'd | Sec | Size | FTES | Enrl'd | Sec | Size |
| ACCT | 85.3 | 320 | 7 | 45.7 | 161.1 | 660 | 33 | 20.0 | 27.7 | 104 | 10 | 10.4 |
| FIN | . | . | . | . | 169.9 | 644 | 19 | 33.9 | 38.1 | 144 | 11 | 13.1 |
| INFO | 37.3 | 280 | 8 | 35.0 | 88.3 | 331 | 13 | 25.5 | 14.3 | 54 | 7 | 7.7 |
| MGMT | 50.1 | 188 | 3 | 62.7 | 298.7 | 1,120 | 47 | 23.8 | 28.0 | 107 | 12 | 8.9 |
| MKTG | . | . | . | . | 115.2 | 462 | 23 | 20.1 | 15.1 | 57 | 5 | 11.4 |
| MSCI | 23.5 | 176 | 7 | 25.1 | 62.9 | 236 | 8 | 29.5 | .8 | 3 | 2 | 1.5 |
| PA | . | . | . | . | 53.6 | 201 | 4 | 50.3 | 52.0 | 224 | 18 | 12.4 |
| POM | . | . | . | . | . | . | . | . | 9.3 | 35 | 2 | 17.5 |
| Admn | 196.3 | 964 | 25 | 38.6 | 949.6 | 3,654 | 147 | 24.9 | 185.3 | 728 | 67 | 10.9 |
| EADM | . | . | . | . | . | . | . | . | 100.7 | 433 | 34 | 12.7 |
| EADV | . | . | . | . | . | . | . | . | 5.1 | 21 | 3 | 7.0 |
| ECLG | . | . | . | . | . | . | . | . | 78.7 | 295 | 19 | 15.5 |
| EDUC | . | . | . | . | 30.1 | 113 | 5 | 22.6 | 61.1 | 235 | 28 | 8.4 |
| EELB | . | . | . | . | 371.7 | 1,194 | 180 | 6.6 | 31.5 | 118 | 8 | 14.8 |
| EENV | . | . | . | . | . | . | . | . | 5.9 | 27 | 3 | 9.0 |
| ERDG | . | . | . | . | . | . | . | . | 28.5 | 107 | 10 | 10.7 |
| EREH | . | . | . | . | . | . | . | . | 16.8 | 63 | 5 | 12.6 |
| ESEC | . | . | . | . | 175.7 | 586 | 95 | 6.2 | 15.5 | 76 | 3 | 25.3 |
| ESPE | . | . | . | . | . | . | . | . | 121.3 | 455 | 40 | 11.4 |
| ETEC | . | . | . | . | . | . | . | . | 51.6 | 408 | 23 | 17.7 |
| EVOC | . | . | . | . | . | . | . | . | 36.8 | 157 | 20 | 7.9 |
| Educ | - | - | - | - | 577.6 | 1,893 | 280 | 6.8 | 553.4 | 2,395 | 196 | 12.2 |
| ART | 97.4 | 416 | 10 | 41.6 | 124.5 | 741 | 51 | 14.5 | 2.5 | 15 | 13 | 1.2 |
| COMM | 206.5 | 840 | 34 | 24.7 | 116.2 | 446 | 22 | 20.3 | 28.0 | 102 | 17 | 6.0 |
| DAN | 3.7 | 28 | 2 | 14.0 | 18.5 | 77 | 4 | 19.3 | . | . | . | . |
| ENG | 271.2 | 1,017 | 40 | 25.4 | 351.4 | 1,319 | 56 | 23.6 | 52.1 | 216 | 44 | 4.9 |
| FLAN | 12.0 | 45 | 4 | 11.3 | . | . | . | . | .8 | 3 | 3 | 1.0 |
| FREN | 49.6 | 186 | 11 | 16.9 | 8.5 | 32 | 3 | 10.7 | . | . | . | . |
| GER | 10.7 | 40 | 4 | 10.0 | .1 | 1 | 1 | 1.0 | . | . | . | . |
| HUM | 18.4 | 69 | 1 | 69.0 | 267.7 | 1,004 | 10 | 100.4 | 10.8 | 54 | 4 | 13.5 |
| IS | . | . | . | . | . | . | . | . | 1.5 | 4 | 4 | 1.0 |
| MUS | 51.6 | 296 | 28 | 10.6 | 16.8 | 158 | 18 | 8.8 | 20.3 | 80 | 10 | 8.0 |
| PHIL | 205.3 | 770 | 22 | 35.0 | 11.7 | 44 | 3 | 14.7 | .3 | 1 | 1 | 1.0 |
| SPAN | 186.9 | 701 | 29 | 24.2 | 61.1 | 316 | 16 | 19.8 | 10.8 | 46 | 5 | 9.2 |
| TA | 56.6 | 248 | 15 | 16.5 | 58.6 | 239 | 14 | 17.1 | 1.6 | 9 | 6 | 1.5 |
| Hum | 1,170.0 | 4,656 | 200 | 23.3 | 1,035.3 | 4,377 | 198 | 22.1 | 128.7 | 530 | 107 | 5.0 |
| BIOL | 162.9 | 1,006 | 26 | 38.7 | 75.7 | 393 | 23 | 17.1 | 4.7 | 32 | 6 | 5.3 |
| CHEM | 185.0 | 1,135 | 42 | 27.0 | 41.1 | 306 | 12 | 25.5 | 5.3 | 28 | 7 | 4.0 |
| CSCI | 119.2 | 1,059 | 30 | 35.3 | 37.2 | 201 | 13 | 15.5 | 12.8 | 60 | 22 | 2.7 |
| GEOL | 32.1 | 193 | 10 | 19.3 | 9.9 | 121 | 10 | 12.1 | .3 | 1 | 1 | 1.0 |
| HSCI | 64.8 | 405 | 10 | 40.5 | 143.2 | 620 | 25 | 24.8 | 29.9 | 118 | 11 | 10.7 |
| MATH | 449.6 | 1,713 | 65 | 26.4 | 149.6 | 561 | 22 | 25.5 | 15.5 | 58 | 7 | 8.3 |
| NSCI | 28.1 | 211 | 4 | 52.8 | 203.2 | 762 | 11 | 69.3 | . | . | . | . |
| NURS | 27.5 | 118 | 13 | 9.1 | 73.1 | 280 | 16 | 17.5 | .1 | 1 | 1 | 1.0 |
| PE | 206.1 | 1,548 | 50 | 31.0 | 80.9 | 319 | 12 | 26.6 | 1.9 | 7 | 1 | 7.0 |
| PHYS | 75.6 | 453 | 20 | 22.7 | 15.9 | 172 | 7 | 24.6 | .5 | 3 | 2 | 1.5 |
| NSci | 1,351.1 | 7,841 | 270 | 29.0 | 829.8 | 3,735 | 151 | 24.7 | 71.1 | 308 | 58 | 5.3 |
| ANTH | 38.4 | 144 | 3 | 48.0 | 20.0 | 75 | 6 | 12.5 | 2.5 | 10 | 6 | 1.7 |
| AS | 3.2 | 98 | 7 | 14.0 | 2.8 | 14 | 2 | 7.0 | . | . | . | . |
| CJUS | 32.5 | 176 | 4 | 44.0 | 130.9 | 509 | 13 | 39.2 | 13.1 | 50 | 10 | 5.0 |
| ECON | 105.6 | 396 | 11 | 36.0 | 37.3 | 148 | 8 | 18.5 | 6.4 | 24 | 5 | 4.8 |
| ES | 23.5 | 88 | 2 | 44.0 | . | . | . | . | .5 | 2 | 2 | 1.0 |
| GEOG | 36.3 | 178 | 6 | 29.7 | 40.0 | 161 | 10 | 16.1 | 1.1 | 4 | 4 | 1.0 |
| HD | 10.0 | 60 | 11 | 5.5 | . | . | . | . | 4.8 | 18 | 3 | 6.0 |
| HIST | 162.9 | 611 | 6 | 101.8 | 97.1 | 366 | 19 | 19.3 | 17.0 | 64 | 6 | 10.7 |
| MILS | 4.9 | 52 | 3 | 17.3 | 1.2 | 9 | 2 | 4.5 | . | . | . | . |
| PLST | 7.5 | 28 | 1 | 28.0 | 7.2 | 27 | 3 | 9.0 | 1.3 | 5 | 2 | 2.5 |
| PSCI | 100.5 | 377 | 4 | 94.3 | 60.0 | 225 | 12 | 18.8 | 27.9 | 106 | 9 | 11.8 |
| PSYC | 201.7 | 966 | 27 | 35.8 | 419.9 | 1,635 | 44 | 37.2 | 86.5 | 361 | 38 | 9.5 |
| SOC | 67.7 | 301 | 5 | 60.2 | 166.4 | 696 | 17 | 40.9 | 17.8 | 61 | 8 | 7.6 |
| SSCI | 63.2 | 237 | 5 | 47.4 | 258.9 | 971 | 14 | 69.4 | 1.5 | 7 | 4 | 1.8 |
| SW | . | . | . | . | . | . | . | . | 97.5 | 367 | 25 | 14.7 |
| WSTD | 4.8 | 18 | 1 | 18.0 | . | . | . | . | .3 | 2 | 2 | 1.0 |
| SBS | 862.7 | 3,730 | 96 | 38.9 | 1,241.7 | 4,836 | 150 | 32.2 | 278.1 | 1,081 | 124 | 8.7 |
| HON | 5.3 | 41 | 3 | 13.7 | . | . | . | . | . | . | . | . |
| NSE | 6.8 | 6 | 2 | 3.0 | . | . | . | . | . | . | . | . |
| USTD | 50.1 | 561 | 30 | 18.7 | . | . | . | . | . | . | . | . |
| UStd | 62.3 | 608 | 35 | 17.4 | - | - | - | - | - | - | - | - |
| Total | 3,642.3 | 17,799 | 626 | 28.4 | 4,633.9 | 18,495 | 926 | 20.0 | 1,216.6 | 5,042 | 552 | 9.1 |

FTES, Enrollments and Sections by Discipline and Course Level (Spring '96)

C6.962

| Incl. CVC Discipline | Lower Division | | | | Upper Division | | | | Graduate Division | | | |
|-------------------------|----------------|-----------------|--------------|-------------|----------------|-----------------|--------------|-------------|-------------------|----------------|--------------|-------------|
| | FTES | Enrl'd | Sec | Size | FTES | Enrl'd | Sec | Size | FTES | Enrl'd | Sec | Size |
| ACCT | 63.7 | 239 | 6 | 39.8 | 164.8 | 618 | 31 | 19.9 | 20.0 | 75 | 7 | 10.7 |
| FIN | - | - | - | - | 167.7 | 629 | 14 | 44.9 | 34.7 | 130 | 10 | 13.0 |
| INFO | 25.6 | 175 | 8 | 21.9 | 104.8 | 393 | 18 | 21.8 | 17.9 | 68 | 7 | 9.7 |
| MGMT | 16.8 | 63 | 1 | 63.0 | 269.9 | 1,012 | 43 | 23.5 | 27.9 | 106 | 13 | 8.2 |
| MKTG | - | - | - | - | 127.2 | 477 | 19 | 25.1 | 18.9 | 71 | 8 | 8.9 |
| MSCI | 24.3 | 91 | 4 | 22.8 | 58.4 | 219 | 8 | 27.4 | .5 | 2 | 1 | 2.0 |
| PA | - | - | - | - | 37.3 | 140 | 4 | 35.0 | 45.1 | 188 | 18 | 10.4 |
| POM | - | - | - | - | - | - | - | - | 8.5 | 32 | 3 | 10.7 |
| Admn | 130.4 | 568 | 19 | 29.9 | 930.1 | 3,488 | 137 | 25.5 | 173.5 | 672 | 67 | 10.0 |
| EADM | - | - | - | - | - | - | - | - | 73.0 | 316 | 31 | 10.2 |
| EADV | - | - | - | - | - | - | - | - | 3.2 | 12 | 2 | 6.0 |
| ECLG | 2.9 | 11 | 1 | 11.0 | - | - | - | - | 75.6 | 287 | 24 | 12.0 |
| EDUC | - | - | - | - | 16.5 | 62 | 4 | 15.5 | 74.9 | 288 | 50 | 5.8 |
| EELB | - | - | - | - | 317.5 | 1,102 | 183 | 6.0 | 30.4 | 114 | 7 | 16.3 |
| EENV | - | - | - | - | - | - | - | - | 6.0 | 27 | 3 | 9.0 |
| ERDG | - | - | - | - | - | - | - | - | 31.1 | 128 | 9 | 14.2 |
| EREH | - | - | - | - | - | - | - | - | 18.5 | 92 | 8 | 11.5 |
| ESEC | - | - | - | - | 143.9 | 485 | 68 | 7.1 | 11.9 | 57 | 3 | 19.0 |
| ESPE | - | - | - | - | - | - | - | - | 137.6 | 516 | 39 | 13.2 |
| ETEC | - | - | - | - | - | - | - | - | 77.2 | 634 | 35 | 18.1 |
| EVOC | - | - | - | - | 5.3 | 20 | 1 | 20.0 | 27.7 | 121 | 7 | 17.3 |
| Educ | 2.9 | 11 | 1 | 11.0 | 483.2 | 1,669 | 256 | 6.5 | 567.1 | 2,592 | 218 | 11.9 |
| ART | 69.1 | 296 | 8 | 37.0 | 132.5 | 772 | 56 | 13.8 | 5.9 | 26 | 16 | 1.6 |
| COMM | 98.4 | 400 | 19 | 21.1 | 116.2 | 464 | 24 | 19.3 | 40.3 | 152 | 27 | 5.6 |
| DAN | 2.9 | 22 | 2 | 11.0 | 15.1 | 62 | 4 | 15.5 | - | - | - | - |
| ENG | 168.5 | 632 | 24 | 26.3 | 324.8 | 1,218 | 56 | 21.8 | 50.4 | 210 | 34 | 6.2 |
| FLAN | 15.7 | 59 | 4 | 14.8 | - | - | - | - | .3 | 1 | 1 | 1.0 |
| FREN | 54.9 | 206 | 11 | 18.7 | 4.1 | 16 | 3 | 5.3 | - | - | - | - |
| GER | 12.0 | 45 | 4 | 11.3 | - | - | - | - | - | - | - | - |
| HON | 5.0 | 30 | 2 | 15.0 | - | - | - | - | .8 | 3 | 1 | 3.0 |
| HUM | 18.1 | 68 | 1 | 68.0 | 195.2 | 732 | 8 | 91.5 | 9.3 | 49 | 4 | 12.3 |
| IS | - | - | - | - | - | - | - | - | 1.5 | 3 | 3 | 1.0 |
| MUS | 24.8 | 181 | 22 | 8.2 | 15.0 | 137 | 17 | 8.1 | 20.9 | 79 | 6 | 13.2 |
| PHIL | 144.5 | 542 | 20 | 27.1 | 10.1 | 38 | 5 | 7.6 | 1.1 | 4 | 4 | 1.0 |
| SPAN | 158.9 | 596 | 22 | 27.1 | 53.7 | 270 | 14 | 19.3 | 5.7 | 30 | 5 | 6.0 |
| TA | 42.0 | 172 | 4 | 43.0 | 57.4 | 253 | 20 | 12.7 | 2.6 | 11 | 4 | 2.8 |
| Hum | 815.0 | 3,249 | 143 | 22.7 | 924.1 | 3,962 | 207 | 19.1 | 138.6 | 568 | 105 | 5.4 |
| BIOL | 154.3 | 955 | 27 | 35.4 | 57.9 | 347 | 17 | 20.4 | 10.5 | 60 | 13 | 4.6 |
| CHEM | 144.1 | 899 | 33 | 27.2 | 33.9 | 281 | 16 | 17.6 | 3.9 | 35 | 8 | 4.4 |
| CSCI | 107.1 | 916 | 28 | 32.7 | 40.1 | 259 | 15 | 17.3 | 14.8 | 76 | 14 | 5.4 |
| GEOL | 34.5 | 208 | 8 | 26.0 | 10.9 | 103 | 11 | 9.4 | 1.2 | 6 | 2 | 3.0 |
| HSCI | 53.5 | 325 | 9 | 36.1 | 139.2 | 577 | 30 | 19.2 | 8.3 | 53 | 10 | 5.3 |
| MATH | 420.5 | 1,601 | 63 | 25.4 | 121.9 | 457 | 22 | 20.8 | 18.9 | 71 | 7 | 10.1 |
| NSCI | 22.8 | 171 | 4 | 42.8 | 212.8 | 798 | 11 | 72.5 | - | - | - | - |
| NURS | 23.9 | 102 | 13 | 7.8 | 71.1 | 309 | 17 | 18.2 | .3 | 2 | 1 | 2.0 |
| PE | 165.5 | 1,233 | 47 | 26.2 | 76.5 | 313 | 15 | 20.9 | 1.3 | 5 | 1 | 5.0 |
| PHYS | 47.5 | 315 | 16 | 19.7 | 12.5 | 139 | 6 | 23.2 | - | - | - | - |
| NSci | 1,173.5 | 6,725 | 248 | 27.1 | 776.9 | 3,583 | 160 | 22.4 | 59.2 | 308 | 56 | 5.5 |
| ANTH | 28.5 | 107 | 3 | 35.7 | 57.1 | 217 | 8 | 27.1 | 2.3 | 9 | 8 | 1.1 |
| AS | 2.0 | 71 | 6 | 11.8 | 3.2 | 16 | 2 | 8.0 | - | - | - | - |
| CJUS | 31.6 | 148 | 3 | 49.3 | 89.2 | 349 | 10 | 34.9 | 17.9 | 68 | 10 | 6.8 |
| ECON | 72.0 | 270 | 12 | 22.5 | 32.6 | 129 | 9 | 14.3 | 1.6 | 7 | 3 | 2.3 |
| ES | 6.9 | 26 | 1 | 26.0 | 2.1 | 8 | 1 | 8.0 | - | - | - | - |
| GEOG | 27.2 | 135 | 5 | 27.0 | 46.1 | 215 | 13 | 16.5 | 8.3 | 31 | 5 | 6.2 |
| HD | 8.8 | 44 | 7 | 6.3 | - | - | - | - | 28.3 | 106 | 4 | 26.5 |
| HIST | 124.0 | 465 | 5 | 93.0 | 65.3 | 245 | 13 | 18.8 | 27.7 | 105 | 8 | 13.1 |
| MILS | 2.9 | 34 | 4 | 8.5 | 2.4 | 18 | 3 | 6.0 | .1 | 1 | 1 | 1.0 |
| PLST | - | - | - | - | 18.4 | 69 | 5 | 13.8 | 1.6 | 7 | 4 | 1.8 |
| PSCI | 113.6 | 426 | 6 | 71.0 | 68.3 | 256 | 13 | 19.7 | 28.4 | 107 | 10 | 10.7 |
| PSYC | 147.6 | 716 | 22 | 32.5 | 458.7 | 1,867 | 53 | 35.2 | 78.0 | 365 | 39 | 9.4 |
| SOC | 64.0 | 284 | 7 | 40.6 | 130.7 | 560 | 14 | 40.0 | 26.1 | 95 | 11 | 8.6 |
| SSCI | 79.7 | 299 | 7 | 42.7 | 272.0 | 1,020 | 12 | 85.0 | - | - | - | - |
| SW | - | - | - | - | - | - | - | - | 91.7 | 393 | 37 | 10.6 |
| WSTD | - | - | - | - | 3.2 | 12 | 1 | 12.0 | .1 | 1 | 1 | 1.0 |
| SBS | 708.9 | 3,025 | 88 | 34.4 | 1,249.3 | 4,981 | 157 | 31.7 | 312.2 | 1,295 | 141 | 9.2 |
| UStd | 4.4 | 33 | 7 | 4.7 | - | - | - | - | - | - | - | - |
| UStd | 4.4 | 33 | 7 | 4.7 | - | - | - | - | - | - | - | - |
| Total | 2,835.1 | 13,611.0 | 506.0 | 26.9 | 4,363.7 | 17,683.0 | 917.0 | 19.3 | 1,250.6 | 5,435.0 | 587.0 | 9.3 |

FTES, Enrollments and Sections by Discipline and Course Level (Winter '96)

C6.961

| Incl. CVC Discipline | Lower Division | | | | Upper Division | | | | Graduate Division | | | |
|-------------------------|----------------|-----------------|--------------|-------------|----------------|-----------------|--------------|-------------|-------------------|----------------|--------------|-------------|
| | FTES | Enrl'd | Sec | Size | FTES | Enrl'd | Sec | Size | FTES | Enrl'd | Sec | Size |
| ACCT | 78.1 | 293 | 6 | 48.8 | 157.1 | 589 | 30 | 19.6 | 24.3 | 107 | 8 | 13.4 |
| FIN | - | - | - | - | 164.8 | 618 | 16 | 38.6 | 31.7 | 119 | 7 | 17.0 |
| INFO | 36.0 | 256 | 10 | 25.6 | 101.9 | 382 | 14 | 27.3 | 20.3 | 76 | 6 | 12.7 |
| MGMT | 30.1 | 113 | 1 | 113.0 | 302.9 | 1,136 | 47 | 24.2 | 28.8 | 161 | 15 | 10.7 |
| MKTG | - | - | - | - | 137.1 | 514 | 20 | 25.7 | 23.6 | 95 | 8 | 11.9 |
| MSCI | 37.9 | 142 | 5 | 28.4 | 55.5 | 208 | 8 | 26.0 | .4 | 2 | 2 | 1.0 |
| PA | - | - | - | - | 49.6 | 186 | 3 | 62.0 | 53.1 | 222 | 20 | 11.1 |
| POM | - | - | - | - | - | - | - | - | 6.9 | 26 | 1 | 26.0 |
| Admn | 182.1 | 804 | 22 | 36.5 | 968.8 | 3,633 | 138 | 26.3 | 189.1 | 808 | 67 | 12.1 |
| EADM | - | - | - | - | - | - | - | - | 68.7 | 372 | 31 | 12.0 |
| EADV | - | - | - | - | - | - | - | - | 3.2 | 12 | 2 | 6.0 |
| ECLG | 3.5 | 13 | 1 | 13.0 | - | - | - | - | 64.0 | 243 | 21 | 11.6 |
| EDUC | - | - | - | - | 13.9 | 52 | 2 | 26.0 | 96.9 | 372 | 48 | 7.8 |
| EELB | - | - | - | - | 372.1 | 1,616 | 226 | 7.2 | 29.9 | 112 | 7 | 16.0 |
| EENV | - | - | - | - | - | - | - | - | 4.1 | 19 | 3 | 6.3 |
| ERDG | - | - | - | - | - | - | - | - | 25.1 | 94 | 9 | 10.4 |
| EREH | - | - | - | - | - | - | - | - | 17.1 | 64 | 5 | 12.8 |
| ESEC | - | - | - | - | 154.9 | 515 | 88 | 5.9 | 9.2 | 44 | 3 | 14.7 |
| ESPE | - | - | - | - | - | - | - | - | 118.9 | 500 | 33 | 15.2 |
| ETEC | - | - | - | - | - | - | - | - | 57.2 | 508 | 27 | 18.8 |
| EVOC | - | - | - | - | 5.6 | 21 | 1 | 21.0 | 41.9 | 169 | 10 | 16.9 |
| Educ | 3.5 | 13 | 1 | 13.0 | 546.5 | 2,204 | 317 | 7.0 | 536.1 | 2,509 | 199 | 12.6 |
| ART | 82.7 | 339 | 8 | 42.4 | 133.2 | 806 | 52 | 15.5 | 3.5 | 27 | 10 | 2.7 |
| COMM | 129.3 | 511 | 23 | 22.2 | 146.7 | 591 | 28 | 21.1 | 24.9 | 145 | 17 | 8.5 |
| DAN | 1.9 | 14 | 1 | 14.0 | 13.5 | 54 | 3 | 18.0 | - | - | - | - |
| ENG | 245.1 | 919 | 34 | 27.0 | 338.9 | 1,271 | 55 | 23.1 | 36.9 | 151 | 33 | 4.6 |
| FLAN | 20.8 | 78 | 5 | 15.6 | - | - | - | - | .8 | 3 | 1 | 3.0 |
| FREN | 58.7 | 220 | 10 | 22.0 | 8.6 | 33 | 4 | 8.3 | - | - | - | - |
| GER | 14.7 | 55 | 4 | 13.8 | .2 | 2 | 2 | 1.0 | - | - | - | - |
| HON | 5.3 | 32 | 2 | 16.0 | - | - | - | - | - | - | - | - |
| HUM | 14.9 | 56 | 1 | 56.0 | 174.4 | 654 | 8 | 81.8 | 9.2 | 44 | 8 | 5.5 |
| IS | - | - | - | - | - | - | - | - | 1.3 | 4 | 4 | 1.0 |
| MUS | 33.4 | 210 | 25 | 8.4 | 23.2 | 182 | 18 | 10.1 | 16.2 | 62 | 7 | 8.9 |
| PHIL | 188.8 | 708 | 22 | 32.2 | 13.1 | 49 | 4 | 12.3 | .8 | 9 | 3 | 3.0 |
| SPAN | 167.5 | 628 | 29 | 21.7 | 62.5 | 299 | 16 | 18.7 | 3.9 | 20 | 3 | 6.7 |
| TA | 47.8 | 221 | 9 | 24.6 | 45.9 | 223 | 15 | 14.9 | .7 | 4 | 3 | 1.3 |
| Hum | 1,010.8 | 3,991 | 173 | 23.1 | 960.1 | 4,164 | 205 | 20.3 | 98.1 | 469 | 89 | 5.3 |
| BIOL | 170.2 | 1,035 | 30 | 34.5 | 90.6 | 448 | 21 | 21.3 | 7.8 | 58 | 14 | 4.1 |
| CHEM | 193.1 | 1,149 | 40 | 28.7 | 19.5 | 110 | 6 | 18.3 | 2.4 | 16 | 5 | 3.2 |
| CSCI | 108.4 | 961 | 29 | 33.1 | 37.0 | 221 | 13 | 17.0 | 12.7 | 79 | 11 | 7.2 |
| GEOL | 39.1 | 236 | 9 | 26.2 | 13.3 | 67 | 9 | 7.4 | - | - | - | - |
| HSCI | 56.8 | 342 | 12 | 28.5 | 138.5 | 584 | 29 | 20.1 | 13.4 | 61 | 13 | 4.7 |
| MATH | 452.7 | 1,704 | 64 | 26.6 | 118.4 | 444 | 21 | 21.1 | 18.9 | 95 | 14 | 6.8 |
| NSCI | 27.3 | 205 | 4 | 51.3 | 212.8 | 798 | 11 | 72.5 | - | - | - | - |
| NURS | 25.0 | 107 | 14 | 7.6 | 76.7 | 374 | 19 | 19.7 | 1.1 | 7 | 2 | 3.5 |
| PE | 177.9 | 1,350 | 46 | 29.3 | 76.8 | 331 | 14 | 23.6 | .4 | 3 | 1 | 3.0 |
| PHYS | 63.9 | 417 | 21 | 19.9 | 10.5 | 122 | 7 | 17.4 | - | - | - | - |
| NSci | 1,314.4 | 7,506 | 269 | 27.9 | 794.1 | 3,499 | 150 | 23.3 | 56.7 | 319 | 60 | 5.3 |
| ANTH | 25.9 | 97 | 3 | 32.3 | 41.1 | 154 | 7 | 22.0 | 8.3 | 34 | 10 | 3.4 |
| AS | 1.5 | 58 | 4 | 14.5 | 3.4 | 17 | 1 | 17.0 | - | - | - | - |
| CJUS | 25.6 | 96 | 2 | 48.0 | 112.0 | 444 | 13 | 34.2 | 10.3 | 45 | 7 | 6.4 |
| ECON | 78.7 | 295 | 10 | 29.5 | 31.9 | 140 | 11 | 12.7 | 7.1 | 27 | 4 | 6.8 |
| ES | 12.5 | 47 | 1 | 47.0 | - | - | - | - | .3 | 1 | 1 | 1.0 |
| GEOG | 21.3 | 128 | 4 | 32.0 | 48.0 | 193 | 10 | 19.3 | - | - | - | - |
| HD | 11.2 | 56 | 10 | 5.6 | 8.0 | 30 | 1 | 30.0 | 6.9 | 26 | 2 | 13.0 |
| HIST | 130.7 | 490 | 5 | 98.0 | 100.4 | 377 | 18 | 20.9 | 16.8 | 65 | 6 | 10.8 |
| MILS | 3.2 | 39 | 2 | 19.5 | 2.9 | 22 | 3 | 7.3 | - | - | - | - |
| PLST | 2.9 | 11 | 1 | 11.0 | 13.6 | 51 | 3 | 17.0 | .8 | 3 | 2 | 1.5 |
| PSCI | 109.1 | 409 | 4 | 102.3 | 74.1 | 278 | 12 | 23.2 | 32.5 | 162 | 15 | 10.8 |
| PSYC | 178.5 | 854 | 19 | 44.9 | 458.1 | 1,800 | 46 | 39.1 | 80.7 | 425 | 33 | 12.9 |
| SOC | 66.5 | 295 | 6 | 49.2 | 137.0 | 579 | 17 | 34.1 | 23.7 | 83 | 10 | 8.3 |
| SSCI | 86.7 | 325 | 7 | 46.4 | 263.2 | 987 | 13 | 75.9 | 2.1 | 21 | 7 | 3.0 |
| SW | - | - | - | - | - | - | - | - | 93.2 | 368 | 30 | 12.3 |
| WSTD | 5.1 | 19 | 1 | 19.0 | 4.5 | 17 | 1 | 17.0 | - | - | - | - |
| SBS | 759.3 | 3,219 | 79 | 40.7 | 1,298.3 | 5,089 | 156 | 32.6 | 282.8 | 1,260 | 127 | 9.9 |
| USTD | 14.3 | 81 | 10 | 8.1 | - | - | - | - | - | - | - | - |
| UStd | 14.3 | 81 | 10 | 8.1 | - | - | - | - | - | - | - | - |
| Total | 3,284.4 | 15,614.0 | 554.0 | 28.2 | 4,567.8 | 18,589.0 | 966.0 | 19.2 | 1,162.9 | 5,365.0 | 542.0 | 9.9 |

FTES, Enrollments and Sections by Discipline and Course Level (Fall '95)

C6.954

| Incl. CVC Discipline | Lower Division | | | | Upper Division | | | | Graduate Division | | | |
|-------------------------|----------------|-----------------|--------------|-------------|----------------|-----------------|--------------|-------------|-------------------|----------------|--------------|-------------|
| | FTES | Enr'd | Sec | Size | FTES | Enr'd | Sec | Size | FTES | Enr'd | Sec | Size |
| ACCT | 91.2 | 342 | 7 | 48.9 | 144.8 | 543 | 25 | 21.7 | 28.3 | 106 | 9 | 11.8 |
| FIN | - | - | - | - | 207.5 | 778 | 19 | 40.9 | 33.1 | 124 | 10 | 12.4 |
| INFO | 29.3 | 222 | 8 | 27.8 | 88.8 | 333 | 15 | 22.2 | 17.1 | 64 | 6 | 10.7 |
| MGMT | 53.3 | 200 | 3 | 66.7 | 295.5 | 1,108 | 46 | 24.1 | 34.7 | 131 | 10 | 13.1 |
| MKTG | - | - | - | - | 130.9 | 491 | 21 | 23.4 | 20.5 | 77 | 5 | 15.4 |
| MSCI | 48.8 | 183 | 4 | 45.8 | 64.0 | 240 | 10 | 24.0 | .7 | 3 | 3 | 1.0 |
| PA | - | - | - | - | 64.0 | 240 | 4 | 60.0 | 52.8 | 216 | 20 | 10.8 |
| POM | - | - | - | - | - | - | - | - | 6.1 | 23 | 1 | 23.0 |
| Admn | 222.7 | 947 | 22 | 43.0 | 995.5 | 3,733 | 140 | 26.7 | 193.2 | 744 | 64 | 11.6 |
| EADM | - | - | - | - | - | - | - | - | 60.5 | 258 | 25 | 10.3 |
| EADV | - | - | - | - | - | - | - | - | 4.4 | 18 | 3 | 6.0 |
| ECLG | - | - | - | - | - | - | - | - | 70.1 | 263 | 24 | 11.0 |
| EDUC | - | - | - | - | 18.9 | 71 | 4 | 17.8 | 73.3 | 279 | 37 | 7.5 |
| EELB | - | - | - | - | 327.5 | 1,119 | 149 | 7.5 | 28.3 | 106 | 7 | 15.1 |
| EENV | - | - | - | - | - | - | - | - | 4.9 | 27 | 4 | 6.8 |
| ERDG | - | - | - | - | - | - | - | - | 26.7 | 100 | 10 | 10.0 |
| EREH | - | - | - | - | - | - | - | - | 15.5 | 58 | 4 | 14.5 |
| ESEC | - | - | - | - | 130.3 | 429 | 63 | 6.8 | 16.9 | 78 | 6 | 13.0 |
| ESPE | - | - | - | - | - | - | - | - | 129.1 | 484 | 37 | 13.1 |
| ETEC | - | - | - | - | - | - | - | - | 46.1 | 383 | 25 | 15.3 |
| EVOC | - | - | - | - | - | - | - | - | 38.9 | 166 | 23 | 7.2 |
| Educ | - | - | - | - | 476.7 | 1,619 | 216 | 7.5 | 514.7 | 2,220 | 205 | 10.8 |
| ART | 94.5 | 403 | 10 | 40.3 | 133.8 | 786 | 56 | 14.0 | 1.3 | 5 | 4 | 1.3 |
| COMM | 200.7 | 804 | 33 | 24.4 | 149.7 | 603 | 23 | 26.2 | 26.5 | 96 | 13 | 7.4 |
| DAN | 1.9 | 14 | 2 | 7.0 | 13.6 | 58 | 4 | 14.5 | - | - | - | - |
| ENG | 259.2 | 972 | 38 | 25.6 | 356.0 | 1,336 | 60 | 22.3 | 43.7 | 192 | 32 | 6.0 |
| FLAN | 18.7 | 70 | 4 | 17.5 | 2.9 | 11 | 1 | 11.0 | .8 | 3 | 2 | 1.5 |
| FREN | 59.2 | 222 | 12 | 18.5 | 7.6 | 29 | 3 | 9.7 | - | - | - | - |
| GER | 11.6 | 44 | 5 | 8.8 | - | - | - | - | - | - | - | - |
| HON | 5.8 | 36 | 2 | 18.0 | - | - | - | - | .3 | 1 | 1 | 1.0 |
| HUM | 14.9 | 56 | 1 | 56.0 | 287.2 | 1,077 | 10 | 107.7 | 7.9 | 34 | 6 | 5.7 |
| IS | - | - | - | - | - | - | - | - | 1.5 | 4 | 3 | 1.3 |
| MUS | 47.9 | 270 | 29 | 9.3 | 15.6 | 152 | 17 | 8.9 | 15.3 | 64 | 9 | 7.1 |
| PHIL | 211.7 | 794 | 22 | 36.1 | 8.0 | 30 | 3 | 10.0 | .7 | 3 | 3 | 1.0 |
| SPAN | 170.7 | 640 | 26 | 24.6 | 50.4 | 276 | 15 | 18.4 | 8.5 | 36 | 6 | 6.0 |
| TA | 54.1 | 249 | 10 | 24.9 | 43.7 | 186 | 13 | 14.3 | 1.6 | 7 | 5 | 1.4 |
| Hum | 1,150.8 | 4,574 | 194 | 23.6 | 1,068.5 | 4,544 | 205 | 22.2 | 108.1 | 445 | 84 | 5.3 |
| BIOL | 169.3 | 1,032 | 26 | 39.7 | 94.0 | 480 | 23 | 20.9 | 5.2 | 37 | 8 | 4.6 |
| CHEM | 185.7 | 1,139 | 40 | 28.5 | 37.8 | 276 | 11 | 25.1 | 1.8 | 12 | 8 | 1.5 |
| CSCI | 113.7 | 1,003 | 37 | 27.1 | 26.2 | 133 | 11 | 12.1 | 23.3 | 109 | 17 | 6.4 |
| GEOL | 41.8 | 252 | 10 | 25.2 | 8.5 | 95 | 9 | 10.6 | .3 | 1 | 1 | 1.0 |
| HSCI | 53.4 | 339 | 9 | 37.7 | 140.2 | 584 | 26 | 22.5 | 17.1 | 64 | 10 | 6.4 |
| MATH | 459.3 | 1,748 | 67 | 26.1 | 124.3 | 467 | 23 | 20.3 | 22.1 | 83 | 10 | 8.3 |
| NSCI | 31.5 | 237 | 5 | 47.4 | 226.7 | 850 | 13 | 65.4 | - | - | - | - |
| NURS | 27.5 | 118 | 14 | 8.4 | 85.2 | 341 | 18 | 18.9 | 2.9 | 21 | 3 | 7.0 |
| PE | 202.4 | 1,514 | 56 | 27.0 | 76.7 | 301 | 14 | 21.5 | - | - | - | - |
| PHYS | 79.7 | 482 | 21 | 23.0 | 7.2 | 84 | 5 | 16.8 | .5 | 2 | 2 | 1.0 |
| NSci | 1,364.5 | 7,864 | 285 | 27.6 | 826.7 | 3,611 | 153 | 23.6 | 73.2 | 329 | 59 | 5.6 |
| ANTH | 37.9 | 142 | 3 | 47.3 | 45.9 | 172 | 8 | 21.5 | 3.6 | 15 | 14 | 1.1 |
| AS | 1.9 | 67 | 4 | 16.8 | 3.0 | 15 | 2 | 7.5 | - | - | - | - |
| CJUS | 39.5 | 202 | 5 | 40.4 | 126.8 | 491 | 14 | 35.1 | 14.8 | 55 | 8 | 6.9 |
| ECON | 109.3 | 410 | 12 | 34.2 | 45.0 | 180 | 10 | 18.0 | .5 | 2 | 1 | 2.0 |
| ES | 13.1 | 49 | 1 | 49.0 | .8 | 6 | 1 | 6.0 | .3 | 1 | 1 | 1.0 |
| GEOG | 33.5 | 172 | 5 | 34.4 | 39.6 | 159 | 8 | 19.9 | .7 | 3 | 3 | 1.0 |
| HD | 14.3 | 86 | 11 | 7.8 | - | - | - | - | 4.3 | 16 | 2 | 8.0 |
| HIST | 158.4 | 594 | 5 | 118.8 | 93.1 | 349 | 15 | 23.3 | 13.2 | 50 | 4 | 12.5 |
| MILS | 3.3 | 36 | 3 | 12.0 | 1.2 | 9 | 2 | 4.5 | - | - | - | - |
| PLST | 6.1 | 23 | 1 | 23.0 | 7.7 | 29 | 3 | 9.7 | 1.1 | 4 | 2 | 2.0 |
| PSCI | 105.1 | 394 | 4 | 98.5 | 66.9 | 251 | 12 | 20.9 | 23.3 | 88 | 9 | 9.8 |
| PSYC | 202.4 | 992 | 23 | 43.1 | 410.8 | 1,607 | 41 | 39.2 | 98.1 | 398 | 41 | 9.7 |
| SOC | 52.9 | 245 | 5 | 49.0 | 129.5 | 541 | 16 | 33.8 | 19.1 | 68 | 9 | 7.6 |
| SSCI | 68.0 | 255 | 6 | 42.5 | 184.3 | 691 | 13 | 53.2 | 7.6 | 45 | 6 | 7.5 |
| SW | - | - | - | - | - | - | - | - | 100.0 | 375 | 20 | 18.8 |
| WSTD | 6.4 | 24 | 1 | 24.0 | - | - | - | - | .6 | 3 | 3 | 1.0 |
| SBS | 852.0 | 3,691 | 89 | 41.5 | 1,154.5 | 4,500 | 145 | 31.0 | 287.3 | 1,123 | 123 | 9.1 |
| USTD | 39.9 | 444 | 28 | 15.9 | - | - | - | - | - | - | - | - |
| UStd | 39.9 | 444 | 28 | 15.9 | - | - | - | - | - | - | - | - |
| Total | 3,629.8 | 17,520.0 | 618.0 | 28.3 | 4,522.0 | 18,007.0 | 859.0 | 21.0 | 1,176.5 | 4,861.0 | 535.0 | 9.1 |

FTES, Enrollments and Sections by Discipline and Course Level (Spring '95)

C6.952

| Incl. CVC Discipline | Lower Division | | | | Upper Division | | | | Graduate Division | | | |
|-------------------------|----------------|-----------------|--------------|-------------|----------------|-----------------|--------------|-------------|-------------------|----------------|--------------|-------------|
| | FTES | Enr'l'd | Sec | Size | FTES | Enr'l'd | Sec | Size | FTES | Enr'l'd | Sec | Size |
| ACCT | 69.1 | 259 | 6 | 43.2 | 173.6 | 651 | 30 | 21.7 | 20.9 | 79 | 11 | 7.2 |
| FIN | - | - | - | - | 175.2 | 657 | 15 | 43.8 | 32.8 | 123 | 8 | 15.4 |
| INFO | 33.6 | 126 | 4 | 31.5 | 95.7 | 359 | 15 | 23.9 | 19.2 | 72 | 6 | 12.0 |
| MGMT | 15.5 | 58 | 1 | 58.0 | 272.5 | 1,022 | 43 | 23.8 | 32.1 | 123 | 11 | 11.2 |
| MKTG | - | - | - | - | 140.0 | 525 | 21 | 25.0 | 20.9 | 79 | 7 | 11.3 |
| MSCI | 31.2 | 117 | 4 | 29.3 | 71.7 | 269 | 8 | 33.6 | .5 | 2 | 1 | 2.0 |
| PA | - | - | - | - | 64.3 | 241 | 4 | 60.3 | 40.8 | 166 | 15 | 11.1 |
| POM | - | - | - | - | - | - | - | - | 7.7 | 29 | 4 | 7.3 |
| Admn | 149.3 | 560 | 15 | 37.3 | 993.1 | 3,724 | 136 | 27.4 | 175.1 | 673 | 63 | 10.7 |
| EADM | - | - | - | - | - | - | - | - | 62.1 | 285 | 22 | 13.0 |
| ECLG | - | - | - | - | - | - | - | - | 68.5 | 281 | 26 | 10.8 |
| EDUC | - | - | - | - | 10.7 | 40 | 3 | 13.3 | 62.2 | 244 | 46 | 5.3 |
| EELB | - | - | - | - | 315.6 | 1,120 | 156 | 7.2 | 28.5 | 107 | 7 | 15.3 |
| EENV | - | - | - | - | - | - | - | - | 6.4 | 29 | 3 | 9.7 |
| ERDG | - | - | - | - | - | - | - | - | 27.3 | 120 | 10 | 12.0 |
| EREH | - | - | - | - | - | - | - | - | 19.5 | 100 | 7 | 14.3 |
| ESEC | - | - | - | - | 131.7 | 427 | 88 | 4.9 | 24.7 | 122 | 8 | 15.3 |
| ESPE | - | - | - | - | - | - | - | - | 131.7 | 501 | 41 | 12.2 |
| ETEC | - | - | - | - | - | - | - | - | 66.5 | 543 | 29 | 18.7 |
| EVOG | - | - | - | - | - | - | - | - | 26.1 | 112 | 7 | 16.0 |
| Educ | - | - | - | - | 458.0 | 1,587 | 247 | 6.4 | 523.5 | 2,444 | 206 | 11.9 |
| ART | 88.4 | 373 | 9 | 41.4 | 124.0 | 748 | 52 | 14.4 | 1.9 | 10 | 4 | 2.5 |
| COMM | 80.0 | 315 | 16 | 19.7 | 151.5 | 608 | 29 | 21.0 | 35.5 | 132 | 19 | 6.9 |
| DAN | 2.1 | 16 | 1 | 16.0 | 11.3 | 53 | 3 | 17.7 | - | - | - | - |
| ENG | 192.3 | 721 | 24 | 30.0 | 332.7 | 1,249 | 56 | 22.3 | 51.9 | 219 | 34 | 6.4 |
| FLAN | 20.3 | 76 | 5 | 15.2 | - | - | - | - | 1.6 | 6 | 3 | 2.0 |
| FREN | 50.7 | 190 | 8 | 23.8 | 4.5 | 17 | 2 | 8.5 | - | - | - | - |
| GER | 6.9 | 26 | 2 | 13.0 | 1.2 | 5 | 2 | 2.5 | - | - | - | - |
| HON | - | - | - | - | .3 | 1 | 1 | 1.0 | .5 | 2 | 1 | 2.0 |
| HUM | 18.9 | 71 | 1 | 71.0 | 229.6 | 861 | 8 | 107.6 | 6.5 | 30 | 4 | 7.5 |
| IS | - | - | - | - | - | - | - | - | 1.1 | 4 | 3 | 1.3 |
| MUS | 32.9 | 195 | 25 | 7.8 | 15.7 | 137 | 17 | 8.1 | 12.3 | 50 | 7 | 7.1 |
| PHIL | 124.8 | 468 | 17 | 27.5 | 6.7 | 25 | 4 | 6.3 | .3 | 1 | 1 | 1.0 |
| SPAN | 150.4 | 564 | 23 | 24.5 | 48.7 | 193 | 8 | 24.1 | 14.9 | 65 | 5 | 13.0 |
| TA | 25.9 | 97 | 3 | 32.3 | 40.6 | 197 | 20 | 9.9 | 1.7 | 8 | 7 | 1.1 |
| Hum | 793.5 | 3,112 | 134 | 23.2 | 966.8 | 4,094 | 202 | 20.3 | 128.3 | 527 | 88 | 6.0 |
| BIOL | 187.4 | 1,137 | 33 | 34.5 | 77.9 | 418 | 22 | 19.0 | 12.7 | 96 | 18 | 5.3 |
| CHEM | 156.8 | 982 | 34 | 28.9 | 21.2 | 154 | 10 | 15.4 | 8.9 | 58 | 8 | 7.3 |
| CSCI | 97.1 | 844 | 24 | 35.2 | 39.1 | 229 | 11 | 20.8 | 20.3 | 93 | 13 | 7.2 |
| GEOL | 29.7 | 179 | 8 | 22.4 | 16.9 | 95 | 8 | 11.9 | .3 | 2 | 2 | 1.0 |
| HSCI | 48.3 | 290 | 7 | 41.4 | 139.8 | 578 | 29 | 19.9 | 12.6 | 59 | 15 | 3.9 |
| MATH | 344.1 | 1,310 | 52 | 25.2 | 136.8 | 513 | 24 | 21.4 | 28.3 | 106 | 17 | 6.2 |
| NSCI | 27.6 | 208 | 5 | 41.6 | 209.9 | 787 | 11 | 71.5 | .7 | 5 | 1 | 5.0 |
| NURS | 28.1 | 120 | 18 | 6.7 | 68.7 | 287 | 17 | 16.9 | - | - | - | - |
| PE | 164.0 | 1,223 | 42 | 29.1 | 58.4 | 244 | 11 | 22.2 | 1.3 | 5 | 3 | 1.7 |
| PHYS | 60.8 | 411 | 16 | 25.7 | 6.7 | 78 | 6 | 13.0 | 2.1 | 10 | 2 | 5.0 |
| NSci | 1,143.9 | 6,704 | 239 | 28.1 | 775.2 | 3,383 | 149 | 22.7 | 87.3 | 434 | 79 | 5.5 |
| ANTH | 33.3 | 125 | 3 | 41.7 | 39.7 | 157 | 8 | 19.6 | 4.6 | 18 | 11 | 1.6 |
| AS | .9 | 39 | 4 | 9.8 | 2.6 | 13 | 2 | 6.5 | - | - | - | - |
| CJUS | 17.7 | 85 | 4 | 21.3 | 103.6 | 410 | 13 | 31.5 | 15.9 | 61 | 9 | 6.8 |
| ECON | 76.0 | 285 | 11 | 25.9 | 41.9 | 172 | 10 | 17.2 | 6.9 | 27 | 3 | 9.0 |
| ES | 11.5 | 43 | 1 | 43.0 | .8 | 3 | 1 | 3.0 | .5 | 2 | 1 | 2.0 |
| GEOG | 31.9 | 182 | 8 | 22.8 | 61.1 | 244 | 13 | 18.8 | 1.7 | 6 | 5 | 1.2 |
| HD | 4.4 | 22 | 6 | 3.7 | - | - | - | - | 16.8 | 63 | 4 | 15.8 |
| HIST | 161.9 | 607 | 5 | 121.4 | 93.6 | 351 | 14 | 25.1 | 14.9 | 58 | 7 | 8.3 |
| MILS | 1.1 | 16 | 2 | 8.0 | 1.3 | 10 | 2 | 5.0 | - | - | - | - |
| PLST | - | - | - | - | 20.3 | 76 | 5 | 15.2 | 2.4 | 9 | 2 | 4.5 |
| PSCI | 72.3 | 271 | 3 | 90.3 | 78.4 | 294 | 13 | 22.6 | 38.8 | 151 | 15 | 10.1 |
| PSYC | 158.9 | 796 | 20 | 39.8 | 460.0 | 1,862 | 53 | 35.1 | 85.3 | 391 | 43 | 9.1 |
| SOC | 63.3 | 303 | 7 | 43.3 | 141.7 | 584 | 17 | 34.4 | 29.9 | 106 | 9 | 11.8 |
| SSCI | 30.7 | 115 | 4 | 28.8 | 265.9 | 997 | 12 | 83.1 | 1.6 | 9 | 8 | 1.1 |
| SW | - | - | - | - | - | - | - | - | 84.8 | 361 | 70 | 5.2 |
| WSTD | - | - | - | - | 6.9 | 26 | 2 | 13.0 | .7 | 3 | 2 | 1.5 |
| SBS | 663.9 | 2,889 | 78 | 37.0 | 1,317.8 | 5,199 | 165 | 31.5 | 305.0 | 1,265 | 189 | 6.7 |
| USTD | 5.5 | 48 | 12 | 4.0 | - | - | - | - | - | - | - | - |
| UStd | 5.5 | 48 | 12 | 4.0 | - | - | - | - | - | - | - | - |
| Total | 2,756.2 | 13,313.0 | 478.0 | 27.9 | 4,510.9 | 17,987.0 | 899.0 | 20.0 | 1,219.1 | 5,343.0 | 625.0 | 8.5 |

FTES, Enrollments and Sections by Discipline and Course Level (Winter '95)

C6.951

| Incl. CVC Discipline | Lower Division | | | | Upper Division | | | | Graduate Division | | | |
|-------------------------|----------------|---------------|------------|-------------|----------------|---------------|------------|-------------|-------------------|--------------|------------|-------------|
| | FTES | Enr'd | Sec | Size | FTES | Enr'd | Sec | Size | FTES | Enr'd | Sec | Size |
| ACCT | 72.5 | 272 | 6 | 45.3 | 165.6 | 621 | 29 | 21.4 | 32.4 | 140 | 8 | 17.5 |
| FIN | - | - | - | - | 169.3 | 635 | 14 | 45.4 | 44.3 | 166 | 11 | 15.1 |
| INFO | 44.5 | 167 | 4 | 41.8 | 108.5 | 407 | 15 | 27.1 | 14.8 | 56 | 6 | 9.3 |
| MGMT | 27.2 | 102 | 1 | 102.0 | 334.9 | 1,256 | 52 | 24.2 | 23.1 | 87 | 10 | 8.7 |
| MKTG | - | - | - | - | 120.5 | 452 | 17 | 26.6 | 23.7 | 89 | 6 | 14.8 |
| MSCI | 34.1 | 128 | 4 | 32.0 | 60.5 | 227 | 8 | 28.4 | .5 | 2 | 1 | 2.0 |
| PA | - | - | - | - | 63.5 | 238 | 3 | 79.3 | 50.1 | 204 | 14 | 14.6 |
| POM | - | - | - | - | - | - | - | - | 12.5 | 47 | 3 | 15.7 |
| Admn | 178.4 | 669 | 15 | 44.6 | 1,022.9 | 3,836 | 138 | 27.8 | 201.5 | 791 | 59 | 13.4 |
| EADM | - | - | - | - | - | - | - | - | 49.3 | 222 | 23 | 9.7 |
| ECLG | - | - | - | - | - | - | - | - | 62.4 | 234 | 25 | 9.4 |
| EDUC | - | - | - | - | 14.7 | 55 | 3 | 18.3 | 57.2 | 216 | 27 | 8.0 |
| EELB | - | - | - | - | 388.4 | 1,305 | 233 | 5.6 | 31.2 | 124 | 8 | 15.5 |
| EENV | - | - | - | - | - | - | - | - | 5.9 | 28 | 2 | 14.0 |
| ERDG | - | - | - | - | - | - | - | - | 23.5 | 88 | 10 | 8.8 |
| EREH | - | - | - | - | - | - | - | - | 25.3 | 95 | 6 | 15.8 |
| ESEC | - | - | - | - | 173.7 | 566 | 119 | 4.8 | 15.2 | 76 | 5 | 15.2 |
| ESPE | - | - | - | - | - | - | - | - | 133.1 | 503 | 41 | 12.3 |
| ETEC | - | - | - | - | - | - | - | - | 46.7 | 425 | 27 | 15.7 |
| EVOG | - | - | - | - | 3.5 | 13 | 1 | 13.0 | 18.7 | 70 | 4 | 17.5 |
| Educ | - | - | - | - | 580.3 | 1,939 | 356 | 5.4 | 468.4 | 2,081 | 178 | 11.7 |
| ART | 63.6 | 265 | 7 | 37.9 | 137.6 | 826 | 52 | 15.9 | 3.5 | 16 | 5 | 3.2 |
| COMM | 123.5 | 497 | 21 | 23.7 | 152.5 | 608 | 27 | 22.5 | 20.9 | 77 | 17 | 4.5 |
| DAN | 1.6 | 12 | 1 | 12.0 | 5.2 | 24 | 2 | 12.0 | - | - | - | - |
| ENG | 251.7 | 944 | 33 | 28.6 | 336.9 | 1,265 | 58 | 21.8 | 43.1 | 177 | 40 | 4.4 |
| FLAN | 17.1 | 64 | 4 | 16.0 | - | - | - | - | 2.1 | 8 | 5 | 1.6 |
| FREN | 52.3 | 196 | 9 | 21.8 | 5.3 | 20 | 2 | 10.0 | - | - | - | - |
| GER | 12.8 | 48 | 3 | 16.0 | - | - | - | - | - | - | - | - |
| HUM | 14.4 | 54 | 1 | 54.0 | 164.5 | 617 | 8 | 77.1 | 4.5 | 22 | 5 | 4.4 |
| IS | - | - | - | - | - | - | - | - | 2.0 | 5 | 5 | 1.0 |
| MUS | 33.7 | 206 | 24 | 8.6 | 14.3 | 135 | 17 | 7.9 | 12.3 | 50 | 9 | 5.6 |
| PHIL | 206.1 | 773 | 27 | 28.6 | 6.9 | 26 | 3 | 8.7 | 1.3 | 5 | 2 | 2.5 |
| SPAN | 168.5 | 632 | 27 | 23.4 | 69.1 | 314 | 15 | 20.9 | 10.6 | 42 | 5 | 8.4 |
| TA | 42.0 | 216 | 12 | 18.0 | 49.2 | 201 | 14 | 14.4 | .9 | 4 | 3 | 1.3 |
| Hum | 987.2 | 3,907 | 169 | 23.1 | 941.5 | 4,036 | 198 | 20.4 | 101.2 | 406 | 96 | 4.2 |
| BIOL | 165.3 | 1,003 | 28 | 35.8 | 86.0 | 415 | 19 | 21.8 | 7.2 | 49 | 10 | 4.9 |
| CHEM | 204.4 | 1,202 | 45 | 26.7 | 20.7 | 132 | 8 | 16.5 | 2.3 | 15 | 7 | 2.1 |
| CSCI | 100.9 | 817 | 24 | 34.0 | 51.7 | 298 | 15 | 19.9 | 15.8 | 99 | 10 | 9.9 |
| GEOG | 39.0 | 234 | 9 | 26.0 | 19.5 | 121 | 10 | 12.1 | - | - | - | - |
| HSCI | 57.7 | 346 | 10 | 34.6 | 140.7 | 585 | 26 | 22.5 | 7.4 | 30 | 12 | 2.5 |
| MATH | 400.5 | 1,526 | 58 | 26.3 | 128.5 | 482 | 24 | 20.1 | 24.7 | 93 | 11 | 8.5 |
| NSCI | 26.7 | 201 | 5 | 40.2 | 185.6 | 696 | 12 | 58.0 | - | - | - | - |
| NURS | 27.8 | 119 | 11 | 10.8 | 75.9 | 286 | 16 | 17.9 | - | - | - | - |
| PE | 154.1 | 1,176 | 45 | 26.1 | 80.5 | 334 | 17 | 19.6 | .8 | 3 | 3 | 1.0 |
| PHYS | 68.5 | 460 | 17 | 27.1 | 8.7 | 48 | 7 | 6.9 | .1 | 1 | 1 | 1.0 |
| NSci | 1,245.0 | 7,084 | 252 | 28.1 | 797.8 | 3,397 | 154 | 22.1 | 58.2 | 290 | 54 | 5.4 |
| ANTH | 25.6 | 96 | 3 | 32.0 | 66.9 | 251 | 9 | 27.9 | 7.5 | 29 | 9 | 3.2 |
| AS | 1.3 | 49 | 4 | 12.3 | 2.4 | 12 | 2 | 6.0 | - | - | - | - |
| CJUS | 26.7 | 113 | 3 | 37.7 | 104.1 | 402 | 13 | 30.9 | 13.1 | 50 | 10 | 5.0 |
| ECON | 80.8 | 303 | 10 | 30.3 | 40.1 | 160 | 10 | 16.0 | 14.7 | 56 | 5 | 11.2 |
| ES | 8.5 | 32 | 1 | 32.0 | - | - | - | - | - | - | - | - |
| GEOG | 30.3 | 145 | 6 | 24.2 | 28.0 | 121 | 7 | 17.3 | 2.0 | 6 | 4 | 1.5 |
| HD | 12.0 | 60 | 9 | 6.7 | 13.3 | 50 | 1 | 50.0 | 3.2 | 12 | 2 | 6.0 |
| HIST | 151.2 | 567 | 5 | 113.4 | 74.4 | 288 | 16 | 18.0 | 15.6 | 59 | 5 | 11.8 |
| MILS | 1.4 | 19 | 4 | 4.8 | 2.0 | 15 | 2 | 7.5 | - | - | - | - |
| PLST | - | - | - | - | 27.2 | 102 | 7 | 14.6 | 1.0 | 4 | 2 | 2.0 |
| PSCI | 84.8 | 318 | 4 | 79.5 | 83.2 | 312 | 11 | 28.4 | 34.4 | 135 | 13 | 10.4 |
| PSYC | 152.1 | 757 | 16 | 47.3 | 427.7 | 1,708 | 46 | 37.1 | 80.7 | 388 | 38 | 10.2 |
| SOC | 74.3 | 314 | 7 | 44.9 | 111.4 | 467 | 16 | 29.2 | 25.9 | 90 | 9 | 10.0 |
| SSCI | 58.9 | 221 | 6 | 36.8 | 271.5 | 1,018 | 12 | 84.8 | 1.5 | 7 | 6 | 1.2 |
| SW | - | - | - | - | - | - | - | - | 87.2 | 345 | 65 | 5.3 |
| WSTD | 5.1 | 19 | 1 | 19.0 | - | - | - | - | - | - | - | - |
| SBS | 712.9 | 3,013 | 79 | 38.1 | 1,252.2 | 4,906 | 152 | 32.3 | 286.8 | 1,181 | 168 | 7.0 |
| USTD | 10.8 | 60 | 11 | 5.5 | - | - | - | - | - | - | - | - |
| UStd | 10.8 | 60 | 11 | 5.5 | - | - | - | - | - | - | - | - |
| Total | 3,134.3 | 14,733 | 526 | 28.0 | 4,594.7 | 18,114 | 998 | 18.2 | 1,116.1 | 4,749 | 555 | 8.6 |

FTES, Enrollments and Sections by Discipline and Course Level (Fall '94)

C6.944

| Discipline | Lower Division | | | | Upper Division | | | | Graduate Division | | | |
|--------------|----------------|--------|-----|-------|----------------|--------|-----|-------|-------------------|--------|-----|------|
| | FTES | Enrl'd | Sec | Size | FTES | Enrl'd | Sec | Size | FTES | Enrl'd | Sec | Size |
| ACCT | 98.9 | 371 | 7 | 53.0 | 153.1 | 574 | 28 | 20.5 | 38.8 | 156 | 14 | 11.1 |
| FIN | - | - | - | - | 179.5 | 673 | 18 | 37.4 | 34.7 | 130 | 7 | 18.6 |
| INFO | 44.3 | 166 | 3 | 55.3 | 101.9 | 382 | 17 | 22.5 | 14.9 | 57 | 6 | 9.5 |
| MGMT | 64.8 | 243 | 3 | 81.0 | 309.9 | 1,162 | 49 | 23.7 | 32.1 | 122 | 10 | 12.2 |
| MKTG | - | - | - | - | 145.3 | 545 | 21 | 26.0 | 20.0 | 75 | 5 | 15.0 |
| MSCI | 38.1 | 143 | 8 | 17.9 | 67.7 | 254 | 13 | 19.5 | 0.5 | 2 | 2 | 1.0 |
| PA | - | - | - | - | 74.9 | 281 | 4 | 70.3 | 53.5 | 228 | 15 | 15.2 |
| POM | - | - | - | - | - | - | - | - | 6.1 | 23 | 2 | 11.5 |
| Admn | 246.1 | 923 | 21 | 44.0 | 1,032.3 | 3,871 | 150 | 25.8 | 200.7 | 793 | 61 | 13.0 |
| EADM | - | - | - | - | - | - | - | - | 58.7 | 263 | 23 | 11.4 |
| ECLG | - | - | - | - | - | - | - | - | 65.1 | 244 | 23 | 10.6 |
| EDUC | - | - | - | - | 14.9 | 56 | 3 | 18.7 | 82.5 | 318 | 42 | 7.6 |
| EELB | - | - | - | - | 322.4 | 1,096 | 85 | 12.9 | 19.5 | 73 | 5 | 14.6 |
| EENV | - | - | - | - | - | - | - | - | 8.3 | 38 | 3 | 12.7 |
| ERDG | - | - | - | - | - | - | - | - | 26.9 | 101 | 12 | 8.4 |
| EREH | - | - | - | - | - | - | - | - | 18.7 | 70 | 4 | 17.5 |
| ESEC | - | - | - | - | 152.3 | 513 | 50 | 10.3 | 2.9 | 22 | 1 | 22.0 |
| ESPE | - | - | - | - | - | - | - | - | 131.5 | 498 | 35 | 14.2 |
| ETEC | - | - | - | - | - | - | - | - | 42.6 | 371 | 21 | 17.7 |
| EVOC | - | - | - | - | - | - | - | - | 44.8 | 186 | 19 | 9.8 |
| Educ | - | - | - | - | 489.6 | 1,665 | 138 | 12.1 | 501.4 | 2,184 | 188 | 11.6 |
| ART | 98.6 | 416 | 9 | 46.2 | 142.5 | 840 | 58 | 14.5 | 2.4 | 13 | 11 | 1.2 |
| COMM | 195.2 | 766 | 32 | 23.9 | 115.8 | 473 | 24 | 19.7 | 27.8 | 102 | 14 | 7.3 |
| DAN | 1.6 | 12 | 1 | 12.0 | 5.2 | 22 | 2 | 11.0 | - | - | - | - |
| ENG | 267.7 | 1,004 | 37 | 27.1 | 390.8 | 1,467 | 66 | 22.2 | 35.7 | 163 | 31 | 5.3 |
| FLAN | 13.9 | 52 | 3 | 17.3 | - | - | - | - | 1.3 | 5 | 3 | 1.7 |
| FREN | 52.5 | 197 | 9 | 21.9 | 4.7 | 21 | 3 | 7.0 | - | - | - | - |
| GER | 11.7 | 44 | 4 | 11.0 | - | - | - | - | - | - | - | - |
| HUM | 22.7 | 85 | 1 | 85.0 | 262.7 | 985 | 9 | 109.4 | 2.1 | 10 | 4 | 2.5 |
| IS | - | - | - | - | - | - | - | - | 1.7 | 4 | 4 | 1.0 |
| MUS | 34.1 | 209 | 24 | 8.7 | 11.6 | 124 | 16 | 7.8 | 15.6 | 60 | 6 | 10.0 |
| PHIL | 217.3 | 815 | 27 | 30.2 | 10.9 | 41 | 3 | 13.7 | - | - | - | - |
| SPAN | 129.1 | 484 | 21 | 23.0 | 77.9 | 310 | 10 | 31.0 | 8.1 | 33 | 4 | 8.3 |
| TA | 38.9 | 184 | 8 | 23.0 | 36.8 | 169 | 13 | 13.0 | 0.3 | 1 | 1 | 1.0 |
| Hum | 1,083.4 | 4,268 | 176 | 24.3 | 1,058.9 | 4,452 | 204 | 21.8 | 94.9 | 391 | 78 | 5.0 |
| BIOL | 175.9 | 1,055 | 29 | 36.4 | 93.2 | 481 | 18 | 26.7 | 6.6 | 46 | 11 | 4.2 |
| CHEM | 198.5 | 1,206 | 41 | 29.4 | 33.1 | 214 | 9 | 23.8 | 3.2 | 14 | 6 | 2.3 |
| CSCI | 114.0 | 965 | 31 | 31.1 | 45.0 | 236 | 11 | 21.5 | 10.9 | 52 | 7 | 7.4 |
| GEOL | 36.3 | 218 | 7 | 31.1 | 17.1 | 147 | 10 | 14.7 | - | - | - | - |
| HSCI | 50.7 | 320 | 8 | 40.0 | 125.3 | 527 | 24 | 22.0 | 17.9 | 70 | 10 | 7.0 |
| MATH | 335.5 | 1,285 | 67 | 19.2 | 141.2 | 531 | 25 | 21.2 | 22.1 | 83 | 9 | 9.2 |
| NSCI | 32.7 | 246 | 5 | 49.2 | 230.9 | 866 | 10 | 86.6 | 0.8 | 3 | 1 | 3.0 |
| NURS | 27.7 | 119 | 13 | 9.2 | 76.9 | 295 | 17 | 17.4 | 0.3 | 2 | 2 | 1.0 |
| PE | 172.0 | 1,289 | 48 | 26.9 | 57.3 | 233 | 12 | 19.4 | 1.5 | 7 | 3 | 2.3 |
| PHYS | 83.7 | 503 | 17 | 29.6 | 7.9 | 46 | 7 | 6.6 | - | - | - | - |
| NSci | 1,227.1 | 7,206 | 266 | 27.1 | 827.9 | 3,576 | 143 | 25.0 | 63.3 | 277 | 49 | 5.7 |
| ANTH | 30.1 | 113 | 2 | 56.5 | 50.4 | 189 | 9 | 21.0 | 1.7 | 8 | 5 | 1.6 |
| AS | 1.3 | 52 | 3 | 17.3 | 2.6 | 13 | 2 | 6.5 | - | - | - | - |
| CJUS | 31.1 | 168 | 3 | 56.0 | 121.9 | 468 | 14 | 33.4 | 12.9 | 48 | 7 | 6.9 |
| ECON | 103.2 | 387 | 12 | 32.3 | 61.6 | 255 | 11 | 23.2 | 2.5 | 10 | 3 | 3.3 |
| ES | 7.7 | 29 | 1 | 29.0 | - | - | - | - | - | - | - | - |
| GEOG | 38.8 | 186 | 6 | 31.0 | 56.4 | 225 | 10 | 22.5 | 5.3 | 19 | 4 | 4.8 |
| HD | 13.3 | 80 | 11 | 7.3 | - | - | - | - | 2.7 | 10 | 2 | 5.0 |
| HIST | 164.5 | 617 | 5 | 123.4 | 73.9 | 304 | 13 | 23.4 | 27.9 | 106 | 7 | 15.1 |
| MILS | 1.1 | 16 | 3 | 5.3 | 1.7 | 13 | 2 | 6.5 | - | - | - | - |
| PLST | 6.7 | 25 | 1 | 25.0 | 16.0 | 60 | 4 | 15.0 | 1.3 | 5 | 2 | 2.5 |
| PSCI | 99.7 | 374 | 5 | 74.8 | 73.3 | 275 | 10 | 27.5 | 30.1 | 113 | 9 | 12.6 |
| PSYC | 198.5 | 977 | 22 | 44.4 | 409.6 | 1,609 | 42 | 38.3 | 87.0 | 370 | 39 | 9.5 |
| SOC | 29.1 | 109 | 2 | 54.5 | 139.6 | 570 | 19 | 30.0 | 14.3 | 49 | 9 | 5.4 |
| SSCI | 54.9 | 206 | 5 | 41.2 | 224.3 | 841 | 11 | 76.5 | 1.7 | 7 | 6 | 1.2 |
| SW | - | - | - | - | - | - | - | - | 95.7 | 359 | 48 | 7.5 |
| WSTD | 6.7 | 25 | 1 | 25.0 | - | - | - | - | - | - | - | - |
| SBS | 786.9 | 3,364 | 82 | 41.0 | 1,231.3 | 4,822 | 147 | 32.8 | 283.1 | 1,104 | 141 | 7.8 |
| USTD | 51.5 | 609 | 36 | 16.9 | - | - | - | - | - | - | - | - |
| UStd | 51.5 | 609 | 36 | 16.9 | - | - | - | - | - | - | - | - |
| Total | 3,394.9 | 16,370 | 581 | 28.2 | 4,639.9 | 18,386 | 782 | 23.5 | 1,143.4 | 4,749 | 517 | 9.2 |

FTES, Enrollments and Sections by Discipline and Course Level (Spring '94)

C6.942

| Discipline | Lower Division | | | | Upper Division | | | | Graduate Division | | | |
|--------------|----------------|--------|-----|-------|----------------|--------|-----|-------|-------------------|--------|-----|------|
| | FTES | Enrl'd | Sec | Size | FTES | Enrl'd | Sec | Size | FTES | Enrl'd | Sec | Size |
| ACCT | 83.2 | 312 | 10 | 31.2 | 138.4 | 519 | 22 | 23.6 | 60.8 | 229 | 15 | 15.3 |
| ADMN | - | - | - | - | - | - | - | - | 0.3 | 1 | 1 | 1.0 |
| FIN | - | - | - | - | 164.0 | 615 | 16 | 38.4 | 32.8 | 123 | 8 | 15.4 |
| INFO | 35.5 | 133 | 4 | 33.3 | 110.1 | 413 | 13 | 31.8 | 19.7 | 74 | 8 | 9.3 |
| MGMT | - | - | - | - | 313.9 | 1,177 | 42 | 28.0 | 28.8 | 110 | 11 | 10.0 |
| MKTG | - | - | - | - | 149.1 | 559 | 19 | 29.4 | 20.7 | 80 | 6 | 13.3 |
| MSCI | 42.4 | 159 | 7 | 22.7 | 76.3 | 286 | 7 | 40.9 | 1.3 | 6 | 4 | 1.5 |
| PA | - | - | - | - | 55.7 | 209 | 3 | 69.7 | 44.9 | 216 | 15 | 14.4 |
| POM | - | - | - | - | - | - | - | - | 6.4 | 24 | 2 | 12.0 |
| Admn | 161.1 | 604 | 21 | 28.8 | 1,007.5 | 3,778 | 122 | 31.0 | 215.7 | 863 | 70 | 12.3 |
| EADM | - | - | - | - | - | - | - | - | 61.2 | 266 | 28 | 9.5 |
| ECLG | - | - | - | - | - | - | - | - | 68.4 | 270 | 26 | 10.4 |
| EDUC | 9.7 | 73 | 3 | 24.3 | 58.7 | 380 | 15 | 25.3 | 148.9 | 587 | 57 | 10.3 |
| EELB | - | - | - | - | 254.4 | 673 | 60 | 11.2 | 31.6 | 133 | 17 | 7.8 |
| EENV | - | - | - | - | - | - | - | - | 7.2 | 34 | 3 | 11.3 |
| ERDG | - | - | - | - | - | - | - | - | 27.6 | 116 | 9 | 12.9 |
| EREH | - | - | - | - | - | - | - | - | 11.5 | 51 | 7 | 7.3 |
| ESEC | - | - | - | - | 71.5 | 219 | 33 | 6.6 | 3.5 | 13 | 1 | 13.0 |
| ESPE | - | - | - | - | - | - | - | - | 146.4 | 549 | 37 | 14.8 |
| ETEC | - | - | - | - | - | - | - | - | 50.6 | 453 | 27 | 16.8 |
| EVOC | - | - | - | - | 4.0 | 15 | 1 | 15.0 | 24.8 | 100 | 7 | 14.3 |
| Educ | 9.7 | 73 | 3 | 24.3 | 388.5 | 1,287 | 109 | 11.8 | 581.7 | 2,572 | 219 | 11.7 |
| ART | 93.0 | 378 | 7 | 54.0 | 133.5 | 799 | 53 | 15.1 | 2.5 | 12 | 9 | 1.3 |
| COMM | 95.2 | 376 | 16 | 23.5 | 119.1 | 509 | 24 | 21.2 | 40.5 | 147 | 24 | 6.1 |
| DAN | - | - | - | - | 5.5 | 41 | 2 | 20.5 | - | - | - | - |
| ENG | 194.1 | 728 | 23 | 31.7 | 363.1 | 1,365 | 56 | 24.4 | 53.3 | 233 | 52 | 4.5 |
| FLAN | 21.9 | 82 | 4 | 20.5 | - | - | - | - | 6.1 | 23 | 5 | 4.6 |
| FREN | 47.2 | 177 | 8 | 22.1 | 11.7 | 44 | 3 | 14.7 | - | - | - | - |
| GER | 7.5 | 28 | 3 | 9.3 | - | - | - | - | - | - | - | - |
| HON | 0.3 | 4 | 1 | 4.0 | - | - | - | - | 0.5 | 2 | 1 | 2.0 |
| HUM | - | - | - | - | 240.8 | 903 | 9 | 100.3 | 0.6 | 2 | 2 | 1.0 |
| IS | - | - | - | - | - | - | - | - | 0.3 | 1 | 1 | 1.0 |
| MUS | 34.5 | 180 | 18 | 10.0 | 12.8 | 122 | 19 | 6.4 | 15.1 | 63 | 11 | 5.7 |
| PHIL | 172.5 | 647 | 21 | 30.8 | 15.7 | 59 | 5 | 11.8 | 0.1 | 1 | 1 | 1.0 |
| SPAN | 113.9 | 427 | 18 | 23.7 | 53.6 | 221 | 11 | 20.1 | 1.9 | 7 | 3 | 2.3 |
| TA | 23.7 | 91 | 3 | 30.3 | 32.2 | 168 | 15 | 11.2 | 2.2 | 11 | 6 | 1.8 |
| Hum | 803.7 | 3,118 | 122 | 25.6 | 988.0 | 4,231 | 197 | 21.5 | 123.1 | 502 | 115 | 4.4 |
| BIOL | 186.9 | 1,120 | 31 | 36.1 | 99.1 | 523 | 22 | 23.8 | 6.9 | 46 | 15 | 3.1 |
| CHEM | 158.3 | 989 | 34 | 29.1 | 22.9 | 133 | 10 | 13.3 | 1.0 | 13 | 2 | 6.5 |
| CSCI | 91.3 | 780 | 28 | 27.9 | 27.7 | 153 | 10 | 15.3 | 12.8 | 47 | 6 | 7.8 |
| GEOL | 33.4 | 201 | 7 | 28.7 | 12.3 | 72 | 7 | 10.3 | 0.5 | 4 | 2 | 2.0 |
| HSCI | 55.3 | 331 | 8 | 41.4 | 150.9 | 644 | 26 | 24.8 | 12.2 | 49 | 12 | 4.1 |
| MATH | 333.3 | 1,277 | 57 | 22.4 | 128.6 | 486 | 24 | 20.3 | 25.8 | 97 | 15 | 6.5 |
| NSCI | 29.5 | 222 | 5 | 44.4 | 212.3 | 796 | 11 | 72.4 | - | - | - | - |
| NURS | 27.7 | 118 | 11 | 10.7 | 59.6 | 260 | 14 | 18.6 | 0.3 | 2 | 2 | 1.0 |
| PE | 183.2 | 1,361 | 46 | 29.6 | 46.9 | 215 | 12 | 17.9 | 1.3 | 5 | 1 | 5.0 |
| PHYS | 80.4 | 532 | 19 | 28.0 | 5.2 | 23 | 4 | 5.8 | 0.5 | 3 | 3 | 1.0 |
| NSci | 1,179.2 | 6,931 | 246 | 28.2 | 765.5 | 3,305 | 140 | 23.6 | 61.3 | 266 | 58 | 4.6 |
| ANTH | 27.2 | 102 | 2 | 51.0 | 53.7 | 209 | 9 | 23.2 | 3.3 | 13 | 6 | 2.2 |
| AS | 1.1 | 17 | 2 | 8.5 | - | - | - | - | - | - | - | - |
| CJUS | 31.5 | 143 | 3 | 47.7 | 90.9 | 353 | 13 | 27.2 | 9.9 | 37 | 6 | 6.2 |
| ECON | 93.6 | 351 | 11 | 31.9 | 48.1 | 203 | 10 | 20.3 | 2.7 | 11 | 4 | 2.8 |
| ES | 6.4 | 24 | 1 | 24.0 | - | - | - | - | - | - | - | - |
| GEOG | 25.9 | 97 | 3 | 32.3 | 46.1 | 206 | 10 | 20.6 | 10.1 | 47 | 8 | 5.9 |
| HD | 3.6 | 18 | 5 | 3.6 | - | - | - | - | 16.0 | 60 | 5 | 12.0 |
| HIST | 197.6 | 741 | 5 | 148.2 | 100.0 | 424 | 20 | 21.2 | 25.7 | 99 | 7 | 14.1 |
| MILS | 1.5 | 19 | 3 | 6.3 | 1.9 | 14 | 4 | 3.5 | - | - | - | - |
| PLST | 1.3 | 5 | 1 | 5.0 | 22.7 | 85 | 4 | 21.3 | 2.1 | 8 | 2 | 4.0 |
| PSCI | 84.3 | 316 | 3 | 105.3 | 90.4 | 339 | 12 | 28.3 | 22.9 | 93 | 14 | 6.6 |
| PSYC | 155.9 | 800 | 19 | 42.1 | 457.7 | 1,820 | 49 | 37.1 | 78.5 | 352 | 49 | 7.2 |
| SOC | 54.4 | 246 | 5 | 49.2 | 117.7 | 473 | 15 | 31.5 | 29.3 | 106 | 12 | 8.8 |
| SSCI | 40.0 | 150 | 4 | 37.5 | 240.0 | 900 | 11 | 81.8 | 1.6 | 7 | 7 | 1.0 |
| SW | - | - | - | - | - | - | - | - | 85.7 | 365 | 47 | 7.8 |
| WSTD | - | - | - | - | 4.3 | 16 | 1 | 16.0 | - | - | - | - |
| SBS | 724.2 | 3,029 | 67 | 45.2 | 1,273.6 | 5,042 | 158 | 31.9 | 288.0 | 1,198 | 167 | 7.2 |
| USTD | 9.2 | 56 | 10 | 5.6 | - | - | - | - | - | - | - | - |
| UStd | 9.2 | 56 | 10 | 5.6 | - | - | - | - | - | - | - | - |
| Total | 2,887.0 | 13,811 | 469 | 29.4 | 4,423.1 | 17,643 | 726 | 24.3 | 1,269.8 | 5,401 | 629 | 8.6 |

FTES, Enrollments and Sections by Discipline and Course Level (Winter '94)

C6.941

| Discipline | Lower Division | | | | Upper Division | | | | Graduate Division | | | |
|--------------|----------------|---------------|------------|-------------|----------------|---------------|-------------|-------------|-------------------|--------------|------------|-------------|
| | FTES | Enrl'd | Sec | Size | FTES | Enrl'd | Sec | Size | FTES | Enrl'd | Sec | Size |
| ACCT | 88.5 | 332 | 7 | 47.4 | 185.2 | 720 | 34 | 21.2 | 9.3 | 35 | 2 | 17.5 |
| ADMN | - | - | - | - | - | - | - | - | 0.3 | 4 | 2 | 2.0 |
| FIN | - | - | - | - | 176.5 | 662 | 18 | 36.8 | 24.5 | 92 | 5 | 18.4 |
| INFO | 45.6 | 171 | 4 | 42.8 | 122.9 | 467 | 20 | 23.4 | 13.6 | 51 | 3 | 17.0 |
| MGMT | 40.0 | 150 | 1 | 150.0 | 321.1 | 1,205 | 55 | 21.9 | 23.5 | 88 | 6 | 14.7 |
| MKTG | - | - | - | - | 128.9 | 485 | 21 | 23.1 | 15.5 | 58 | 4 | 14.5 |
| MSCI | 57.9 | 217 | 5 | 43.4 | 67.9 | 255 | 11 | 23.2 | - | - | - | - |
| PA | - | - | - | - | 70.4 | 264 | 6 | 44.0 | 31.7 | 119 | 8 | 14.9 |
| POM | - | - | - | - | - | - | - | - | 10.9 | 41 | 3 | 13.7 |
| Admn | 232.0 | 870 | 17 | 51.2 | 1,072.9 | 4,058 | 165 | 24.6 | 129.3 | 488 | 33 | 14.8 |
| EADM | - | - | - | - | - | - | - | - | 54.0 | 310 | 22 | 14.1 |
| ECLG | - | - | - | - | 2.1 | 8 | 1 | 8.0 | 55.2 | 219 | 19 | 11.5 |
| EDUC | 24.5 | 184 | 5 | 36.8 | 68.9 | 459 | 29 | 15.8 | 66.7 | 293 | 24 | 12.2 |
| EELB | - | - | - | - | 336.1 | 2,371 | 109 | 21.8 | 25.3 | 107 | 13 | 8.2 |
| EENV | - | - | - | - | - | - | - | - | 5.5 | 27 | 3 | 9.0 |
| ERDG | - | - | - | - | - | - | - | - | 28.0 | 105 | 9 | 11.7 |
| EREH | - | - | - | - | - | - | - | - | 17.3 | 92 | 8 | 11.5 |
| ESEC | - | - | - | - | 103.2 | 710 | 49 | 14.5 | - | - | - | - |
| ESPE | - | - | - | - | 57.9 | 217 | 8 | 27.1 | 74.9 | 427 | 20 | 21.4 |
| ETEC | - | - | - | - | 36.5 | 355 | 21 | 16.9 | 4.3 | 32 | 4 | 8.0 |
| EVOC | - | - | - | - | 36.2 | 146 | 7 | 20.9 | 5.1 | 19 | 1 | 19.0 |
| Educ | 24.5 | 184 | 5 | 36.8 | 640.9 | 4,266 | 224 | 19.0 | 336.3 | 1,631 | 123 | 13.3 |
| ART | 59.1 | 256 | 8 | 32.0 | 133.2 | 799 | 67 | 11.9 | - | - | - | - |
| COMM | 115.6 | 474 | 22 | 21.5 | 134.3 | 608 | 38 | 16.0 | - | - | - | - |
| DAN | 2.5 | 19 | 1 | 19.0 | - | - | - | - | - | - | - | - |
| ENG | 235.5 | 883 | 32 | 27.6 | 390.0 | 1,616 | 86 | 18.8 | 23.1 | 116 | 18 | 6.4 |
| FLAN | 14.1 | 53 | 3 | 17.7 | 11.2 | 127 | 8 | 15.9 | - | - | - | - |
| FREN | 65.3 | 245 | 10 | 24.5 | 6.3 | 31 | 3 | 10.3 | - | - | - | - |
| GER | 11.7 | 44 | 4 | 11.0 | - | - | - | - | - | - | - | - |
| HON | 0.3 | 4 | 1 | 4.0 | - | - | - | - | - | - | - | - |
| HUM | 13.6 | 51 | 1 | 51.0 | 262.7 | 985 | 10 | 98.5 | 0.3 | 1 | 1 | 1.0 |
| IS | - | - | - | - | - | - | - | - | 1.5 | 4 | 4 | 1.0 |
| MUS | 41.6 | 220 | 21 | 10.5 | 36.5 | 234 | 33 | 7.1 | - | 19 | 3 | 6.3 |
| PHIL | 190.7 | 715 | 22 | 32.5 | 12.4 | 47 | 6 | 7.8 | - | - | - | - |
| SPAN | 136.8 | 513 | 21 | 24.4 | 66.3 | 287 | 11 | 26.1 | - | - | - | - |
| TA | 41.6 | 218 | 11 | 19.8 | 42.1 | 188 | 18 | 10.4 | - | - | - | - |
| Hum | 928.4 | 3,695 | 157 | 23.5 | 1,094.9 | 4,922 | 280 | 17.6 | 24.8 | 140 | 26 | 5.4 |
| BIOL | 178.5 | 1,105 | 29 | 38.1 | 99.0 | 513 | 28 | 18.3 | 4.6 | 35 | 8 | 4.4 |
| CHEM | 195.9 | 1,171 | 41 | 28.6 | 22.9 | 131 | 9 | 14.6 | - | 2 | 1 | 2.0 |
| CSCI | 90.3 | 722 | 25 | 28.9 | 52.2 | 280 | 16 | 17.5 | - | - | - | - |
| GEOL | 39.5 | 239 | 9 | 26.6 | 6.7 | 79 | 11 | 7.2 | - | - | - | - |
| HSCI | 52.0 | 312 | 11 | 28.4 | 126.4 | 516 | 27 | 19.1 | 22.0 | 102 | 9 | 11.3 |
| MATH | 469.1 | 1,759 | 62 | 28.4 | 144.7 | 543 | 33 | 16.5 | 9.6 | 36 | 4 | 9.0 |
| NSCI | 27.6 | 207 | 4 | 51.8 | 221.9 | 832 | 11 | 75.6 | - | - | - | - |
| NURS | 27.5 | 177 | 11 | 16.1 | 69.0 | 316 | 19 | 16.6 | - | - | - | - |
| PE | 166.9 | 1,261 | 46 | 27.4 | 51.9 | 224 | 14 | 16.0 | - | - | - | - |
| PHYS | 66.9 | 457 | 17 | 26.9 | 5.6 | 21 | 3 | 7.0 | - | - | - | - |
| NSci | 1,314.3 | 7,410 | 255 | 29.1 | 800.3 | 3,455 | 171 | 20.2 | 36.2 | 175 | 22 | 8.0 |
| ANTH | 25.3 | 95 | 2 | 47.5 | 71.3 | 270 | 16 | 16.9 | - | - | - | - |
| AS | 0.4 | 10 | 2 | 5.0 | 0.8 | 4 | 1 | 4.0 | - | - | - | - |
| CJUS | 23.5 | 88 | 2 | 44.0 | 107.6 | 558 | 19 | 29.4 | 6.0 | 22 | 5 | 4.4 |
| ECON | 93.1 | 349 | 11 | 31.7 | 67.7 | 269 | 13 | 20.7 | - | - | - | - |
| ES | 1.6 | 6 | 1 | 6.0 | 0.5 | 2 | 1 | 2.0 | - | - | - | - |
| GEOG | 44.5 | 256 | 10 | 25.6 | 32.7 | 156 | 12 | 13.0 | 2.1 | 11 | 2 | 5.5 |
| HD | 13.6 | 68 | 10 | 6.8 | 2.9 | 22 | 4 | 5.5 | - | - | - | - |
| HIST | 150.9 | 566 | 4 | 141.5 | 96.7 | 387 | 22 | 17.6 | 1.9 | 7 | 1 | 7.0 |
| MILS | 1.8 | 21 | 3 | 7.0 | 1.3 | 10 | 2 | 5.0 | - | - | - | - |
| PLST | - | - | - | - | 29.3 | 110 | 8 | 13.8 | - | - | - | - |
| PSCI | 112.3 | 421 | 5 | 84.2 | 109.9 | 453 | 22 | 20.6 | 10.7 | 41 | 4 | 10.3 |
| PSYC | 176.5 | 864 | 18 | 48.0 | 441.7 | 1,864 | 57 | 32.7 | 63.5 | 379 | 37 | 10.2 |
| SOC | 56.7 | 265 | 5 | 53.0 | 160.3 | 614 | 19 | 32.3 | - | - | - | - |
| SSCI | 57.6 | 216 | 5 | 43.2 | 247.2 | 927 | 11 | 84.3 | 1.6 | 10 | 4 | 2.5 |
| SW | - | - | - | - | - | - | - | - | 98.1 | 386 | 28 | 13.8 |
| WSTD | 8.3 | 31 | 1 | 31.0 | 2.5 | 12 | 3 | 4.0 | - | - | - | - |
| SBS | 765.9 | 3,256 | 79 | 41.2 | 1,372.5 | 5,658 | 210 | 26.9 | 183.9 | 856 | 81 | 10.6 |
| USTD | 10.3 | 52 | 9 | 5.8 | - | - | - | - | - | - | - | - |
| UStd | 10.3 | 52 | 9 | 5.8 | - | - | - | - | - | - | - | - |
| Total | 3,275.4 | 15,467 | 522 | 29.6 | 4,981.6 | 22,359 | 1050 | 21.3 | 710.5 | 3,290 | 285 | 11.5 |

FTES, Enrollments and Sections by Discipline and Course Level (Fall '93)

C6.934

| Discipline | Lower Division | | | | Upper Division | | | | Graduate Division | | | |
|--------------|----------------|---------------|------------|-------------|----------------|---------------|------------|-------------|-------------------|--------------|------------|-------------|
| | FTES | Enr'l'd | Sec | Size | FTES | Enr'l'd | Sec | Size | FTES | Enr'l'd | Sec | Size |
| ACCT | 104.0 | 390 | 8 | 48.8 | 193.3 | 727 | 33 | 22.0 | 4.5 | 17 | 1 | 17.0 |
| ADMN | - | - | - | - | - | - | - | - | - | 13 | 1 | 13.0 |
| FIN | - | - | - | - | 168.0 | 630 | 18 | 35.0 | 25.6 | 96 | 4 | 24.0 |
| INFO | 42.4 | 159 | 3 | 53.0 | 103.5 | 388 | 15 | 25.9 | 14.1 | 53 | 3 | 17.7 |
| MGMT | 67.5 | 253 | 3 | 84.3 | 310.0 | 1,163 | 53 | 21.9 | 29.3 | 110 | 5 | 22.0 |
| MKTG | - | - | - | - | 143.2 | 537 | 22 | 24.4 | 14.9 | 56 | 3 | 18.7 |
| MSCI | 51.2 | 192 | 4 | 48.0 | 71.7 | 269 | 10 | 26.9 | - | - | - | - |
| PA | - | - | - | - | 62.9 | 236 | 6 | 39.3 | 32.0 | 120 | 8 | 15.0 |
| POM | - | - | - | - | - | - | - | - | 3.2 | 12 | 2 | 6.0 |
| Admn | 265.1 | 994 | 18 | 55.2 | 1,052.7 | 3,950 | 157 | 25.2 | 123.7 | 477 | 27 | 17.7 |
| EADM | - | - | - | - | - | - | - | - | 71.5 | 335 | 23 | 14.6 |
| ECLG | - | - | - | - | 5.6 | 21 | 2 | 10.5 | 52.3 | 196 | 17 | 11.5 |
| EDUC | 28.0 | 210 | 5 | 42.0 | 76.3 | 437 | 34 | 12.9 | 62.3 | 242 | 26 | 9.3 |
| EELB | - | - | - | - | 304.0 | 830 | 94 | 8.8 | 15.5 | 59 | 5 | 11.8 |
| EENV | - | - | - | - | - | - | - | - | 5.3 | 25 | 3 | 8.3 |
| ERDG | - | - | - | - | - | - | - | - | 30.1 | 114 | 11 | 10.4 |
| EREH | - | - | - | - | - | - | - | - | 16.3 | 64 | 5 | 12.8 |
| ESEC | - | - | - | - | 85.7 | 260 | 42 | 6.2 | - | - | - | - |
| ESPE | - | - | - | - | 44.3 | 177 | 6 | 29.5 | 77.6 | 300 | 21 | 14.3 |
| ETEC | - | - | - | - | 31.3 | 333 | 19 | 17.5 | 8.8 | 49 | 4 | 12.3 |
| EVOC | - | - | - | - | 25.6 | 117 | 7 | 16.7 | 5.1 | 19 | 1 | 19.0 |
| Educ | 28.0 | 210 | 5 | 42.0 | 572.7 | 2,175 | 204 | 10.7 | 344.7 | 1,403 | 116 | 12.1 |
| ART | 88.8 | 367 | 9 | 40.8 | 131.3 | 779 | 65 | 12.0 | - | - | - | - |
| COMM | 187.5 | 745 | 30 | 24.8 | 131.1 | 492 | 26 | 18.9 | - | - | - | - |
| ENG | 282.4 | 1,059 | 42 | 25.2 | 407.1 | 1,539 | 96 | 16.0 | 23.7 | 109 | 21 | 5.2 |
| FLAN | 11.2 | 42 | 3 | 14.0 | 1.3 | 5 | 2 | 2.5 | - | - | - | - |
| FREN | 61.6 | 231 | 10 | 23.1 | 5.5 | 21 | 3 | 7.0 | - | - | - | - |
| GER | 14.4 | 54 | 5 | 10.8 | 2.7 | 10 | 1 | 10.0 | - | - | - | - |
| HON | 0.5 | 8 | 1 | 8.0 | - | - | - | - | - | - | - | - |
| HUM | 12.3 | 46 | 1 | 46.0 | 256.3 | 961 | 9 | 106.8 | 0.3 | 1 | 1 | 1.0 |
| IS | - | - | - | - | - | - | - | - | 2.9 | 9 | 9 | 1.0 |
| MUS | 31.5 | 181 | 19 | 9.5 | 41.7 | 233 | 27 | 8.6 | - | 19 | 1 | 19.0 |
| PHIL | 181.6 | 681 | 20 | 34.1 | 13.1 | 49 | 4 | 12.3 | - | - | - | - |
| SPAN | 157.9 | 592 | 24 | 24.7 | 48.0 | 183 | 9 | 20.3 | - | - | - | - |
| TA | 47.5 | 224 | 9 | 24.9 | 51.3 | 286 | 16 | 17.9 | - | - | - | - |
| Hum | 1,077.2 | 4,230 | 173 | 24.5 | 1,089.3 | 4,558 | 258 | 17.7 | 26.9 | 138 | 32 | 4.3 |
| BIOL | 197.6 | 1,207 | 31 | 38.9 | 93.8 | 508 | 21 | 24.2 | 6.4 | 48 | 7 | 6.9 |
| CHEM | 182.5 | 1,118 | 39 | 28.7 | 29.9 | 172 | 7 | 24.6 | - | 1 | 1 | 1.0 |
| CSCI | 101.3 | 779 | 27 | 28.9 | 46.7 | 201 | 16 | 12.6 | - | - | - | - |
| GEOL | 37.9 | 229 | 9 | 25.4 | 3.7 | 24 | 3 | 8.0 | - | - | - | - |
| HSCI | 48.0 | 300 | 9 | 33.3 | 136.3 | 583 | 31 | 18.8 | 14.5 | 66 | 10 | 6.6 |
| MATH | 464.3 | 1,741 | 70 | 24.9 | 128.6 | 486 | 26 | 18.7 | 7.2 | 27 | 3 | 9.0 |
| NSCI | 29.9 | 225 | 6 | 37.5 | 244.1 | 916 | 14 | 65.4 | - | - | - | - |
| NURS | 27.5 | 177 | 11 | 16.1 | 66.5 | 328 | 19 | 17.3 | - | - | - | - |
| PE | 190.1 | 1,422 | 48 | 29.6 | 54.5 | 215 | 11 | 19.5 | - | - | - | - |
| PHYS | 109.1 | 655 | 20 | 32.8 | 8.2 | 33 | 5 | 6.6 | - | - | - | - |
| NSci | 1,388.1 | 7,853 | 270 | 29.1 | 812.3 | 3,466 | 153 | 22.7 | 28.1 | 142 | 21 | 6.8 |
| ANTH | 37.1 | 139 | 4 | 34.8 | 55.9 | 210 | 13 | 16.2 | 0.2 | 1 | 1 | 1.0 |
| AS | 0.4 | 13 | 2 | 6.5 | 0.4 | 2 | 1 | 2.0 | - | - | - | - |
| CJUS | 27.3 | 142 | 4 | 35.5 | 113.2 | 434 | 17 | 25.5 | 5.0 | 19 | 4 | 4.8 |
| ECON | 117.6 | 441 | 12 | 36.8 | 58.6 | 221 | 12 | 18.4 | - | - | - | - |
| ES | 5.1 | 19 | 1 | 19.0 | 3.1 | 13 | 2 | 6.5 | - | - | - | - |
| GEOG | 36.3 | 197 | 7 | 28.1 | 69.6 | 273 | 17 | 16.1 | 4.8 | 18 | 2 | 9.0 |
| HD | 11.0 | 66 | 11 | 6.0 | 4.5 | 17 | 3 | 5.7 | - | - | - | - |
| HIST | 160.3 | 601 | 6 | 100.2 | 102.8 | 415 | 21 | 19.8 | - | - | - | - |
| MILS | 2.2 | 27 | 3 | 9.0 | 1.6 | 12 | 2 | 6.0 | - | - | - | - |
| PLST | 7.5 | 28 | 1 | 28.0 | 25.3 | 95 | 6 | 15.8 | - | - | - | - |
| PSCI | 132.0 | 495 | 6 | 82.5 | 94.8 | 356 | 19 | 18.7 | 9.6 | 40 | 4 | 10.0 |
| PSYC | 200.4 | 999 | 32 | 31.2 | 448.9 | 1,759 | 57 | 30.9 | 66.7 | 287 | 45 | 6.4 |
| SOC | 68.0 | 307 | 6 | 51.2 | 133.4 | 496 | 23 | 21.6 | - | - | - | - |
| SSCI | 62.4 | 234 | 5 | 46.8 | 297.6 | 1,116 | 13 | 85.8 | 6.8 | 43 | 8 | 5.4 |
| SW | - | - | - | - | - | - | - | - | 103.5 | 388 | 21 | 18.5 |
| WSTD | 8.5 | 32 | 1 | 32.0 | - | - | - | - | - | - | - | - |
| SBS | 876.1 | 3,740 | 101 | 37.0 | 1,409.7 | 5,419 | 206 | 26.3 | 196.5 | 796 | 85 | 9.4 |
| USTD | 46.8 | 317 | 18 | 17.6 | - | - | - | - | - | - | - | - |
| UStd | 46.8 | 317 | 18 | 17.6 | - | - | - | - | - | - | - | - |
| Total | 3,681.2 | 17,344 | 585 | 29.6 | 4,936.7 | 19,568 | 978 | 20.0 | 720.0 | 2,956 | 281 | 10.5 |

Majors Contents: Student Majors

| Sheet (Tab) | Page Index | Description |
|-------------|------------|--|
| Contents | D0 | This worksheet. |
| FallMajors | D1 | Fall Term Enrollment by HEGIS Major since 1984/85. |
| StudentLvl | D2 | Current Fall Term HEGIS Major Enrollment by Class Level. |
| UGDemog | D3 | Fall Demographics by HEGIS Major for Undergraduates Age Distribution, % Female, GPA, % Fulltime (12+ Units) |
| GrDemog | D4 | Fall Demographics by HEGIS Major for Postbaccalaureate/Graduate Students Age Distribution, % Female, GPA % Weighted Fulltime Graduate (Graduate level units multiplied by 1.5) |
| SISYYT | D5 | SIS+ Detailed Major Program by Class Level for Term "YYT" |

| Workbooks | Code | Statistics on... |
|-------------------|----------|---|
| TermSum.xls | B | Enrollment and FTES for the University as a whole |
| Discipln.xls | C | FTES Generated by Discipline |
| Majors.xls | D | Student Majors |
| Ethnic.xls | E | Ethnicity |
| Grads.xls | F | Graduates |
| NewSt.xls | G | New Students |

Technical Notes

1. Major counts are based solely upon students enrolled as of census for greater than zero units. These tallies do not account for students who may be active on campus but not enrolled in courses or for students who may have "stopped out" for the term.
2. The typefaces used for these tables and graphs are Arial and Arial Narrow. They are standard for the Windows operating system and correspond to Helvetica on both the Macintosh and laser printers.
3. "Page Index" is used together with the term code for numbering the printed versions of worksheets. E.g., "D3.954" would list Fall enrollment trends by major through 1995.
4. All of the tabular data from the earlier printed version of the Statistical Factbook has been included in these worksheets. Fewer graphs have been routinely included. However, Excel offers many options for generating custom graphs from these tables.
5. Some cells in this workbook contain array formulas. Calculations for cells reflecting future terms may return spurious errors. The text in those cells has been colored white to suppress the display of contents.

Fall Term Enrollment

| | | Enrollment by HEGIS Major | | | | | | | | |
|-----------------------------|----------------------------|---------------------------|--------------|--------------|--------------|--------------|--------------|--------------|--------------|--------------|
| Code | Major | 88-89 | 89-90 | 90-91 | 91-92 | 92-93 | 93-94 | 94-95 | 95-96 | 96-97 |
| 05021 | Accounting | 550 | 606 | 670 | 669 | 718 | 692 | 662 | 664 | 633 |
| 05011 | Administration | 1,258 | 1,472 | 1,229 | 1,221 | 1,104 | 931 | 560 | 430 | 386 |
| 05171 | Business Economics | | | | 64 | 45 | 42 | 35 | 29 | 32 |
| 05041 | Finance | 154 | 167 | 197 | 212 | 271 | 252 | 253 | 308 | 277 |
| 05151 | Indus. Rel/Personnel | | | | 3 | 14 | 9 | 15 | 20 | 25 |
| 07021 | Info Management | | 1 | | 28 | 42 | 56 | 172 | 181 | 208 |
| 05131 | International Business | | | 1 | 92 | 94 | 90 | 107 | 111 | 92 |
| 05061 | Management | | 2 | 99 | 93 | 96 | 110 | 282 | 244 | 230 |
| 05072 | Management Science | 15 | 20 | 19 | 19 | 11 | 13 | 16 | 19 | 13 |
| 05091 | Marketing | 299 | 353 | 376 | 360 | 325 | 360 | 316 | 311 | 273 |
| 05064 | Production Management | | | | 7 | 7 | 5 | 9 | 19 | 18 |
| 21021 | Public Administration | 131 | 153 | 167 | 194 | 188 | 143 | 157 | 165 | 155 |
| 05111 | Real Estate | | | | | | | | | 1 |
| 05996 | Small Business Mgmt. | | | | 31 | 35 | 33 | 44 | 37 | 38 |
| 05022 | Taxation | | | | | 3 | 4 | | | |
| Administration Total | | 2,407 | 2,774 | 2,758 | 2,993 | 2,953 | 2,740 | 2,628 | 2,538 | 2,381 |
| 08994 | Bilingual/Cross Culture | 9 | 6 | 10 | 33 | 49 | 32 | 35 | 29 | 33 |
| 08261 | Counselor Education | 155 | 196 | 186 | 129 | 131 | 107 | 112 | 102 | 106 |
| 08011 | Education | 19 | 45 | 93 | 102 | 67 | 45 | 35 | 25 | 16 |
| 08271 | Educational Administration | 137 | 137 | 167 | 182 | 141 | 108 | 84 | 93 | 128 |
| 08021 | Elementary Education | 54 | 55 | 66 | 76 | 62 | 75 | 62 | 56 | 51 |
| 08341 | Environmental Education | | 10 | 24 | 31 | 19 | 24 | 29 | 25 | 16 |
| 08992 | Instructional Technology | | | | | 10 | 17 | 35 | 62 | 59 |
| 08301 | Reading | 68 | 79 | 100 | 105 | 67 | 68 | 85 | 76 | 63 |
| 12221 | Rehabilitation Counseling | 16 | 20 | 24 | 32 | 37 | 36 | 50 | 54 | 53 |
| 08031 | Secondary Education | 21 | 20 | 27 | 27 | 21 | 18 | 17 | 39 | 65 |
| 08081 | Special Education | 81 | 86 | 123 | 136 | 147 | 161 | 139 | 140 | 129 |
| 08395 | Vocational Education | 51 | 73 | 68 | 88 | 57 | 76 | 78 | 60 | 67 |
| Education Total | | 611 | 727 | 888 | 941 | 808 | 767 | 761 | 761 | 786 |
| 03131 | American Studies | 4 | 3 | 3 | 4 | 6 | 6 | 5 | 2 | 10 |
| 10021 | Art (Plan I & II) | 151 | 162 | 187 | 119 | 100 | 93 | 89 | 87 | 96 |
| 10091 | Art - Graphic Design | | | | 74 | 83 | 84 | 99 | 90 | 75 |
| 10031 | Art History (Plan III) | 7 | | 4 | 7 | 7 | 10 | 6 | 5 | 8 |
| 15052 | Bilingual/Bicultural | | | | | 82 | 129 | 174 | 208 | 262 |
| 06011 | Communication | 223 | 234 | 264 | 293 | 310 | 296 | 287 | 312 | 309 |
| 15071 | Creative Writing | 4 | 2 | 5 | 13 | 17 | 28 | 30 | 35 | 50 |
| 15081 | English (to Other Lang) | | | | | 5 | 12 | 14 | 13 | 240 |
| 15011 | English | 182 | 212 | 242 | 278 | 315 | 282 | 247 | 256 | 12 |
| 15013 | English Composition | 37 | 42 | 63 | 74 | 59 | 67 | 50 | 57 | 55 |
| 11021 | French | 26 | 23 | 24 | 20 | 16 | 22 | 13 | 17 | 17 |
| 15991 | Humanities | 4 | 7 | 10 | 12 | 8 | 8 | 5 | 2 | 1 |
| 49012 | Liberal Studies | 1,170 | 1,286 | 1,356 | 1,347 | 1,215 | 1,145 | 1,080 | 1,068 | 1,097 |
| 10052 | Music - Educ | | | | 7 | 12 | 11 | 15 | 15 | 15 |
| 10051 | Music - Perform | 51 | 52 | 56 | 41 | 36 | 25 | 36 | 33 | 30 |
| 15091 | Philosophy | 15 | 15 | 20 | 22 | 23 | 23 | 18 | 15 | 21 |
| 11051 | Spanish | 56 | 45 | 59 | 54 | 69 | 77 | 56 | 56 | 63 |
| 49993 | Special Major | 69 | 34 | 55 | 61 | 66 | 66 | 55 | 58 | 53 |
| 10071 | Theatre Arts | 45 | 39 | 40 | 56 | 58 | 37 | 38 | 45 | 47 |
| Humanities Total | | 2,044 | 2,156 | 2,388 | 2,482 | 2,487 | 2,421 | 2,317 | 2,374 | 2,461 |

Fall Term Enrollment

| | | Enrollment by HEGIS Major | | | | | | | | |
|--------------------------------------|-----------------------------|---------------------------|---------------|---------------|---------------|---------------|---------------|---------------|---------------|---------------|
| Code | Major | 88-89 | 89-90 | 90-91 | 91-92 | 92-93 | 93-94 | 94-95 | 95-96 | 96-97 |
| 04141 | Biochemistry | | | 2 | 22 | 21 | 22 | 36 | 49 | 49 |
| 04011 | Biology | 250 | 280 | 340 | 365 | 372 | 422 | 438 | 465 | 445 |
| 19051 | Chemistry | 39 | 64 | 80 | 60 | 58 | 56 | 54 | 50 | 69 |
| 07011 | Computer Science | 298 | 261 | 249 | 217 | 214 | 189 | 194 | 242 | 252 |
| 12142 | Environmental Health | | | | 19 | 23 | 1 | 36 | 28 | 25 |
| 13061 | Foods And Nutrition | 15 | 30 | 43 | 42 | 48 | 45 | 60 | 70 | 71 |
| 19141 | Geology | | | | 19 | 28 | 35 | 36 | 30 | 24 |
| 12011 | Health Science | 67 | 78 | 82 | 94 | 75 | 101 | 73 | 68 | 84 |
| 12021 | Health Services Admin. | 13 | 16 | 22 | 40 | 56 | 66 | 88 | 92 | 127 |
| 08394 | Industrial Technology | 10 | 21 | 48 | 55 | 45 | 27 | 16 | 5 | 1 |
| 17011 | Mathematics | 139 | 146 | 125 | 138 | 134 | 149 | 143 | 156 | 177 |
| 17012 | Mathematics MAT | | 8 | 19 | 23 | 26 | 19 | 9 | 1 | |
| 12031 | Nursing | 112 | 133 | 210 | 308 | 385 | 427 | 464 | 474 | 435 |
| 08351 | Physical Education | 129 | 131 | 145 | 167 | 179 | 154 | 161 | 171 | 163 |
| 19021 | Physics | 37 | 35 | 34 | 41 | 29 | 28 | 29 | 24 | 28 |
| 49023 | Science - Interdisciplinary | | | | | | | 4 | 5 | 3 |
| Natural Sciences Total | | 1,109 | 1,203 | 1,399 | 1,610 | 1,693 | 1,741 | 1,841 | 1,930 | 1,953 |
| 22021 | Anthropology | 23 | 27 | 41 | 41 | 40 | 42 | 49 | 46 | 46 |
| 21051 | Criminal Justice | 161 | 201 | 237 | 288 | 297 | 321 | 342 | 351 | 358 |
| 22041 | Economics | 68 | 85 | 88 | 74 | 65 | 74 | 57 | 42 | 39 |
| 49011 | Environmental Studies | 29 | 46 | 67 | 94 | 100 | 108 | 104 | 92 | 73 |
| 22111 | Ethnic Studies - Black | | | | 1 | 1 | | | | |
| 22131 | Ethnic Studies - Mex/Am. | | | | 2 | | | | | |
| 22061 | Geography | 24 | 29 | 38 | 41 | 40 | 44 | 27 | 24 | 28 |
| 21043 | Gerontology | | | | | | | | | 4 |
| 22051 | History | 90 | 112 | 122 | 148 | 153 | 147 | 127 | 140 | 167 |
| 08231 | Human Develop- Child | 1 | | | | 3 | 61 | 89 | 96 | 99 |
| 20993 | Human Development | 57 | 73 | 60 | 82 | 94 | 74 | 41 | 31 | 20 |
| 21042 | Human Services | 28 | 35 | 47 | 44 | 44 | 45 | 39 | 47 | 45 |
| 22102 | National Security Studies | 39 | 46 | 61 | 72 | 51 | 47 | 43 | 39 | 35 |
| 22071 | Political Science | 120 | 150 | 162 | 188 | 217 | 219 | 222 | 212 | 161 |
| 20031 | Psych - Clinical - Thesis | | | | 4 | 7 | 13 | 19 | 23 | 24 |
| 20081 | Psych - Industrial/Org | | | | 8 | 12 | 20 | 29 | 28 | 25 |
| 20091 | Psych - Life Span | | | | 2 | 11 | 10 | 24 | 26 | 21 |
| 20011 | Psychology | 590 | 692 | 675 | 717 | 769 | 761 | 708 | 777 | 761 |
| 22011 | Social Sciences | 57 | 58 | 78 | 91 | 115 | 135 | 148 | 152 | 142 |
| 21041 | Social Work | 16 | 50 | 121 | 138 | 169 | 189 | 224 | 264 | 303 |
| 22081 | Sociology | 101 | 132 | 146 | 140 | 163 | 153 | 119 | 128 | 130 |
| 02061 | Urban Planning | | | | | | 7 | | | |
| Social & Behavioral Total | | 1,404 | 1,736 | 1,943 | 2,175 | 2,351 | 2,470 | 2,411 | 2,518 | 2,481 |
| 00000 | Undeclared | 2,098 | 2,277 | 2,551 | 2,360 | 2,193 | 1,982 | 1,906 | 1,836 | 2,091 |
| University Total | | 9,673 | 10,873 | 11,927 | 12,561 | 12,485 | 12,121 | 11,864 | 11,957 | 12,153 |

Fall Term Enrollment

| | | Percent of Total University | | | | | | | | |
|-----------------------------|----------------------------|-----------------------------|-------------|-------------|-------------|-------------|-------------|-------------|-------------|-------------|
| Code | Major | 88-89 | 89-90 | 90-91 | 91-92 | 92-93 | 93-94 | 94-95 | 95-96 | 96-97 |
| 05021 | Accounting | 5.7 | 5.6 | 5.6 | 5.3 | 5.8 | 5.7 | 5.6 | 5.6 | 5.2 |
| 05011 | Administration | 13.0 | 13.5 | 10.3 | 9.7 | 8.8 | 7.7 | 4.7 | 3.6 | 3.2 |
| 05171 | Business Economics | - | - | - | .5 | .4 | .3 | .3 | .2 | .3 |
| 05041 | Finance | 1.6 | 1.5 | 1.7 | 1.7 | 2.2 | 2.1 | 2.1 | 2.6 | 2.3 |
| 05151 | Indus. Rel/Personnel | - | - | - | .0 | .1 | .1 | .1 | .2 | .2 |
| 07021 | Info Management | - | .0 | - | .2 | .3 | .5 | 1.4 | 1.5 | 1.7 |
| 05131 | International Business | - | - | .0 | .7 | .8 | .7 | .9 | .9 | .8 |
| 05061 | Management | - | .0 | .8 | .7 | .8 | .9 | 2.4 | 2.0 | 1.9 |
| 05072 | Management Science | .2 | .2 | .2 | .2 | .1 | .1 | .1 | .2 | .1 |
| 05091 | Marketing | 3.1 | 3.2 | 3.2 | 2.9 | 2.6 | 3.0 | 2.7 | 2.6 | 2.2 |
| 05064 | Production Management | - | - | - | .1 | .1 | .0 | .1 | .2 | .1 |
| 21021 | Public Administration | 1.4 | 1.4 | 1.4 | 1.5 | 1.5 | 1.2 | 1.3 | 1.4 | 1.3 |
| 05111 | Real Estate | - | - | - | - | - | - | - | - | .0 |
| 05996 | Small Business Mgmt. | - | - | - | .2 | .3 | .3 | .4 | .3 | .3 |
| 05022 | Taxation | - | - | - | - | .0 | .0 | - | - | - |
| Administration Total | | 24.9 | 25.5 | 23.1 | 23.8 | 23.7 | 22.6 | 22.2 | 21.2 | 19.6 |
| 08994 | Bilingual/Cross Culture | .1 | .1 | .1 | .3 | .4 | .3 | .3 | .2 | .3 |
| 08261 | Counselor Education | 1.6 | 1.8 | 1.6 | 1.0 | 1.0 | .9 | .9 | .9 | .9 |
| 08011 | Education | .2 | .4 | .8 | .8 | .5 | .4 | .3 | .2 | .1 |
| 08271 | Educational Administration | 1.4 | 1.3 | 1.4 | 1.4 | 1.1 | .9 | .7 | .8 | 1.1 |
| 08021 | Elementary Education | .6 | .5 | .6 | .6 | .5 | .6 | .5 | .5 | .4 |
| 08341 | Environmental Education | - | .1 | .2 | .2 | .2 | .2 | .2 | .2 | .1 |
| 08992 | Instructional Technology | - | - | - | - | .1 | .1 | .3 | .5 | .5 |
| 08301 | Reading | .7 | .7 | .8 | .8 | .5 | .6 | .7 | .6 | .5 |
| 12221 | Rehabilitation Counseling | .2 | .2 | .2 | .3 | .3 | .3 | .4 | .5 | .4 |
| 08031 | Secondary Education | .2 | .2 | .2 | .2 | .2 | .1 | .1 | .3 | .5 |
| 08081 | Special Education | .8 | .8 | 1.0 | 1.1 | 1.2 | 1.3 | 1.2 | 1.2 | 1.1 |
| 08395 | Vocational Education | .5 | .7 | .6 | .7 | .5 | .6 | .7 | .5 | .6 |
| Education Total | | 6.3 | 6.7 | 7.4 | 7.5 | 6.5 | 6.3 | 6.4 | 6.4 | 6.5 |
| 03131 | American Studies | .0 | .0 | .0 | .0 | .0 | .0 | .0 | .0 | .1 |
| 10021 | Art (Plan I & II) | 1.6 | 1.5 | 1.6 | .9 | .8 | .8 | .8 | .7 | .8 |
| 10091 | Art - Graphic Design | - | - | - | .6 | .7 | .7 | .8 | .8 | .6 |
| 10031 | Art History (Plan III) | .1 | - | .0 | .1 | .1 | .1 | .1 | .0 | .1 |
| 15052 | Bilingual/Bicultural | - | - | - | - | .7 | 1.1 | 1.5 | 1.7 | 2.2 |
| 06011 | Communication | 2.3 | 2.2 | 2.2 | 2.3 | 2.5 | 2.4 | 2.4 | 2.6 | 2.5 |
| 15071 | Creative Writing | .0 | .0 | .0 | .1 | .1 | .2 | .3 | .3 | .4 |
| 15081 | English (to Other Lang) | - | - | - | - | .0 | .1 | .1 | .1 | 2.0 |
| 15011 | English | 1.9 | 1.9 | 2.0 | 2.2 | 2.5 | 2.3 | 2.1 | 2.1 | .1 |
| 15013 | English Composition | .4 | .4 | .5 | .6 | .5 | .6 | .4 | .5 | .5 |
| 11021 | French | .3 | .2 | .2 | .2 | .1 | .2 | .1 | .1 | .1 |
| 15991 | Humanities | .0 | .1 | .1 | .1 | .1 | .1 | .0 | .0 | .0 |
| 49012 | Liberal Studies | 12.1 | 11.8 | 11.4 | 10.7 | 9.7 | 9.4 | 9.1 | 8.9 | 9.0 |
| 10052 | Music - Educ | - | - | - | .1 | .1 | .1 | .1 | .1 | .1 |
| 10051 | Music - Perform | .5 | .5 | .5 | .3 | .3 | .2 | .3 | .3 | .2 |
| 15091 | Philosophy | .2 | .1 | .2 | .2 | .2 | .2 | .2 | .1 | .2 |
| 11051 | Spanish | .6 | .4 | .5 | .4 | .6 | .6 | .5 | .5 | .5 |
| 49993 | Special Major | .7 | .3 | .5 | .5 | .5 | .5 | .5 | .5 | .4 |
| 10071 | Theatre Arts | .5 | .4 | .3 | .4 | .5 | .3 | .3 | .4 | .4 |
| Humanities Total | | 21.1 | 19.8 | 20.0 | 19.8 | 19.9 | 20.0 | 19.5 | 19.9 | 20.3 |

Fall Term Enrollment

| Code | Major | Percent of Total University | | | | | | | | |
|--------------------------------------|-----------------------------|-----------------------------|--------------|--------------|--------------|--------------|--------------|--------------|--------------|--------------|
| | | 88-89 | 89-90 | 90-91 | 91-92 | 92-93 | 93-94 | 94-95 | 95-96 | 96-97 |
| 04141 | Biochemistry | - | - | .0 | .2 | .2 | .2 | .3 | .4 | .4 |
| 04011 | Biology | 2.6 | 2.6 | 2.9 | 2.9 | 3.0 | 3.5 | 3.7 | 3.9 | 3.7 |
| 19051 | Chemistry | .4 | .6 | .7 | .5 | .5 | .5 | .5 | .4 | .6 |
| 07011 | Computer Science | 3.1 | 2.4 | 2.1 | 1.7 | 1.7 | 1.6 | 1.6 | 2.0 | 2.1 |
| 12142 | Environmental Health | - | - | - | .2 | .2 | .0 | .3 | .2 | .2 |
| 13061 | Foods And Nutrition | .2 | .3 | .4 | .3 | .4 | .4 | .5 | .6 | .6 |
| 19141 | Geology | - | - | - | .2 | .2 | .3 | .3 | .3 | .2 |
| 12011 | Health Science | .7 | .7 | .7 | .7 | .6 | .8 | .6 | .6 | .7 |
| 12021 | Health Services Admin. | .1 | .1 | .2 | .3 | .4 | .5 | .7 | .8 | 1.0 |
| 08394 | Industrial Technology | .1 | .2 | .4 | .4 | .4 | .2 | .1 | .0 | .0 |
| 17011 | Mathematics | 1.4 | 1.3 | 1.0 | 1.1 | 1.1 | 1.2 | 1.2 | 1.3 | 1.5 |
| 17012 | Mathematics MAT | - | .1 | .2 | .2 | .2 | .2 | .1 | .0 | - |
| 12031 | Nursing | 1.2 | 1.2 | 1.8 | 2.5 | 3.1 | 3.5 | 3.9 | 4.0 | 3.6 |
| 08351 | Physical Education | 1.3 | 1.2 | 1.2 | 1.3 | 1.4 | 1.3 | 1.4 | 1.4 | 1.3 |
| 19021 | Physics | .4 | .3 | .3 | .3 | .2 | .2 | .2 | .2 | .2 |
| 49023 | Science - Interdisciplinary | - | - | - | - | - | - | .0 | .0 | .0 |
| Natural Sciences Total | | 11.5 | 11.1 | 11.7 | 12.8 | 13.6 | 14.4 | 15.5 | 16.1 | 16.1 |
| 22021 | Anthropology | .2 | .2 | .3 | .3 | .3 | .3 | .4 | .4 | .4 |
| 21051 | Criminal Justice | 1.7 | 1.8 | 2.0 | 2.3 | 2.4 | 2.6 | 2.9 | 2.9 | 2.9 |
| 22041 | Economics | .7 | .8 | .7 | .6 | .5 | .6 | .5 | .4 | .3 |
| 49011 | Environmental Studies | .3 | .4 | .6 | .7 | .8 | .9 | .9 | .8 | .6 |
| 22111 | Ethnic Studies - Black | - | - | - | .0 | .0 | - | - | - | - |
| 22131 | Ethnic Studies - Mex/Am. | - | - | - | .0 | - | - | - | - | - |
| 22061 | Geography | .2 | .3 | .3 | .3 | .3 | .4 | .2 | .2 | .2 |
| 21043 | Gerontology | - | - | - | - | - | - | - | - | .0 |
| 22051 | History | .9 | 1.0 | 1.0 | 1.2 | 1.2 | 1.2 | 1.1 | 1.2 | 1.4 |
| 08231 | Human Develop- Child | .0 | - | - | - | .0 | .5 | .8 | .8 | .8 |
| 20993 | Human Development | .6 | .7 | .5 | .7 | .8 | .6 | .3 | .3 | .2 |
| 21042 | Human Services | .3 | .3 | .4 | .4 | .4 | .4 | .3 | .4 | .4 |
| 22102 | National Security Studies | .4 | .4 | .5 | .6 | .4 | .4 | .4 | .3 | .3 |
| 22071 | Political Science | 1.2 | 1.4 | 1.4 | 1.5 | 1.7 | 1.8 | 1.9 | 1.8 | 1.3 |
| 20031 | Psych - Clinical - Thesis | - | - | - | .0 | .1 | .1 | .2 | .2 | .2 |
| 20081 | Psych - Industrial/Org | - | - | - | .1 | .1 | .2 | .2 | .2 | .2 |
| 20091 | Psych - Life Span | - | - | - | .0 | .1 | .1 | .2 | .2 | .2 |
| 20011 | Psychology | 6.1 | 6.4 | 5.7 | 5.7 | 6.2 | 6.3 | 6.0 | 6.5 | 6.3 |
| 22011 | Social Sciences | .6 | .5 | .7 | .7 | .9 | 1.1 | 1.2 | 1.3 | 1.2 |
| 21041 | Social Work | .2 | .5 | 1.0 | 1.1 | 1.4 | 1.6 | 1.9 | 2.2 | 2.5 |
| 22081 | Sociology | 1.0 | 1.2 | 1.2 | 1.1 | 1.3 | 1.3 | 1.0 | 1.1 | 1.1 |
| 02061 | Urban Planning | - | - | - | - | - | .1 | - | - | - |
| Social & Behavioral Total | | 14.5 | 16.0 | 16.3 | 17.3 | 18.8 | 20.4 | 20.3 | 21.1 | 20.4 |
| 00000 | Undeclared | 21.7 | 20.9 | 21.4 | 18.8 | 17.6 | 16.4 | 16.1 | 15.4 | 17.2 |
| University Total | | 100.0 | 100.0 | 100.0 | 100.0 | 100.0 | 100.0 | 100.0 | 100.0 | 100.0 |

Fall Term Enrollment - Majors by Class Level

| Code | Major | FTF | Fresh | Soph | Junior | Senior | PostBac | Grad | Total |
|-----------------------------|----------------------------|-----|-------|------|--------|--------|---------|------|-------|
| 05021 | Accounting | 40 | 31 | 52 | 182 | 303 | 8 | 17 | 633 |
| 05011 | Administration | 64 | 52 | 62 | 85 | 47 | 3 | 73 | 386 |
| 05171 | Business Economics | 1 | 3 | 4 | 11 | 13 | - | - | 32 |
| 05041 | Finance | 3 | 3 | 14 | 58 | 113 | 1 | 85 | 277 |
| 05151 | Indus. Rel/Personnel | - | - | - | - | - | - | 25 | 25 |
| 07021 | Info Management | 4 | 9 | 12 | 51 | 107 | - | 25 | 208 |
| 05131 | International Business | 13 | 7 | 16 | 19 | 37 | - | - | 92 |
| 05061 | Management | 8 | 12 | 21 | 67 | 121 | - | 1 | 230 |
| 05072 | Management Science | - | - | 1 | 4 | 8 | - | - | 13 |
| 05091 | Marketing | 13 | 17 | 21 | 69 | 120 | - | 33 | 273 |
| 05064 | Production Management | - | - | 1 | 3 | 8 | - | 6 | 18 |
| 21021 | Public Administration | 1 | 6 | 5 | 11 | 24 | 2 | 106 | 155 |
| 05111 | Real Estate | - | - | - | - | 1 | - | - | 1 |
| 05996 | Small Business Mgmt. | 1 | 2 | 3 | 12 | 20 | - | - | 38 |
| 05022 | Taxation | - | - | - | - | - | - | - | - |
| Administration Total | | 148 | 142 | 212 | 572 | 922 | 14 | 371 | 2,381 |
| 08994 | Bilingual/Cross Culture | - | - | - | - | - | 3 | 30 | 33 |
| 08261 | Counselor Education | - | - | - | - | - | 5 | 101 | 106 |
| 08011 | Education | - | - | - | - | - | 3 | 13 | 16 |
| 08271 | Educational Administration | - | - | - | - | - | 16 | 112 | 128 |
| 08021 | Elementary Education | - | - | - | - | - | 2 | 49 | 51 |
| 08341 | Environmental Education | - | - | - | - | - | - | 16 | 16 |
| 08992 | Instructional Technology | - | - | - | - | - | 1 | 58 | 59 |
| 08301 | Reading | - | - | - | - | - | 1 | 62 | 63 |
| 12221 | Rehabilitation Counseling | - | - | - | - | - | - | 53 | 53 |
| 08031 | Secondary Education | - | - | - | - | - | 43 | 22 | 65 |
| 08081 | Special Education | - | - | - | - | - | 16 | 113 | 129 |
| 08395 | Vocational Education | 3 | 8 | 7 | 13 | 13 | 1 | 22 | 67 |
| Education Total | | 3 | 8 | 7 | 13 | 13 | 91 | 651 | 786 |
| 03131 | American Studies | - | 1 | 3 | 3 | 3 | - | - | 10 |
| 10021 | Art (Plan I & II) | 11 | 5 | 15 | 22 | 39 | 4 | - | 96 |
| 10091 | Art - Graphic Design | 6 | 1 | 14 | 14 | 40 | - | - | 75 |
| 10031 | Art History (Plan III) | - | 1 | - | 5 | 2 | - | - | 8 |
| 15052 | Bilingual/Bicultural | 5 | 11 | 44 | 96 | 106 | - | - | 262 |
| 06011 | Communication | 24 | 26 | 55 | 95 | 109 | - | - | 309 |
| 15071 | Creative Writing | 5 | 1 | 5 | 20 | 19 | - | - | 50 |
| 15081 | English (to Other Lang) | 20 | 14 | 29 | 66 | 110 | 1 | - | 240 |
| 15011 | English | - | - | - | - | - | - | 12 | 12 |
| 15013 | English Composition | - | - | - | - | - | 1 | 54 | 55 |
| 11021 | French | - | 1 | 3 | 3 | 10 | - | - | 17 |
| 15991 | Humanities | - | - | 1 | - | - | - | - | 1 |
| 49012 | Liberal Studies | 82 | 60 | 131 | 367 | 456 | 1 | - | 1,097 |
| 10052 | Music - Educ | - | 1 | 1 | 4 | 9 | - | - | 15 |
| 10051 | Music - Perform | 2 | 4 | 5 | 8 | 10 | 1 | - | 30 |
| 15091 | Philosophy | - | 1 | 6 | 7 | 7 | - | - | 21 |
| 11051 | Spanish | 3 | 2 | 6 | 19 | 30 | 3 | - | 63 |
| 49993 | Special Major | - | - | 2 | 2 | 12 | - | 37 | 53 |
| 10071 | Theatre Arts | 6 | 8 | 3 | 15 | 15 | - | - | 47 |
| Humanities Total | | 164 | 137 | 323 | 746 | 977 | 11 | 103 | 2,461 |

Fall Term Enrollment - Majors by Class Level

| Code | Major | FTF | Fresh | Soph | Junior | Senior | PostBac | Grad | Total |
|--------------------------------------|-----------------------------|-----|-------|-------|--------|--------|---------|-------|--------|
| 04141 | Biochemistry | 1 | 3 | 8 | 10 | 25 | 2 | - | 49 |
| 04011 | Biology | 53 | 58 | 67 | 97 | 147 | 5 | 18 | 445 |
| 19051 | Chemistry | 12 | 7 | 3 | 18 | 28 | 1 | - | 69 |
| 07011 | Computer Science | 45 | 20 | 32 | 53 | 76 | 1 | 25 | 252 |
| 12142 | Environmental Health | - | - | 3 | 4 | 18 | - | - | 25 |
| 13061 | Foods And Nutrition | 1 | 2 | 5 | 24 | 38 | 1 | - | 71 |
| 19141 | Geology | - | - | 6 | 6 | 12 | - | - | 24 |
| 12011 | Health Science | 8 | 9 | 10 | 29 | 27 | 1 | - | 84 |
| 12021 | Health Services Admin. | 4 | 1 | 6 | 25 | 48 | - | 43 | 127 |
| 08394 | Industrial Technology | - | - | - | - | 1 | - | - | 1 |
| 17011 | Mathematics | 15 | 4 | 29 | 39 | 63 | 4 | 23 | 177 |
| 17012 | Mathematics MAT | - | - | - | - | - | - | - | - |
| 12031 | Nursing | 70 | 51 | 60 | 92 | 151 | 11 | - | 435 |
| 08351 | Physical Education | 11 | 7 | 21 | 52 | 72 | - | - | 163 |
| 19021 | Physics | 1 | 1 | 5 | 6 | 15 | - | - | 28 |
| 49023 | Science - Interdisciplinary | - | - | - | - | - | 1 | 2 | 3 |
| Natural Sciences Total | | 221 | 163 | 255 | 455 | 721 | 27 | 111 | 1,953 |
| 22021 | Anthropology | 4 | - | 1 | 22 | 19 | - | - | 46 |
| 21051 | Criminal Justice | 49 | 45 | 44 | 95 | 99 | 1 | 25 | 358 |
| 22041 | Economics | 1 | 1 | 6 | 15 | 16 | - | - | 39 |
| 49011 | Environmental Studies | 1 | 4 | 12 | 15 | 41 | - | - | 73 |
| 22111 | Ethnic Studies - Black | - | - | - | - | - | - | - | - |
| 22131 | Ethnic Studies - Mex/Am. | - | - | - | - | - | - | - | - |
| 22061 | Geography | - | - | 2 | 9 | 17 | - | - | 28 |
| 21043 | Gerontology | - | - | 1 | 2 | 1 | - | - | 4 |
| 22051 | History | 13 | 7 | 28 | 50 | 68 | 1 | - | 167 |
| 08231 | Human Develop- Child | 1 | 4 | 12 | 31 | 51 | - | - | 99 |
| 20993 | Human Development | 1 | 1 | 1 | 9 | 8 | - | - | 20 |
| 21042 | Human Services | - | - | 4 | 19 | 22 | - | - | 45 |
| 22102 | National Security Studies | - | - | - | - | - | - | 35 | 35 |
| 22071 | Political Science | 17 | 22 | 17 | 31 | 74 | - | - | 161 |
| 20031 | Psych - Clinical - Thesis | - | - | - | - | - | - | 24 | 24 |
| 20081 | Psych - Industrial/Org | - | - | - | - | - | - | 25 | 25 |
| 20091 | Psych - Life Span | - | - | - | - | - | - | 21 | 21 |
| 20011 | Psychology | 65 | 47 | 89 | 233 | 301 | 4 | 22 | 761 |
| 22011 | Social Sciences | - | 5 | 15 | 31 | 75 | - | 16 | 142 |
| 21041 | Social Work | 6 | 4 | 26 | 63 | 58 | 3 | 143 | 303 |
| 22081 | Sociology | 7 | 10 | 23 | 44 | 45 | 1 | - | 130 |
| 02061 | Urban Planning | - | - | - | - | - | - | - | - |
| Social & Behavioral Total | | 165 | 150 | 281 | 669 | 895 | 10 | 311 | 2,481 |
| 00000 | Undeclared | 241 | 245 | 123 | 89 | 34 | 1,359 | - | 2,091 |
| University Total | | 942 | 845 | 1,201 | 2,544 | 3,562 | 1,512 | 1,547 | 12,153 |

Fall Demographics by HEGIS Major for Undergraduates

Display of GPA data has been suppressed for majors with less than 5 students.

| Code | Major | Total Number | % 12 + Units | Ave. Units | Pct. Female | Campus GPA | Total GPA | Ave. Age | Percent in Age Group | | | | | |
|-------|--------------------------------------|-----------------|-----------------|---------------|----------------|---------------|--------------|-------------|----------------------|-------------|-------------|-------------|--------------|-------------|
| | | | | | | | | | <18 | 18-20 | 21-24 | 25-34 | 35-54 | 55+ |
| 05021 | Accounting | 608 | 80.6 | 12.7 | 58.7 | 2.79 | 2.88 | 27.1 | 1.3 | 16.0 | 31.7 | 34.7 | 15.5 | .8 |
| 05011 | Administration | 310 | 85.5 | 12.9 | 44.5 | 2.53 | 2.60 | 22.9 | 2.3 | 47.4 | 27.1 | 15.2 | 8.1 | - |
| 05171 | Business Economics | 32 | 93.8 | 13.5 | 25.0 | 2.70 | 2.68 | 24.9 | - | 18.8 | 53.1 | 15.6 | 12.5 | - |
| 05041 | Finance | 191 | 70.7 | 12.1 | 41.4 | 2.87 | 2.84 | 26.4 | 1.0 | 4.7 | 48.2 | 34.6 | 11.5 | - |
| 07021 | Information Mgmt. | 183 | 79.2 | 12.4 | 40.4 | 2.71 | 2.74 | 28.0 | - | 8.7 | 33.9 | 38.3 | 19.1 | - |
| 05131 | International Bus. | 92 | 89.1 | 13.4 | 54.3 | 2.49 | 2.58 | 23.5 | - | 29.3 | 37.0 | 30.4 | 3.3 | - |
| 05061 | Management | 229 | 80.3 | 12.7 | 49.8 | 2.69 | 2.69 | 26.7 | .4 | 14.8 | 42.4 | 25.8 | 16.2 | .4 |
| 05072 | Management Science | 13 | 84.6 | 13.0 | 30.8 | 2.69 | 2.54 | 29.7 | - | 7.7 | 23.1 | 46.2 | 23.1 | - |
| 05091 | Marketing | 240 | 80.8 | 12.7 | 50.4 | 2.62 | 2.63 | 24.8 | - | 15.8 | 50.4 | 26.3 | 7.5 | - |
| 05064 | Production Mgmt. | 12 | 91.7 | 12.8 | 8.3 | 2.70 | 2.76 | 28.8 | - | - | 50.0 | 25.0 | 25.0 | - |
| 21021 | Public Administratio | 47 | 61.7 | 10.7 | 51.1 | 2.72 | 2.74 | 31.6 | - | 14.9 | 14.9 | 27.7 | 40.4 | 2.1 |
| 05111 | Real Estate | 1 | 100.0 | 16.0 | 0.0 | | | 39.0 | - | - | - | - | 100.0 | - |
| 05996 | Small Business Mgmt. | 38 | 81.6 | 12.2 | 31.6 | 2.80 | 2.79 | 28.5 | - | 5.3 | 36.8 | 34.2 | 23.7 | - |
| | Administration Total | 1,996 | 80.6 | 12.7 | 49.2 | 2.71 | 2.75 | 26.1 | .3 | 9.2 | 22.5 | 17.7 | 15.3 | .2 |
| 08395 | Vocational Education | 44 | 34.1 | 8.2 | 59.1 | 3.73 | 3.10 | 42.5 | - | - | 2.3 | 11.4 | 81.8 | 4.5 |
| | Education Total | 44 | 34.1 | 8.2 | 59.1 | 3.73 | 3.10 | 42.5 | - | - | 5.2 | 25.8 | 186.0 | 10.3 |
| 03131 | American Studies | 10 | 100.0 | 14.4 | 70.0 | 3.11 | 2.85 | 28.3 | - | 20.0 | 40.0 | - | 40.0 | - |
| 10021 | Art | 92 | 84.8 | 13.6 | 63.0 | 3.16 | 3.04 | 29.5 | 1.1 | 20.7 | 26.1 | 22.8 | 27.2 | 2.2 |
| 10091 | Art - Graphic Design | 75 | 64.0 | 11.6 | 52.0 | 3.05 | 2.94 | 24.9 | - | 20.0 | 45.3 | 21.3 | 13.3 | - |
| 10031 | Art History | 8 | 87.5 | 14.3 | 100.0 | 3.11 | 2.74 | 26.9 | - | 12.5 | 50.0 | 25.0 | 12.5 | - |
| 15052 | Liberal Studies -BIL | 262 | 79.0 | 12.8 | 83.6 | 2.84 | 2.82 | 28.3 | - | 15.6 | 33.6 | 26.7 | 23.7 | .4 |
| 06011 | Communication | 309 | 88.7 | 13.8 | 62.5 | 2.62 | 2.64 | 23.6 | 1.3 | 26.2 | 47.9 | 17.8 | 6.5 | .3 |
| 15071 | Creative Writing | 50 | 92.0 | 14.3 | 64.0 | 3.00 | 2.85 | 27.1 | 2.0 | 18.0 | 34.0 | 28.0 | 18.0 | - |
| 15011 | English | 239 | 85.8 | 13.0 | 71.1 | 2.91 | 2.86 | 25.9 | 1.3 | 20.9 | 39.3 | 24.3 | 13.4 | .8 |
| 11021 | French | 17 | 76.5 | 12.1 | 70.6 | 3.10 | 2.97 | 26.1 | - | 29.4 | 23.5 | 35.3 | 11.8 | - |
| 15991 | Humanities | 1 | 100.0 | 18.0 | 0.0 | | | 20.0 | - | 100.0 | - | - | - | - |
| 49012 | Liberal Studies | 1096 | 81.7 | 13.1 | 83.8 | 2.90 | 2.82 | 27.7 | 1.5 | 17.5 | 32.7 | 24.6 | 23.4 | .4 |
| 10052 | Music - Education | 15 | 86.7 | 15.0 | 26.7 | 2.84 | 2.82 | 25.8 | - | 26.7 | 33.3 | 33.3 | 6.7 | - |
| 10051 | Music - Performance | 29 | 82.8 | 13.9 | 48.3 | 2.69 | 2.68 | 26.3 | - | 37.9 | 31.0 | 3.4 | 27.6 | - |
| 15091 | Philosophy | 21 | 76.2 | 12.2 | 23.8 | 3.06 | 2.95 | 25.1 | - | 23.8 | 23.8 | 47.6 | 4.8 | - |
| 11051 | Spanish | 60 | 83.3 | 13.2 | 60.0 | 2.78 | 2.77 | 26.2 | - | 16.7 | 40.0 | 28.3 | 15.0 | - |
| 49993 | Special Major | 16 | 68.8 | 12.3 | 68.8 | 3.20 | 3.17 | 33.8 | - | 6.3 | 12.5 | 37.5 | 43.8 | - |
| 10071 | Theatre Arts | 47 | 85.1 | 13.7 | 40.4 | 2.79 | 2.76 | 24.4 | - | 40.4 | 21.3 | 29.8 | 8.5 | - |
| | Humanities Total | 2,347 | 82.6 | 13.2 | 74.4 | 2.87 | 2.81 | 26.9 | .3 | 19.3 | 22.8 | 17.3 | 12.6 | .2 |
| 04141 | Biochemistry | 47 | 76.6 | 13.1 | 44.7 | 2.74 | 2.84 | 24.8 | - | 19.1 | 38.3 | 40.4 | 2.1 | - |
| 04011 | Biology | 422 | 84.1 | 13.3 | 55.7 | 2.56 | 2.64 | 23.2 | 1.9 | 34.6 | 34.4 | 24.4 | 4.7 | - |
| 19051 | Chemistry | 68 | 77.9 | 13.0 | 41.2 | 2.65 | 2.71 | 24.9 | 5.9 | 23.5 | 32.4 | 23.5 | 14.7 | - |
| 07011 | Computer Science | 226 | 75.2 | 12.3 | 17.3 | 2.79 | 2.80 | 24.3 | 5.8 | 31.4 | 28.3 | 25.2 | 9.3 | - |
| 12142 | Environmental Health | 25 | 92.0 | 14.0 | 52.0 | 2.64 | 2.65 | 27.2 | - | 12.0 | 28.0 | 48.0 | 12.0 | - |
| 13061 | Foods & Nutrition | 70 | 80.0 | 13.1 | 87.1 | 2.70 | 2.75 | 28.8 | - | 7.1 | 38.6 | 31.4 | 21.4 | 1.4 |
| 19141 | Geology | 24 | 66.7 | 11.7 | 29.2 | 2.98 | 2.93 | 28.9 | - | 4.2 | 50.0 | 25.0 | 16.7 | 4.2 |
| 12011 | Health Science | 83 | 78.3 | 12.9 | 73.5 | 2.74 | 2.69 | 25.6 | 2.4 | 22.9 | 32.5 | 30.1 | 10.8 | 1.2 |
| 12021 | Health Services Admn | 84 | 88.1 | 14.7 | 77.4 | 2.78 | 2.72 | 26.0 | 2.4 | 7.1 | 59.5 | 14.3 | 16.7 | - |
| 08394 | Industrial Tech. | 1 | 0.0 | 5.0 | 0.0 | | | 41.0 | - | - | - | - | 100.0 | - |
| 17011 | Mathematics | 150 | 78.7 | 12.7 | 48.0 | 2.81 | 2.88 | 25.6 | 2.0 | 23.3 | 31.3 | 29.3 | 13.3 | .7 |
| 12031 | Nursing | 424 | 81.4 | 12.5 | 83.7 | 2.93 | 2.94 | 23.9 | 2.6 | 35.4 | 34.2 | 18.4 | 9.4 | - |
| 08351 | Physical Education | 163 | 85.3 | 13.5 | 43.6 | 2.57 | 2.61 | 24.7 | .6 | 15.3 | 49.7 | 24.5 | 9.8 | - |
| 19021 | Physics | 28 | 71.4 | 12.5 | 10.7 | 2.81 | 2.88 | 24.3 | - | 21.4 | 42.9 | 28.6 | 7.1 | - |
| | Natural Sciences Total | 1,815 | 81.0 | 13.0 | 56.8 | 2.74 | 2.77 | 24.5 | 1.3 | 14.2 | 27.6 | 20.0 | 13.7 | .4 |
| 22021 | Anthropology | 46 | 73.9 | 13.2 | 54.3 | 3.07 | 2.91 | 28.5 | 4.3 | 8.7 | 39.1 | 19.6 | 28.3 | - |
| 21051 | Criminal Justice | 332 | 84.0 | 12.9 | 52.1 | 2.55 | 2.62 | 23.7 | 1.8 | 33.7 | 34.3 | 22.3 | 7.5 | .3 |
| 22041 | Economics | 39 | 82.1 | 13.0 | 35.9 | 2.90 | 2.86 | 25.5 | - | 20.5 | 35.9 | 28.2 | 15.4 | - |
| 49011 | Environmental St. | 73 | 78.1 | 13.4 | 42.5 | 2.67 | 2.72 | 27.0 | - | 13.7 | 32.9 | 38.4 | 13.7 | 1.4 |
| 22061 | Geography | 28 | 92.9 | 14.5 | 28.6 | 2.64 | 2.82 | 28.9 | - | 10.7 | 25.0 | 42.9 | 21.4 | - |
| 21043 | Gerontology | 4 | 50.0 | 9.0 | 75.0 | | | 47.5 | - | - | 25.0 | - | 25.0 | 50.0 |
| 22051 | History | 166 | 86.1 | 13.2 | 38.6 | 2.83 | 2.76 | 27.4 | .6 | 20.5 | 33.1 | 26.5 | 16.9 | 2.4 |
| 08231 | Human Develop-Child | 99 | 71.7 | 11.4 | 96.0 | 2.84 | 2.78 | 28.8 | - | 11.1 | 39.4 | 24.2 | 24.2 | 1.0 |
| 20993 | Human Developmnt | 20 | 70.0 | 11.7 | 85.0 | 3.10 | 2.95 | 32.0 | - | 5.0 | 40.0 | 15.0 | 40.0 | - |
| 21042 | Human Services | 45 | 68.9 | 11.7 | 84.4 | 2.77 | 2.78 | 36.5 | - | 2.2 | 17.8 | 22.2 | 48.9 | 8.9 |
| 22071 | Political Science | 161 | 85.1 | 12.9 | 44.7 | 2.58 | 2.56 | 24.3 | 1.2 | 27.3 | 37.9 | 24.2 | 8.7 | .6 |
| 20011 | Psychology | 735 | 79.7 | 12.5 | 77.0 | 2.89 | 2.83 | 27.5 | 1.8 | 20.3 | 32.9 | 24.4 | 18.4 | 2.3 |
| 22011 | Social Sciences | 126 | 73.0 | 12.2 | 55.6 | 2.71 | 2.72 | 29.9 | - | 7.9 | 28.6 | 36.5 | 27.0 | - |
| 21041 | Social Work | 157 | 80.9 | 13.0 | 79.6 | 2.90 | 2.85 | 30.3 | - | 14.0 | 26.8 | 26.1 | 31.2 | 1.9 |
| 22081 | Sociology | 129 | 76.7 | 12.4 | 73.6 | 2.70 | 2.76 | 28.9 | .8 | 19.4 | 29.5 | 25.6 | 20.9 | 3.9 |
| | Social & Behavioral Total | 2,160 | 80.1 | 12.7 | 64.6 | 2.78 | 2.76 | 27.4 | .5 | 10.0 | 22.1 | 17.4 | 16.1 | 3.4 |
| 00000 | Undeclared | 732 | 73.8 | 11.6 | 54.5 | 2.59 | 2.59 | 21.6 | 9.6 | 61.9 | 13.7 | 7.4 | 6.7 | .8 |
| | University Total | 8,362 | 87.3 | 13.9 | 66.7 | 2.92 | 2.91 | 28.3 | 1.3 | 21.2 | 35.0 | 25.7 | 16.0 | .7 |

Fall Demographics by HEGIS Major for Postbaccalaureate and Graduate Students

Display of GPA data has been suppressed for majors with less than 5 students.

| Code | Major | Total Number | % Wgtd Fulltime* | Ave. Units | Pct. Female | Campus GPA | Total GPA | Ave. Age | Percent in Age Group | | | | | |
|--------------------------------------|----------------------|--------------|------------------|-------------|-------------|-------------|-------------|-------------|----------------------|------------|--------------|--------------|--------------|--------------|
| | | | | | | | | | <18 | 18-20 | 21-24 | 25-34 | 35-54 | 55+ |
| 05021 | Accounting | 25 | 48.0 | 9.0 | 40.0 | 3.47 | 3.47 | 32.9 | - | - | 8.0 | 60.0 | 32.0 | - |
| 05011 | Administration | 76 | 50.0 | 8.7 | 47.4 | 3.44 | 3.45 | 30.4 | - | 1.3 | 22.4 | 51.3 | 25.0 | - |
| 05041 | Finance | 86 | 72.1 | 10.2 | 41.9 | 3.43 | 3.43 | 28.5 | - | - | 26.7 | 59.3 | 12.8 | 1.2 |
| 05151 | Indus. Rel/Personnel | 25 | 52.0 | 8.2 | 68.0 | 3.46 | 3.46 | 29.4 | - | - | 24.0 | 52.0 | 24.0 | - |
| 07021 | Information Mgmt. | 25 | 56.0 | 8.0 | 56.0 | 3.42 | 3.42 | 30.0 | - | - | 20.0 | 64.0 | 16.0 | - |
| 05061 | Management | 1 | 100.0 | 16.0 | 0.0 | 3.09 | 3.09 | 42.0 | - | - | - | - | 100.0 | - |
| 05091 | Marketing | 33 | 72.7 | 10.3 | 72.7 | 3.28 | 3.29 | 26.8 | - | - | 33.3 | 60.6 | 6.1 | - |
| 05064 | Production Mgmt. | 6 | 83.3 | 9.3 | 0.0 | 3.39 | 3.39 | 34.7 | - | - | - | 50.0 | 50.0 | - |
| 21021 | Public Administratio | 108 | 51.9 | 7.1 | 50.9 | 3.48 | 3.48 | 35.9 | - | - | 7.4 | 37.0 | 54.6 | 0.9 |
| Administration Total | | 385 | 58.4 | 8.7 | 49.9 | 3.44 | 3.44 | 31.4 | - | 0.3 | 36.8 | 112.8 | 83.2 | 0.5 |
| 08994 | Bilingual/Cross Cult | 33 | 39.4 | 7.4 | 78.8 | 3.68 | 3.68 | 34.8 | - | - | - | 57.6 | 42.4 | - |
| 08261 | Counselor Education | 106 | 69.8 | 8.3 | 72.6 | 3.71 | 3.72 | 34.9 | - | - | 5.7 | 50.0 | 43.4 | 0.9 |
| 08011 | Education | 16 | 31.3 | 6.3 | 56.3 | 3.62 | 3.62 | 36.3 | - | - | - | 37.5 | 62.5 | - |
| 08271 | Educational Admn. | 128 | 70.3 | 7.9 | 60.2 | 3.78 | 3.78 | 36.8 | - | - | 0.8 | 43.0 | 55.5 | 0.8 |
| 08021 | Elementary Education | 51 | 52.9 | 8.4 | 88.2 | 3.73 | 3.74 | 34.1 | - | - | 11.8 | 51.0 | 31.4 | 5.9 |
| 08341 | Environmental Educ. | 16 | 56.3 | 8.3 | 75.0 | 3.74 | 3.74 | 39.2 | - | - | - | 31.3 | 62.5 | 6.3 |
| 08992 | Instructional Tech. | 59 | 57.6 | 8.1 | 54.2 | 3.74 | 3.75 | 36.6 | - | - | 5.1 | 42.4 | 49.2 | 3.4 |
| 08301 | Reading | 63 | 33.3 | 5.9 | 96.8 | 3.76 | 3.76 | 37.4 | - | - | 1.6 | 41.3 | 55.6 | 1.6 |
| 12221 | Rehabilitation Couns | 53 | 66.0 | 8.1 | 75.5 | 3.67 | 3.68 | 41.5 | - | - | 3.8 | 20.8 | 67.9 | 7.5 |
| 08031 | Secondary Education | 65 | 10.8 | 7.4 | 72.3 | 3.83 | 3.83 | 40.4 | - | - | 3.1 | 32.3 | 60.0 | 4.6 |
| 08081 | Special Education | 129 | 56.6 | 8.0 | 75.2 | 3.74 | 3.74 | 41.9 | - | - | 1.6 | 19.4 | 69.8 | 9.3 |
| 08395 | Vocational Education | 23 | 56.5 | 8.6 | 26.1 | 3.79 | 3.79 | 46.4 | - | - | - | - | 87.0 | 13.0 |
| Education Total | | 742 | 54.0 | 7.8 | 71.3 | 3.74 | 3.74 | 38.2 | - | - | 4.5 | 57.5 | 92.6 | 7.2 |
| 10021 | Art | 4 | 25.0 | 7.8 | 50.0 | 3.97 | 3.97 | 52.3 | - | - | - | 25.0 | 25.0 | 50.0 |
| 15011 | English | 1 | 100.0 | 12.0 | 100.0 | 3.08 | 3.08 | 27.0 | - | - | - | 100.0 | - | - |
| 15081 | English - ESL | 12 | 33.3 | 7.8 | 66.7 | 3.77 | 3.78 | 33.5 | - | - | 8.3 | 50.0 | 41.7 | - |
| 15013 | English Composition | 55 | 67.3 | 8.6 | 63.6 | 3.47 | 3.48 | 35.9 | - | - | 9.1 | 38.2 | 47.3 | 5.5 |
| 49012 | Liberal Studies | 1 | 0.0 | 8.0 | 100.0 | 2.90 | 2.91 | 27.0 | - | - | - | 100.0 | - | - |
| 10051 | Music - Performance | 1 | 100.0 | 12.0 | 100.0 | 3.77 | 3.78 | 43.0 | - | - | - | - | 100.0 | - |
| 11051 | Spanish | 3 | 33.3 | 6.3 | 33.3 | 3.42 | 3.42 | 58.3 | - | - | - | - | 33.3 | 66.7 |
| 49993 | Special Major | 37 | 43.2 | 6.8 | 70.3 | 3.68 | 3.69 | 39.9 | - | - | - | 40.5 | 54.1 | 5.4 |
| Humanities Total | | 114 | 53.5 | 7.9 | 65.8 | 3.59 | 3.59 | 38.0 | - | - | 15.3 | 310.3 | 264.3 | 111.9 |
| 04141 | Biochemistry | 2 | 50.0 | 9.5 | 0.0 | | | 28.5 | - | - | - | 100.0 | - | - |
| 04011 | Biology | 23 | 26.1 | 7.6 | 43.5 | 3.45 | 3.45 | 29.3 | - | - | 21.7 | 56.5 | 21.7 | - |
| 19051 | Chemistry | 1 | 100.0 | 14.0 | 0.0 | 3.74 | 3.75 | 24.0 | - | - | 100.0 | - | - | - |
| 07011 | Computer Science | 26 | 61.5 | 8.3 | 30.8 | 3.46 | 3.46 | 29.2 | - | - | 23.1 | 65.4 | 11.5 | - |
| 13061 | Foods & Nutrition | 1 | 100.0 | 12.0 | 0.0 | | | 48.0 | - | - | - | - | 100.0 | - |
| 12011 | Health Science | 1 | 0.0 | 8.0 | 100.0 | | | 31.0 | - | - | - | 100.0 | - | - |
| 12021 | Health Services Admn | 43 | 60.5 | 10.1 | 67.4 | 3.63 | 3.63 | 33.7 | - | - | 16.3 | 41.9 | 39.5 | 2.3 |
| 17011 | Mathematics | 27 | 22.2 | 6.7 | 37.0 | 3.28 | 3.28 | 34.8 | - | - | 14.8 | 44.4 | 40.7 | - |
| 49023 | NatSci InterDisc | 3 | 33.3 | 6.7 | 100.0 | 3.56 | 3.57 | 34.3 | - | - | - | 33.3 | 66.7 | - |
| 12031 | Nursing | 11 | 63.6 | 11.1 | 90.9 | 3.51 | 3.52 | 28.4 | - | - | 36.4 | 54.5 | 9.1 | - |
| Natural Sciences Total | | 138 | 47.1 | 8.7 | 51.4 | 3.48 | 3.49 | 31.9 | - | - | 153.8 | 359.5 | 209.6 | 1.7 |
| 21051 | Criminal Justice | 26 | 57.7 | 8.6 | 61.5 | 3.49 | 3.50 | 28.8 | - | - | 46.2 | 34.6 | 19.2 | - |
| 22051 | History | 1 | 0.0 | 4.0 | 0.0 | 3.83 | 3.84 | 67.0 | - | - | - | - | - | 100.0 |
| 22102 | National Security St | 35 | 60.0 | 8.4 | 28.6 | 3.37 | 3.37 | 28.3 | - | - | 20.0 | 68.6 | 11.4 | - |
| 20081 | Psych - Indust-Org | 25 | 88.0 | 13.6 | 60.0 | 3.72 | 3.72 | 29.3 | - | - | 36.0 | 44.0 | 20.0 | - |
| 20091 | Psych - Life Span | 21 | 61.9 | 8.4 | 81.0 | 3.65 | 3.65 | 31.2 | - | - | 28.6 | 42.9 | 28.6 | - |
| 20011 | Psychology | 26 | 65.4 | 10.4 | 57.7 | 3.76 | 3.77 | 31.7 | - | - | 30.8 | 38.5 | 30.8 | - |
| 20031 | Psychology Clinical | 24 | 95.8 | 12.9 | 79.2 | 3.87 | 3.87 | 31.3 | - | - | 29.2 | 41.7 | 29.2 | - |
| 22011 | Social Sciences | 16 | 56.3 | 8.2 | 43.8 | 3.43 | 3.43 | 39.2 | - | - | 12.5 | 18.8 | 62.5 | 6.3 |
| 21041 | Social Work | 146 | 85.6 | 10.5 | 73.3 | 3.64 | 3.64 | 37.4 | - | - | 7.5 | 37.0 | 52.1 | 3.4 |
| 22081 | Sociology | 1 | 100.0 | 18.0 | 100.0 | 4.00 | 4.00 | 22.0 | - | - | 100.0 | - | - | - |
| Social & Behavioral Total | | 321 | 76.6 | 10.3 | 64.5 | 3.62 | 3.62 | 33.9 | - | - | 96.8 | 101.5 | 79.0 | 34.2 |
| 00000 | Undeclared | 1,359 | 43.6 | 8.7 | 69.2 | 3.60 | 3.61 | 35.3 | - | - | 12.5 | 41.9 | 41.7 | 3.8 |
| University Total | | 3,059 | 52.0 | 8.6 | 65.8 | 3.61 | 3.62 | 35.3 | - | - | 11.8 | 42.0 | 42.9 | 3.3 |

* Wgtd Grad Fulltime weights graduate level courses x 1.5

SIS+ Majors by School and Department - Spring 1997

D5.972.1

| Schl | SIS Dept | Major | Description | FTF | Fresh | Soph | Junior | Senior | PB | Grad | Total |
|-------------------------|----------|-------|------------------|----------|------------|------------|------------|------------|-----------|------------|--------------|
| BPA | ACCT | ACCT | Accounting | - | - | 1 | 1 | 6 | - | - | 8 |
| | | ACPA | Acct - CPA | - | - | - | 1 | 2 | - | - | 3 |
| | ACFN | ACCT | Accounting | - | 46 | 36 | 138 | 291 | 8 | - | 519 |
| | | BSEC | Business Econ | - | 1 | 5 | 5 | 11 | - | - | 22 |
| | | FIN | Finance | - | 9 | 12 | 50 | 118 | - | - | 189 |
| | | FINM | Finance Masters | - | - | - | - | - | - | 87 | 87 |
| | | PRAC | Prof Accounting | - | - | - | - | - | - | 13 | 13 |
| | | RLST | Real Estate | - | - | 1 | 2 | 1 | - | - | 4 |
| | ADMN | ADMM | Business Admin | - | - | - | - | - | 1 | 59 | 60 |
| | | ADMN | Administration | - | 61 | 56 | 72 | 38 | - | - | 227 |
| | | CERT | Certificate | - | - | - | - | - | 4 | - | 4 |
| | FIN | FIN | Finance | - | - | - | - | 3 | - | - | 3 |
| | INFO | CISS | Info Mgt - Comp | - | 3 | 4 | 18 | 19 | - | - | 44 |
| | | INFM | Information Mgt | - | - | - | - | - | 2 | 35 | 37 |
| | | INFO | Info Management | - | 2 | 11 | 38 | 88 | 1 | - | 140 |
| | | INMS | Info Mgt - Mgt | - | - | - | 3 | 8 | - | - | 11 |
| | MGMT | INTB | Inter-Nation Bus | - | 19 | 9 | 33 | 31 | - | - | 92 |
| | | MGHR | Mgt - HR | - | 1 | 2 | 9 | 29 | - | - | 41 |
| | | MGMT | Management | - | 12 | 17 | 48 | 68 | - | - | 145 |
| | | MGTM | General Mgt | - | - | - | - | - | - | 1 | 1 |
| | | MHRM | Mgt & HR | - | - | - | - | - | - | 25 | 25 |
| | | MNGG | General Mgt | - | 1 | - | 6 | 38 | - | - | 45 |
| | | SBMG | Small Bus Mgt | - | 2 | 2 | 5 | 22 | - | - | 31 |
| | MKTG | MKTG | Marketing | 1 | 12 | 19 | 61 | 143 | - | - | 236 |
| | | MKTM | Marketing | - | - | - | - | - | 1 | 39 | 40 |
| | MSCI | MSCI | Management Sci | - | - | - | 3 | 5 | - | - | 8 |
| | | PROM | Prod-Oper Mgt | - | - | - | - | - | - | 6 | 6 |
| | | PROP | Admn Prod-Op Mgt | - | - | - | 4 | 5 | - | - | 9 |
| | PA | PA | Public Admin | - | 1 | 8 | 9 | 26 | - | - | 44 |
| | | PADC | PA - Comp Exam | - | - | - | - | - | - | 2 | 2 |
| | | PADP | PA - Research | - | - | - | - | - | - | 1 | 1 |
| | | PAM | Public Admin | - | - | - | - | - | 2 | 106 | 108 |
| BPA School Total | | | | 1 | 170 | 183 | 506 | 952 | 19 | 374 | 2,205 |

SIS+ Majors by School and Department - Spring 1997

D5.972.2

| Schl | SIS Dept | Major | Description | FTF | Fresh | Soph | Junior | Senior | PB | Grad | Total | |
|-------------------------|----------|------------------|------------------|------------------|----------|-----------|-----------|-----------|--------------|------------|--------------|-----|
| EDU | EADM | EADC | Ed Admin - Comp | - | - | - | - | - | - | 40 | 40 | |
| | | EADM | Educ Admin | - | - | - | - | - | 9 | 88 | 97 | |
| | EBCC | EBCC | Educ Bi-CC | - | - | - | - | - | 2 | 26 | 28 | |
| | | EESL | Educ - TESL | - | - | - | - | - | 1 | 21 | 22 | |
| | ECLG | ECLG | Coun & Guidance | - | - | - | - | - | 4 | 82 | 86 | |
| | | EDCN | Educ Counseling | - | - | - | - | - | 1 | 27 | 28 | |
| | EDUC | CERT | Certificate | - | - | - | - | - | 24 | - | 24 | |
| | | CRED | Credential | - | - | - | - | - | 1,548 | - | 1,548 | |
| | | EDUC | Education | - | - | - | - | - | 2 | 6 | 8 | |
| | | UCRD | UG Credential | 1 | 3 | 7 | 6 | 3 | - | - | 20 | |
| | EELB | EELB | Elementary Educ | - | - | - | - | - | 4 | 36 | 40 | |
| | EENV | EENV | Environmental Ed | - | - | - | - | - | - | 17 | 17 | |
| | ERDG | ERDG | Educ - Reading | - | - | - | - | - | 3 | 40 | 43 | |
| | | RDGC | Reading -Comp Ex | - | - | - | - | - | - | 23 | 23 | |
| | | RDSP | Reading - SpProj | - | - | - | - | - | - | 9 | 9 | |
| | | EREH | EREH | Rehab Counseling | - | - | - | - | - | - | 27 | 27 |
| | EREH | ERHC | Rehab Coun -Comp | - | - | - | - | - | - | 11 | 11 | |
| | | ERHP | Rehab Coun -Proj | - | - | - | - | - | - | 5 | 5 | |
| | | ESEC | EMDL | Educ-Middle Sch | - | - | - | - | - | 39 | 5 | 44 |
| | ESEC | ESEC | Secondary Educ | - | - | - | - | - | - | 1 | 19 | 20 |
| | | SENG | Sec Ed - English | - | - | - | - | - | - | - | 1 | 1 |
| | | SEPE | Sec Ed - PE | - | - | - | - | - | - | - | 5 | 5 |
| | | SESP | Sec Educ - Span | - | - | - | - | - | - | - | 3 | 3 |
| | | ESPE | ESPE | Special Educ | - | - | - | - | - | 12 | 123 | 135 |
| | ETEC | EETC | Instruct Tech | - | - | - | - | - | - | 27 | 27 | |
| | EVOC | EBVE | Vocational Educ | - | 3 | 5 | 11 | 16 | - | - | - | 35 |
| | | EVOC | Vocational Educ | 1 | 2 | 1 | 1 | 3 | - | - | - | 8 |
| EVOM | | Voc Educ Masters | - | - | - | - | - | 1 | 18 | 19 | | |
| EDU School Total | | | | 2 | 8 | 13 | 18 | 22 | 1,651 | 659 | 2,373 | |

SIS+ Majors by School and Department - Spring 1997

D5.972.3

| Schl | SIS Dept | Major | Description | FTF | Fresh | Soph | Junior | Senior | PB | Grad | Total |
|-------------------------|----------|------------------|-------------------|----------|------------|------------|------------|--------------|-----------|-----------|--------------|
| HUM | AMST | AMLS | Am Stud-II Cred | - | - | 1 | 5 | 3 | - | - | 9 |
| | | AMST | American Studies | - | - | - | - | 1 | - | - | 1 |
| | ART | ART | Art | 1 | 12 | 5 | 10 | 8 | 4 | - | 40 |
| | | ARTG | Art -Grph Design | - | 5 | 9 | 24 | 42 | - | - | 80 |
| | | ARTH | Art - History | - | - | 1 | 4 | 3 | 1 | - | 9 |
| | | ARTS | Art - Studio Art | - | - | 4 | 6 | 28 | 1 | - | 39 |
| | | ARTT | Art - Teaching | - | - | - | 3 | 7 | - | - | 10 |
| | COMM | CHUM | Human Comm | - | 4 | 6 | 19 | 32 | - | - | 61 |
| | | CMAS | Mass Comm | 2 | 8 | 21 | 54 | 64 | - | - | 149 |
| | | CMMP | Media Production | - | - | - | - | 5 | - | - | 5 |
| | | CMPW | Prof Write-PR | - | - | - | - | 3 | - | - | 3 |
| | | COMM | Communication | - | 18 | 15 | 30 | 16 | 1 | - | 80 |
| | ENG | CPAR | Public Argument | - | - | 3 | 2 | 7 | - | - | 12 |
| | | ENCW | Creative Writing | - | 4 | 4 | 22 | 24 | - | - | 54 |
| | | ENG | English | - | 21 | 13 | 26 | 16 | - | - | 76 |
| | | ENGC | English Comp | - | - | - | - | - | 1 | 59 | 60 |
| | | ENLT | English Lit | - | 5 | 6 | 38 | 97 | - | - | 146 |
| | FLAN | ENSL | Engl Comp - TESL | - | - | - | - | - | 1 | 11 | 12 |
| | | SPAN | Spanish | - | 5 | 2 | 13 | 1 | 1 | - | 22 |
| | | SPBS | Spanish - Bus | - | - | - | - | 1 | 1 | - | 2 |
| | | SPLG | Spanish - Lang | - | - | 4 | 4 | 19 | 1 | - | 28 |
| | FREN | SPLT | Spanish - Literat | - | - | 2 | 3 | 13 | 1 | - | 19 |
| | | FRBS | French Business | - | - | - | - | 1 | - | - | 1 |
| | | FREN | French | - | - | 3 | 3 | 6 | - | - | 12 |
| | | FRLG | French Language | - | - | - | - | 1 | - | - | 1 |
| | HUM | FRLT | French Lit & Civ | - | - | 1 | 1 | - | - | - | 2 |
| | | CERT | Certificate | - | - | - | - | - | 1 | - | 1 |
| | LBST | LBST | Lib Studies | - | 108 | 89 | 373 | 535 | - | - | 1,105 |
| | | LSBL | Lib St -BiCC Cr | - | 13 | 28 | 94 | 134 | - | - | 269 |
| | | LSNC | Lib St - Noncred | - | - | - | 6 | 17 | - | - | 23 |
| | MUS | MCOM | Music III Comm | - | - | - | - | 1 | - | - | 1 |
| | | MGEN | Music - General | - | - | 1 | 1 | 3 | 1 | - | 6 |
| | | MSPL | Music-Spec Educ | - | 3 | - | - | 2 | - | - | 5 |
| | | MUED | Music II -Educ | - | 1 | - | 5 | 12 | - | - | 18 |
| | | MUS | Music | - | 2 | 2 | 3 | 7 | - | - | 14 |
| | PHIL | PHIL | Philosophy | - | - | 2 | 10 | 5 | 1 | - | 18 |
| | TA | TA | Theatre Arts | 1 | 7 | 4 | - | 2 | - | - | 14 |
| | | TACT | TA - Acting | - | 1 | - | 2 | 12 | - | - | 15 |
| | | TDAN | TA - Dance | - | - | - | 1 | - | - | - | 1 |
| | | TDED | TA - Drama Educ | - | 1 | 1 | - | - | - | - | 2 |
| TDES | | TA - Design-Tech | - | 1 | 1 | 6 | 4 | - | - | | |
| TDLT | | TA - Drama Lit | - | - | 1 | - | 1 | - | - | 2 | |
| HUM School Total | | | | 4 | 219 | 229 | 768 | 1,133 | 16 | 70 | 2,439 |

SIS+ Majors by School and Department - Spring 1997

D5.972.4

| Schl | SIS Dept | Major | Description | FTF | Fresh | Soph | Junior | Senior | PB | Grad | Total | |
|------------------------|------------|---------------|------------------|------------------|------------|------------|------------|------------|-----------|-----------|--------------|---|
| NS | BIOL | BIOL | Biology | 1 | 58 | 52 | 81 | 158 | 4 | - | 354 | |
| | | BIOM | Biology Masters | - | - | - | - | - | 2 | 15 | 17 | |
| | CHEM | CACS | Chemistry - ACS | - | 3 | - | 2 | 7 | - | - | 12 | |
| | | CBIO | Chem - Biochem | - | 2 | 6 | 8 | 29 | 4 | - | 49 | |
| | | CHEM | Chemistry | - | 10 | 7 | 9 | 30 | - | - | 56 | |
| | CSCI | CSCI | Computer Science | - | 42 | 36 | 33 | 85 | 2 | - | 198 | |
| | | CSCM | Computer Sci-MS | - | - | - | - | - | 1 | 23 | 24 | |
| | GEOL | GEOL | Geology | - | - | 2 | 6 | 14 | - | - | 22 | |
| | HSCI | FNTR | Foods & Nutrit | - | 2 | 3 | 14 | 52 | 1 | - | 72 | |
| | | HSAD | Hlth Svcs Admn | - | - | - | - | - | 2 | 37 | 39 | |
| | | HSCH | HS - Comm Hlth | - | - | 2 | 5 | 22 | - | - | 29 | |
| | | HSCI | Health Science | - | 4 | 6 | 13 | 6 | 2 | - | 31 | |
| | | HSEH | HS - Environment | - | - | 2 | 8 | 20 | - | - | 30 | |
| | | HSHA | HS -Health Admin | - | 8 | 5 | 18 | 65 | - | - | 96 | |
| | | HSSH | HS - School Hlth | - | 1 | 1 | 3 | 11 | - | - | 16 | |
| | | ITEC | INMG | Ind Tech -Indust | - | - | - | - | 1 | - | - | 1 |
| | | | ITEC | Industrial Tech | - | - | - | - | 1 | - | - | 1 |
| | KINE | KINE | Kinesiology | - | - | - | - | 2 | - | - | 2 | |
| | MATH | MACC | Math- Teach - CC | - | - | - | - | - | - | - | 1 | 1 |
| | | MATH | Mathematics | - | 13 | 13 | 42 | 73 | 2 | - | 143 | |
| | | MTHM | Math Masters | - | - | - | - | - | - | 22 | 22 | |
| | NSCI | CERT | Certificate | - | - | - | - | - | 1 | - | 1 | |
| | NSUN | PDEN | Predentistry | - | 1 | 1 | 1 | 1 | - | - | 4 | |
| | | PENG | Preengineering | - | 8 | 5 | 2 | - | - | - | 15 | |
| | | PHRM | Prepharmacy | - | 1 | - | 1 | 1 | 1 | - | 4 | |
| | | PMED | Premedicine | - | 12 | 3 | - | - | 1 | - | 16 | |
| | | PVET | Prevet Medicine | - | - | - | 1 | - | - | - | 1 | |
| | | NURS | NLVN | Nursing - LVN | - | - | - | - | 1 | - | - | 1 |
| | NRRN | | Nursing - RN | - | - | - | - | 4 | - | - | | |
| | NRSG | | Nursing - 4-year | - | - | - | 21 | 130 | 8 | - | | |
| NURS | Nursing | | - | 9 | 25 | 16 | 12 | - | - | 62 | | |
| PRNR | PreNursing | | 1 | 60 | 29 | 46 | 18 | 4 | - | 158 | | |
| PE | PE | Physical Educ | 1 | 11 | 12 | 61 | 87 | - | - | 172 | | |
| PHYS | PHYS | Physics | - | 1 | 4 | 5 | 16 | - | - | 26 | | |
| NS School Total | | | | 3 | 246 | 214 | 396 | 846 | 35 | 98 | 1,838 | |

SIS+ Majors by School and Department - Spring 1997

D5.972.5

| Schl | SIS Dept | Major | Description | FTF | Fresh | Soph | Junior | Senior | PB | Grad | Total |
|-------------------------|----------|------------------|---------------------|---------------|------------|------------|------------|--------------|-----------|------------|--------------|
| SBS | ANTH | ANMS | Anthro- Museum | - | - | - | 1 | 3 | - | - | 4 |
| | | ANTG | Anthropology -A | - | 1 | - | 11 | 20 | - | - | 32 |
| | | ANTH | Anthropology | - | 3 | - | 2 | 4 | - | - | 9 |
| | CJUS | CJPS | Crim Just-ParaLegal | - | - | 4 | 11 | 20 | - | - | 35 |
| | | CJUM | Criminal Justice-MS | - | - | - | - | - | - | 22 | 22 |
| | | CJUS | Criminal Justice | 1 | 55 | 48 | 80 | 100 | 1 | - | 285 |
| | ECON | CRJC | Crim Just -II NT | - | - | - | - | - | - | 1 | 1 |
| | | ECON | Economics | - | - | 5 | 16 | 20 | - | - | 41 |
| | ENVS | ECSS | Econ - SocSci Cr | - | - | - | 3 | 2 | - | - | 5 |
| | | ENVA | Environ St - A | - | 1 | 1 | 10 | 28 | - | - | 40 |
| | ENVS | ENVB | Environ St - B | - | - | 2 | 4 | 12 | - | - | 18 |
| | | ENVS | Environ Studies | - | 4 | 4 | 3 | 2 | - | - | 13 |
| | | GEOG | GEGA | Geography - A | - | - | - | 1 | 6 | - | - |
| | GEOG | GEGB | Geography - B | - | - | - | 1 | 11 | - | - | 12 |
| | | GEOG | Geography | - | - | - | 5 | 4 | - | - | 9 |
| | HD | CHLD | Child Development | - | - | - | - | 1 | - | - | 1 |
| | | HD | Human Developmnt | - | - | - | 4 | 1 | - | - | 5 |
| | | HDCD | Human Dev -Child | - | 5 | 5 | 35 | 52 | - | - | 97 |
| | | HDGN | Human Dev -Genrl | - | 1 | 1 | 3 | 10 | - | - | 15 |
| | HIST | HDGR | Human Dev -Geron | - | - | - | 1 | 1 | - | - | 2 |
| | | HIST | History | - | 13 | 9 | 14 | 7 | 1 | - | 44 |
| | | HSSS | Hist - Soc Sci Cr | - | 1 | 6 | 32 | 41 | - | - | 80 |
| | | HSTG | History - B | - | 1 | 2 | 5 | 16 | 1 | - | 25 |
| | HIST | HSTT | History - A SS | - | - | - | 1 | 18 | - | - | 19 |
| | | HSRV | Human Services | - | 2 | 1 | 16 | 23 | - | - | 42 |
| | NTSS | NTSS | National Sec St | - | - | - | - | - | - | 32 | 32 |
| | PSCI | PLAW | Prelaw Minor | - | - | 1 | - | - | - | - | 1 |
| | | PSCG | Polit Sci - Gen | - | 6 | 4 | 13 | 49 | - | - | 72 |
| | | PSCI | Political Sci | 1 | 11 | 15 | 15 | 13 | - | - | 55 |
| | | PSSS | Polit Sci - SS | - | - | - | - | 4 | - | - | 4 |
| | PSYC | PCCC | Psych Clinic -Ex | - | - | - | - | - | - | 7 | 7 |
| | | PCCT | Psych Clinic -Th | - | - | - | - | - | - | 16 | 16 |
| | | PEXP | Psych - Exper | - | - | - | - | - | - | 18 | 18 |
| | | PPSY | PrePsychology | 1 | 61 | 13 | 73 | 27 | 2 | - | 177 |
| | | PSIO | Psych -Ind-Org | - | - | - | - | - | - | 28 | 28 |
| | SOC | PSLS | Psych - Develop | - | - | - | - | - | - | 20 | 20 |
| | | PSYC | Psychology | - | 9 | 51 | 130 | 328 | 4 | - | 522 |
| | | SOC | Sociology | - | 7 | 13 | 35 | 25 | - | - | 80 |
| | | SOCG | Sociology -Genrl | - | 1 | 5 | 10 | 35 | - | - | 51 |
| | | SW | Sociology -SW | - | 7 | 14 | 65 | 81 | 1 | - | 168 |
| | SSCI | CERT | Certificate | - | 3 | 2 | 1 | 1 | 4 | - | 11 |
| | | SSCI | Social Sciences | - | - | 5 | 5 | 7 | - | - | 17 |
| | | SSCM | Social Sci Masters | - | - | - | - | - | - | 15 | 15 |
| | | SSIP | Soc Sci - B Ind | - | 1 | 3 | 16 | 55 | - | - | 75 |
| | SSUN | SSSS | Soc Sci - A SS | - | - | - | 2 | 16 | - | - | 18 |
| PRLA | | Prelaw | - | 5 | 2 | 2 | - | - | - | 9 | |
| SW | SWCY | Soc Work -Family | - | - | - | - | - | - | 35 | 35 | |
| | SWM | Social Work | - | - | - | - | - | 1 | 81 | 82 | |
| | SWMH | Soc Work -Mental | - | - | - | - | - | - | 20 | 20 | |
| SBS School Total | | | | 3 | 198 | 216 | 626 | 1,043 | 15 | 295 | 2,396 |

SIS+ Majors by School and Department - Spring 1997

D5.972.6

| Schl | SIS Dept | Major | Description | FTF | Fresh | Soph | Junior | Senior | PB | Grad | Total |
|-------------------------------|----------|-------|---------------------|-----|-------|------|--------|--------|-------|-------|--------|
| UNV | SINT | INTD | Interdisc Stud | - | - | - | - | - | 1 | 29 | 30 |
| | | INTG | Integrative Studies | - | - | - | - | - | 1 | 3 | 4 |
| | | SINT | Special Major | - | - | - | 2 | 12 | - | - | 14 |
| | UDCL | UDCL | Undeclared | 13 | 238 | 132 | 75 | 26 | 82 | - | 566 |
| | UNVW | CERT | Certificate | - | 1 | - | - | - | 2 | - | 3 |
| UNV School Total | | | | 13 | 239 | 132 | 77 | 38 | 86 | 32 | 617 |
| University Grand Total | | | | 26 | 1,080 | 987 | 2,391 | 4,034 | 1,822 | 1,528 | 11,868 |

SIS+ Majors by School and Department - Winter 1997

D5.971.1

| Schl | SIS Dept | Major | Description | FTF | Fresh | Soph | Junior | Senior | PB | Grad | Total | |
|------|-------------------------|-------|------------------|-----|-------|------|--------|--------|-----|------|-------|-------|
| BPA | ACCT | ACCT | Accounting | - | 2 | 2 | 5 | 14 | 1 | - | 24 | |
| | | ACPA | Acct - CPA | - | - | - | 1 | 2 | - | - | 3 | |
| | ACFN | ACCT | Accounting | - | 54 | 39 | 161 | 276 | 6 | - | 536 | |
| | | BSEC | Business Econ | - | 1 | 5 | 10 | 11 | - | - | 27 | |
| | | FIN | Finance | 2 | 8 | 18 | 54 | 105 | - | - | 187 | |
| | | FINM | Finance Masters | - | - | - | - | - | - | 97 | 97 | |
| | | PRAC | Prof Accounting | - | - | - | - | - | - | 16 | 16 | |
| | | RLST | Real Estate | - | 1 | - | 1 | 1 | - | - | 3 | |
| | ADMN | ADMM | Business Admin | - | - | - | - | - | - | 1 | 74 | 75 |
| | | ADMN | Administration | 5 | 81 | 62 | 83 | 37 | - | - | 268 | |
| | | CERT | Certificate | - | - | - | - | - | 7 | - | 7 | |
| | FIN | FIN | Finance | - | - | - | - | 3 | - | - | 3 | |
| | | FINM | Finance Masters | - | - | - | - | - | - | 1 | 1 | |
| | INFO | CISS | Info Mgt - Comp | - | 3 | 6 | 15 | 22 | - | - | 46 | |
| | | INFM | Information Mgt | - | - | - | - | - | 1 | 34 | 35 | |
| | | INFO | Info Management | 1 | 4 | 11 | 48 | 80 | 1 | - | 145 | |
| | | INMS | Info Mgt - Mgt | - | - | - | 2 | 8 | - | - | 10 | |
| | MGMT | INTB | Inter-Nation Bus | 3 | 19 | 9 | 29 | 35 | - | - | 95 | |
| | | MGHR | Mgt - HR | - | - | 2 | 12 | 28 | - | - | 42 | |
| | | MGMT | Management | 1 | 14 | 16 | 49 | 61 | - | - | 141 | |
| | | MGTM | General Mgt | - | - | - | - | - | - | 1 | 1 | |
| | | MHRM | Mgt & HR | - | - | - | - | - | - | 26 | 26 | |
| | | MNGG | General Mgt | - | 1 | 1 | 4 | 35 | - | - | 41 | |
| | | SBMG | Small Bus Mgt | - | 2 | 2 | 7 | 28 | - | - | 39 | |
| | MKTG | MKTG | Marketing | - | 22 | 18 | 72 | 129 | - | - | 241 | |
| | | MKTM | Marketing | - | - | - | - | - | - | 36 | 36 | |
| | MSCI | MSCI | Management Sci | - | - | - | 2 | 8 | - | - | 10 | |
| | | PROM | Prod-Oper Mgt | - | - | - | - | - | - | 7 | 7 | |
| | | PROP | Admn Prod-Op Mgt | - | - | 1 | 2 | 5 | - | - | 8 | |
| | PA | PA | Public Admin | - | 3 | 6 | 9 | 24 | - | - | 42 | |
| | | PADC | PA - Comp Exam | - | - | - | - | - | - | 4 | 4 | |
| | | PAM | Public Admin | - | - | - | - | - | 5 | 94 | 99 | |
| | BPA School Total | | | | 12 | 215 | 198 | 566 | 912 | 22 | 390 | 2,315 |

SIS+ Majors by School and Department - Winter 1997

D5.971.2

| Schl | SIS Dept | Major | Description | FTF | Fresh | Soph | Junior | Senior | PB | Grad | Total | |
|------|-------------------------|-------|------------------|------------------|----------|-----------|-----------|-----------|-----------|--------------|------------|--------------|
| EDU | EADM | EADC | Ed Admin - Comp | - | - | - | - | - | - | 27 | 27 | |
| | | EADM | Educ Admin | - | - | - | - | - | 8 | 96 | 104 | |
| | EBCC | EBCC | Educ Bi-CC | - | - | - | - | - | 3 | 25 | 28 | |
| | | EESL | Educ - TESL | - | - | - | - | - | 1 | 17 | 18 | |
| | ECLG | ECLG | Coun & Guidance | - | - | - | - | - | 1 | 69 | 70 | |
| | | EDCN | Educ Counseling | - | - | - | - | - | - | 26 | 26 | |
| | EDUC | CERT | Certificate | - | - | - | - | - | 16 | - | 16 | |
| | | CRED | Credential | - | - | - | - | - | 1,418 | - | 1,418 | |
| | | EDUC | Education | - | - | - | - | - | 2 | 5 | 7 | |
| | | UCRD | UG Credential | 1 | 9 | 7 | 2 | 2 | - | - | 21 | |
| | EELB | EELB | Elementary Educ | - | - | - | - | - | 4 | 36 | 40 | |
| | EENV | EENV | Environmental Ed | - | - | - | - | - | - | 19 | 19 | |
| | ERDG | ERDG | Educ - Reading | - | - | - | - | - | 2 | 34 | 36 | |
| | | RDGC | Reading -Comp Ex | - | - | - | - | - | - | 19 | 19 | |
| | | RDSP | Reading - SpProj | - | - | - | - | - | - | 8 | 8 | |
| | | EREH | EREH | Rehab Counseling | - | - | - | - | - | - | 35 | 35 |
| | ERHC | ERHC | Rehab Coun -Comp | - | - | - | - | - | - | 10 | 10 | |
| | | ERHP | Rehab Coun -Proj | - | - | - | - | - | - | 5 | 5 | |
| | | ESEC | EMDL | Educ-Middle Sch | - | - | - | - | - | 37 | 4 | 41 |
| | ESEC | ESEC | Secondary Educ | - | - | - | - | - | - | 1 | 19 | 20 |
| | | SENG | Sec Ed - English | - | - | - | - | - | - | - | 1 | 1 |
| | | SEPE | Sec Ed - PE | - | - | - | - | - | - | - | 5 | 5 |
| | | SESP | Sec Educ - Span | - | - | - | - | - | - | - | 1 | 1 |
| | | SHST | Sec Ed - History | - | - | - | - | - | - | - | 1 | 1 |
| | | ESPE | ESPE | Special Educ | - | - | - | - | - | 13 | 117 | 130 |
| | | EETC | EETC | Instruct Tech | - | - | - | - | - | - | 34 | 34 |
| | EVOC | EBVE | Vocational Educ | - | 1 | 4 | 8 | 10 | - | - | 23 | |
| | | EVOC | Vocational Educ | - | 1 | - | 2 | 2 | - | - | 5 | |
| | | EVOM | Voc Educ Masters | - | - | - | - | - | 1 | 21 | 22 | |
| | EDU School Total | | | | 1 | 11 | 11 | 12 | 14 | 1,507 | 634 | 2,190 |

SIS+ Majors by School and Department - Winter 1997

D5.971.3

| Schl | SIS Dept | Major | Description | FTF | Fresh | Soph | Junior | Senior | PB | Grad | Total | |
|-------------------------|----------|-------|------------------|-------------------|------------|------------|------------|--------------|-----------|-----------|--------------|-------|
| HUM | AMST | AMLS | Am Stud-II Cred | - | - | 3 | 4 | 4 | - | - | 11 | |
| | ART | ART | Art | - | 15 | 4 | 11 | 7 | 3 | - | 40 | |
| | | ARTG | Art -Grph Design | - | 7 | 10 | 24 | 33 | 1 | - | 75 | |
| | | ARTH | Art - History | - | - | 1 | 6 | 2 | - | - | 9 | |
| | | ARTS | Art - Studio Art | - | - | 3 | 9 | 25 | 1 | - | 38 | |
| | | ARTT | Art - Teaching | - | - | - | 3 | 10 | - | - | 13 | |
| | | COMM | CHUM | Human Comm | - | 4 | 2 | 19 | 27 | - | - | 52 |
| | | | CMAS | Mass Comm | - | 9 | 25 | 49 | 58 | - | - | 141 |
| | | | CMMP | Media Production | - | - | - | - | 4 | - | - | 4 |
| | | | CMOC | Organizatnl Comm | - | - | - | - | 1 | - | - | 1 |
| | | | CMPW | Prof Write-PR | - | - | - | - | 3 | - | - | 3 |
| | | | COMM | Communication | 1 | 23 | 25 | 31 | 16 | 1 | - | 97 |
| | | | CPAR | Public Argument | - | 1 | - | 5 | 3 | - | - | 9 |
| | | ENG | ENCW | Creative Writing | - | 5 | 4 | 24 | 20 | - | - | 53 |
| | | | ENG | English | - | 28 | 17 | 33 | 26 | - | - | 104 |
| | | | ENGC | English Comp | - | - | - | - | - | 1 | 60 | 61 |
| | | | ENLT | English Lit | 1 | 5 | 11 | 32 | 85 | - | - | 134 |
| | | | ENSL | Engl Comp - TESL | - | - | - | - | - | - | 8 | 8 |
| | | FLAN | SPAN | Spanish | 2 | 3 | 2 | 14 | 4 | 1 | - | 26 |
| | | | SPBS | Spanish - Bus | - | - | - | - | 1 | 1 | - | 2 |
| | | | SPLG | Spanish - Lang | - | 1 | 2 | 3 | 15 | - | - | 21 |
| | | | SPLT | Spanish - Literat | - | - | 2 | 3 | 12 | 1 | - | 18 |
| | | FREN | FREN | French | - | 1 | 2 | 4 | 7 | - | - | 14 |
| | | | FRLG | French Language | - | - | - | 1 | - | - | - | 1 |
| | | HUM | CERT | Certificate | - | - | - | - | - | 1 | - | 1 |
| | | | HUM | Humanities | - | - | 1 | - | - | - | - | 1 |
| | | LBST | LBST | Lib Studies | 2 | 119 | 118 | 374 | 490 | - | - | 1,103 |
| | | | LSBL | Lib St -BiCC Cr | 1 | 11 | 36 | 103 | 114 | - | - | 265 |
| | | | LSNC | Lib St - Noncred | - | - | 1 | 4 | 13 | - | - | 18 |
| | | MUS | MCOM | Music III Comm | - | - | - | - | 1 | - | - | 1 |
| | | | MGEN | Music - General | - | - | 1 | 1 | 3 | 1 | - | 6 |
| | | | MSPL | Music-Spec Educ | - | 2 | - | 2 | 1 | - | - | 5 |
| | | MUED | Music II -Educ | - | - | - | 4 | 11 | - | - | 15 | |
| | | MUS | Music | - | 3 | 4 | 4 | 6 | - | - | 17 | |
| | PHIL | PHIL | Philosophy | - | - | 4 | 10 | 3 | 1 | - | 18 | |
| | TA | TA | Theatre Arts | - | 8 | 2 | 2 | 2 | - | - | 14 | |
| | | TACT | TA - Acting | - | 1 | - | 3 | 10 | - | - | 14 | |
| | | TDAN | TA - Dance | - | - | - | 1 | - | - | - | 1 | |
| | | TDED | TA - Drama Educ | - | 1 | 1 | 1 | - | - | - | 3 | |
| | | TDES | TA - Design-Tech | - | - | 1 | 4 | 5 | - | - | 10 | |
| | | TDLT | TA - Drama Lit | - | - | 1 | - | 1 | - | - | 2 | |
| HUM School Total | | | | 7 | 247 | 283 | 788 | 1,023 | 13 | 68 | 2,429 | |

SIS+ Majors by School and Department - Winter 1997

D5.971.4

| Schl | SIS Dept | Major | Description | FTF | Fresh | Soph | Junior | Senior | PB | Grad | Total | |
|------------------------|----------|-------|------------------|------------------|------------|------------|------------|------------|-----------|------------|--------------|----|
| NS | BIOL | BIOL | Biology | 1 | 71 | 67 | 88 | 152 | 4 | - | 383 | |
| | | BIOM | Biology Masters | - | - | - | - | - | 2 | 17 | 19 | |
| | CHEM | CACS | Chemistry - ACS | - | 2 | - | 2 | 10 | - | - | 14 | |
| | | CBIO | Chem - Biochem | - | 2 | 6 | 11 | 22 | 4 | - | 45 | |
| | | CHEM | Chemistry | - | 16 | 3 | 17 | 23 | - | - | 59 | |
| | CSCI | CSCI | Computer Science | 3 | 48 | 36 | 45 | 77 | 1 | - | 210 | |
| | | CSCM | Computer Sci-MS | - | - | - | - | - | 2 | 23 | 25 | |
| | GEOL | GEOL | Geology | - | - | 2 | 5 | 13 | - | - | 20 | |
| | HSCI | FNTR | FNTR | Foods & Nutrit | - | 2 | 5 | 16 | 41 | 1 | - | 65 |
| | | | HSAD | Hlth Svcs Admn | - | - | - | - | - | 1 | 42 | 43 |
| | | HSCH | HS - Comm Hlth | - | - | 4 | 5 | 24 | - | - | 33 | |
| | | HSCI | Health Science | - | 6 | 4 | 15 | 4 | 2 | - | 31 | |
| | | HSEH | HS - Environment | - | - | 3 | 5 | 18 | - | - | 26 | |
| | | HSOA | HS -Health Admin | - | 7 | 4 | 26 | 55 | - | - | 92 | |
| | | HSSH | HS - School Hlth | - | - | - | 7 | 9 | - | - | 16 | |
| | | ITEC | INAR | Ind Tech - Ed | - | - | - | 1 | - | - | - | 1 |
| | | | INMG | Ind Tech -Indust | - | - | - | - | 1 | - | - | 1 |
| | | | ITEC | Industrial Tech | - | - | - | 1 | 1 | - | - | 2 |
| | MATH | MATH | Mathematics | - | 16 | 21 | 45 | 65 | 2 | - | 149 | |
| | | MTHM | Math Masters | - | - | - | - | - | - | 22 | 22 | |
| | NSCI | CERT | Certificate | - | - | - | - | - | - | 1 | - | 1 |
| | | MATS | Math/Sci Teach | - | - | - | - | - | - | - | 1 | 1 |
| | NSUN | PDEN | Predentistry | - | 2 | - | 1 | - | - | - | - | 3 |
| | | PENG | Preengineering | - | 10 | 4 | 2 | - | - | - | - | 16 |
| | | PHRM | Prepharmacy | - | 2 | 3 | 1 | - | 1 | - | 7 | |
| | | PMED | Premedicine | - | 16 | 1 | - | - | 3 | - | 20 | |
| | NURS | NRRN | Nursing - RN | - | - | - | 2 | 2 | - | - | 4 | |
| | | NRSG | Nursing - 4-year | - | - | - | 27 | 123 | 7 | - | 157 | |
| | | NURS | Nursing | - | 18 | 27 | 15 | 12 | - | - | 72 | |
| | | PRNR | PreNursing | - | 68 | 33 | 43 | 19 | 1 | - | 164 | |
| | PE | PE | Physical Educ | - | 15 | 16 | 61 | 80 | - | - | 172 | |
| | PHYS | PHYS | Physics | 1 | 2 | 4 | 6 | 15 | - | - | 28 | |
| NS School Total | | | | 5 | 303 | 243 | 447 | 766 | 32 | 105 | 1,901 | |

SIS+ Majors by School and Department - Winter 1997

D5.971.5

| Schl | SIS Dept | Major | Description | FTF | Fresh | Soph | Junior | Senior | PB | Grad | Total | |
|-------------------------|------------------|-------|---------------------|------------------|------------|------------|------------|------------|-----------|------------|--------------|----|
| SBS | ANTH | ANMS | Anthro- Museum | - | - | - | 1 | 3 | - | - | 4 | |
| | | ANTG | Anthropology -A | - | 1 | - | 10 | 17 | - | - | 28 | |
| | | ANTH | Anthropology | - | 3 | - | 6 | 4 | - | - | 13 | |
| | CJUS | CJPS | Crim Just-ParaLegal | - | 1 | 4 | 10 | 16 | - | - | 31 | |
| | | CJUM | Criminal Justice-MS | - | - | - | - | - | - | 20 | 20 | |
| | | CJUS | Criminal Justice | - | 73 | 39 | 88 | 95 | 1 | - | 296 | |
| | | CRJC | Crim Just -II NT | - | - | - | - | - | - | 1 | 1 | |
| | ECON | ECON | Economics | 1 | - | 6 | 15 | 20 | - | - | 42 | |
| | | ECSS | Econ - SocSci Cr | - | - | 1 | 3 | 1 | - | - | 5 | |
| | ENVS | ENVA | Environ St - A | - | - | 4 | 10 | 24 | - | - | 38 | |
| | | ENVB | Environ St - B | - | 1 | 1 | 5 | 12 | - | - | 19 | |
| | | ENVS | Environ Studies | - | 6 | 3 | 5 | 4 | - | - | 18 | |
| | GEOG | GEGA | Geography - A | - | - | - | - | 5 | - | - | 5 | |
| | | GEGB | Geography - B | - | - | - | 3 | 7 | - | - | 10 | |
| | | GEOG | Geography | - | - | 1 | 5 | 4 | - | - | 10 | |
| | HD | CHLD | Child Development | - | - | - | - | 1 | - | - | 1 | |
| | | HD | Human Developmnt | - | - | - | 5 | 2 | - | - | 7 | |
| | | HDCD | Human Dev -Child | 2 | 3 | 6 | 39 | 44 | - | - | 94 | |
| | | HDGN | Human Dev -Genrl | - | 1 | 1 | 3 | 9 | - | - | 14 | |
| | | HDGR | Human Dev -Geron | - | - | - | 2 | - | - | - | 2 | |
| | HIST | HIST | History | - | 16 | 11 | 15 | 9 | - | - | 51 | |
| | | HSSS | Hist - Soc Sci Cr | - | 1 | 7 | 34 | 31 | - | - | 73 | |
| | | HSTG | History - B | - | - | - | 6 | 17 | 1 | - | 24 | |
| | | HSTT | History - A SS | - | - | 1 | 2 | 17 | - | - | 20 | |
| | HSRV | HSRV | Human Services | - | 1 | 3 | 15 | 17 | - | - | 36 | |
| | NTSS | NTSS | National Sec St | - | - | - | - | - | - | 33 | 33 | |
| | PSCI | PLAW | Prelaw Minor | - | 1 | - | - | - | - | - | 1 | |
| | | PSCG | Polit Sci - Gen | - | 6 | 3 | 13 | 44 | - | - | 66 | |
| | | PSCI | Political Sci | - | 18 | 16 | 16 | 15 | - | - | 65 | |
| | | PSSS | Polit Sci - SS | - | - | - | - | 4 | - | - | 4 | |
| | | PSYC | PCCC | Psych Clinic -Ex | - | - | - | - | - | - | 5 | 5 |
| | PSYC | PCCT | Psych Clinic -Th | - | - | - | - | - | - | - | 19 | 19 |
| | | PEXP | Psych - Exper | - | - | - | - | - | - | - | 24 | 24 |
| | | PPSY | PrePsychology | 3 | 59 | 29 | 85 | 25 | 2 | - | 203 | |
| | | PSIO | Psych -Ind-Org | - | - | - | - | - | - | - | 25 | 25 |
| | | PSLS | Psych - Develop | - | - | - | - | - | - | - | 23 | 23 |
| | | PSYC | Psychology | - | 22 | 53 | 138 | 289 | 4 | - | 506 | |
| | | SOC | SOC | Sociology | - | 9 | 15 | 37 | 27 | - | - | 88 |
| | | SOCG | Sociology -Genrl | - | 1 | 11 | 7 | 25 | - | - | 44 | |
| | SSCI | SW | Sociology -SW | - | 9 | 16 | 66 | 77 | 1 | - | 169 | |
| | | CERT | Certificate | - | 3 | 2 | 1 | 1 | 6 | - | 13 | |
| | | SSCI | Social Sciences | - | - | 6 | 8 | 8 | - | - | 22 | |
| | SSCI | SSCM | Social Sci Masters | - | - | - | - | - | - | 1 | 18 | 19 |
| | | SSIP | Soc Sci - B Ind | - | 2 | 6 | 19 | 47 | - | - | 74 | |
| | | SSSS | Soc Sci - A SS | - | - | - | 3 | 21 | - | - | 24 | |
| | | SSUN | Prelaw | 1 | 6 | 1 | 2 | - | - | - | 10 | |
| | | SW | SWCY | Soc Work -Family | - | - | - | - | - | - | - | 33 |
| SWM | Social Work | | - | - | - | - | - | - | - | 80 | 80 | |
| SWMH | Soc Work -Mental | | - | - | - | - | - | - | - | 19 | 19 | |
| SBS School Total | | | | 7 | 243 | 246 | 677 | 942 | 16 | 300 | 2,431 | |

SIS+ Majors by School and Department - Winter 1997

D5.971.6

| Schl | SIS Dept | Major | Description | FTF | Fresh | Soph | Junior | Senior | PB | Grad | Total |
|-------------------------------|----------|-------|---------------------|-----|-------|-------|--------|--------|-------|-------|--------|
| UNV | SINT | INTD | Interdisc Stud | - | - | - | - | - | 1 | 34 | 35 |
| | | INTG | Integrative Studies | - | - | - | - | - | 1 | 2 | 3 |
| | | SINT | Special Major | - | - | 1 | 3 | 12 | - | - | 16 |
| | UDCL | UDCL | Undeclared | 43 | 287 | 125 | 87 | 26 | 78 | - | 646 |
| | UNVW | CERT | Certificate | - | 1 | 1 | - | - | 3 | - | 5 |
| UNV School Total | | | | 43 | 288 | 127 | 90 | 38 | 83 | 36 | 705 |
| University Grand Total | | | | 75 | 1,307 | 1,108 | 2,580 | 3,695 | 1,673 | 1,533 | 11,971 |

SIS+ Majors by School and Department - Fall 1996

D5.964.1

| Schl | SIS Dept | Major | Description | FTF | Fresh | Soph | Junior | Senior | PB | Grad | Total | |
|-------------------------|----------|---------------|------------------|------------------|-------|------|--------|--------|-----|------|-------|-----|
| BPA | ACCT | ACCT | Accounting | - | 19 | 29 | 88 | 233 | 3 | - | 372 | |
| | | ACPA | Acct - CPA | - | - | - | 1 | 3 | - | - | 4 | |
| | | BSEC | Business Econ | - | - | 2 | 5 | 6 | - | - | 13 | |
| | | PRAC | Prof Accounting | - | - | - | - | - | - | 5 | 5 | |
| | ACFN | ACCT | Accounting | 41 | 11 | 21 | 95 | 68 | 5 | - | 241 | |
| | | BSEC | Business Econ | 1 | 3 | 2 | 6 | 7 | - | - | 19 | |
| | | FIN | Finance | 3 | 2 | 10 | 36 | 44 | - | - | 95 | |
| | | FINM | Finance Masters | - | - | - | - | - | 1 | 66 | 67 | |
| | | PRAC | Prof Accounting | - | - | - | - | - | - | 12 | 12 | |
| | | RLST | Real Estate | - | - | - | - | 1 | - | - | 1 | |
| | | ADMM | Business Admin | - | - | - | - | - | 1 | 73 | 74 | |
| | ADMN | ADMN | Administration | 63 | 52 | 62 | 85 | 47 | 2 | - | 311 | |
| | | CERT | Certificate | - | - | - | - | - | 6 | - | 6 | |
| | | FIN | Finance | - | 1 | 4 | 22 | 69 | - | - | 96 | |
| | FIN | FINM | Finance Masters | - | - | - | - | - | - | 19 | 19 | |
| | | INFO | Info Mgt - Comp | 3 | 1 | 3 | 12 | 14 | - | - | 33 | |
| | | INFM | Information Mgt | - | - | - | - | - | - | 25 | 25 | |
| | INFO | INFO | Info Management | 2 | 7 | 9 | 38 | 90 | - | - | 146 | |
| | | INMS | Info Mgt - Mgt | - | - | - | 1 | 3 | - | - | 4 | |
| | | MGMT | INTB | Inter-Nation Bus | 13 | 7 | 16 | 19 | 37 | - | - | 92 |
| | | | MGHR | Mgt - HR | - | 1 | 1 | 17 | 23 | - | - | 42 |
| | | | MGMT | Management | 8 | 10 | 19 | 47 | 72 | - | - | 156 |
| | | MGTM | General Mgt | - | - | - | - | - | - | 1 | 1 | |
| | | MHRM | Mgt & HR | - | - | - | - | - | - | 25 | 25 | |
| | MNGG | General Mgt | - | 1 | 1 | 3 | 27 | - | - | 32 | | |
| | SBMG | SBMG | Small Bus Mgt | 1 | 2 | 3 | 12 | 20 | - | - | 38 | |
| | | MKTG | MKTG | Marketing | 13 | 17 | 21 | 69 | 120 | - | - | 240 |
| | | | MKTM | Marketing | - | - | - | - | - | - | 33 | 33 |
| | MSCI | MSCI | Management Sci | - | - | 1 | 4 | 8 | - | - | 13 | |
| | | PROM | Prod-Oper Mgt | - | - | - | - | - | - | 6 | 6 | |
| | | PROP | Admn Prod-Op Mgt | - | - | 1 | 3 | 8 | - | - | 12 | |
| | PA | PA | Public Admin | 1 | 6 | 5 | 11 | 24 | - | - | 47 | |
| | | PADC | PA - Comp Exam | - | - | - | - | - | - | 1 | 1 | |
| PADP | | PA - Research | - | - | - | - | - | - | 1 | 1 | | |
| PAM | | Public Admin | - | - | - | - | - | 2 | 104 | 106 | | |
| BPA School Total | | | | 149 | 141 | 212 | 577 | 928 | 25 | 377 | 2,409 | |

SIS+ Majors by School and Department - Fall 1996

D5.964.2

| Schl | SIS Dept | Major | Description | FTF | Fresh | Soph | Junior | Senior | PB | Grad | Total | |
|-------------------------|----------|------------------|------------------|------------------|-----------|-----------|-----------|-----------|--------------|------------|--------------|-------|
| EDU | EADM | EADC | Ed Admin - Comp | - | - | - | - | - | - | 18 | 18 | |
| | | EADM | Educ Admin | - | - | - | - | - | 16 | 94 | 110 | |
| | EBCC | EBCC | Educ Bi-CC | - | - | - | - | - | 3 | 30 | 33 | |
| | | EESL | Educ - TESL | - | - | - | - | - | - | 14 | 14 | |
| | ECLG | ECLG | Coun & Guidance | - | - | - | - | - | 2 | 76 | 78 | |
| | | EDCN | Educ Counseling | - | - | - | - | - | 2 | 25 | 27 | |
| | EDUC | CERT | Certificate | - | - | - | - | - | - | 17 | - | 17 |
| | | CRED | Credential | - | - | - | - | - | - | 1,248 | 3 | 1,251 |
| | | EDUC | Education | - | - | - | - | - | - | 3 | 13 | 16 |
| | | UCRD | UG Credential | 2 | 6 | 4 | 4 | 2 | - | - | - | 18 |
| | EELB | EELB | Elementary Educ | - | - | - | - | - | 2 | 35 | 37 | |
| | EENV | EENV | Environmental Ed | - | - | - | - | - | - | 16 | 16 | |
| | ERDG | ERDG | Educ - Reading | - | - | - | - | - | - | 1 | 46 | 47 |
| | | RDGC | Reading -Comp Ex | - | - | - | - | - | - | - | 10 | 10 |
| | | RDSP | Reading - SpProj | - | - | - | - | - | - | - | 6 | 6 |
| | | EREH | EREH | Rehab Counseling | - | - | - | - | - | - | 41 | 41 |
| | ERHC | ERHC | Rehab Coun -Comp | - | - | - | - | - | - | - | 10 | 10 |
| | | ERHP | Rehab Coun -Proj | - | - | - | - | - | - | - | 2 | 2 |
| | | ESEC | EMDL | Educ-Middle Sch | - | - | - | - | - | 41 | 1 | 42 |
| | | ESEC | Secondary Educ | - | - | - | - | - | - | 2 | 15 | 17 |
| | SENG | SENG | Sec Ed - English | - | - | - | - | - | - | - | 1 | 1 |
| | | SEPE | Sec Ed - PE | - | - | - | - | - | - | - | 4 | 4 |
| | | SHST | Sec Ed - History | - | - | - | - | - | - | - | 1 | 1 |
| | | ESPE | ESPE | Special Educ | - | - | - | - | - | 16 | 113 | 129 |
| | EETC | EETC | Instruct Tech | - | - | - | - | - | 1 | 57 | 58 | |
| | EVOC | EBVE | Vocational Educ | 1 | 8 | 7 | 11 | 10 | - | - | - | 37 |
| | | EVOC | Vocational Educ | 2 | - | - | 2 | 3 | 1 | - | - | 8 |
| EVOM | | Voc Educ Masters | - | - | - | - | - | - | - | 22 | 22 | |
| Edu School Total | | | | 5 | 14 | 11 | 17 | 15 | 1,355 | 653 | 2,070 | |

SIS+ Majors by School and Department - Fall 1996

D5.964.3

| Schl | SIS Dept | Major | Description | FTF | Fresh | Soph | Junior | Senior | PB | Grad | Total | |
|-------------------------|----------|------------------|-------------------|------------|-------|------|--------|--------|----|------|-------|-----|
| HUM | AMST | AMLS | Am Stud-II Cred | - | 1 | 1 | 2 | 2 | - | - | 6 | |
| | | AMSG | Am Stud - Trk I | - | - | - | 1 | - | - | - | 1 | |
| | | AMST | American Studies | - | - | 2 | - | 1 | - | - | 3 | |
| | ART | ART | Art | 11 | 5 | 9 | 12 | 5 | 3 | - | 45 | |
| | | ARTG | Art -Grph Design | 6 | 1 | 14 | 14 | 40 | - | - | 75 | |
| | | ARTH | Art - History | - | 1 | - | 5 | 2 | - | - | 8 | |
| | | ARTS | Art - Studio Art | - | - | 6 | 7 | 20 | 1 | - | 34 | |
| | | ARTT | Art - Teaching | - | - | - | 3 | 14 | - | - | 17 | |
| | | COMM | CHUM | Human Comm | 2 | 3 | 3 | 17 | 24 | - | - | 49 |
| | | | CMAS | Mass Comm | 1 | 10 | 28 | 41 | 53 | - | - | 133 |
| | CMMP | | Media Production | - | - | - | - | 6 | - | - | 6 | |
| | CMPW | | Prof Write-PR | - | - | - | - | 3 | - | - | 3 | |
| | COMM | | Communication | 21 | 12 | 23 | 32 | 21 | - | - | 109 | |
| | ENG | CPAR | Public Argument | - | 1 | 1 | 5 | 2 | - | - | 9 | |
| | | ENCW | Creative Writing | 5 | 1 | 5 | 20 | 19 | - | - | 50 | |
| | | ENG | English | 18 | 10 | 17 | 30 | 32 | - | - | 107 | |
| | | ENGC | English Comp | - | - | - | - | - | 2 | 53 | 55 | |
| | | ENLT | English Lit | 2 | 4 | 12 | 36 | 78 | 1 | - | 133 | |
| | FLAN | ENSL | Engl Comp - TESL | - | - | - | - | - | - | - | 12 | 12 |
| | | SPAN | Spanish | 3 | - | 2 | 9 | 5 | 1 | - | 20 | |
| | | SPBS | Spanish - Bus | - | - | - | 1 | 1 | 1 | - | 3 | |
| | | SPLG | Spanish - Lang | - | 1 | 3 | 6 | 13 | - | - | 23 | |
| | FREN | SPLT | Spanish - Literat | - | 1 | 1 | 3 | 11 | 1 | - | 17 | |
| | | FREN | French | - | 1 | 3 | 2 | 10 | - | - | 16 | |
| | | FRLG | French Language | - | - | - | 1 | - | - | - | 1 | |
| | HUM | CERT | Certificate | - | - | - | - | - | 1 | - | 1 | |
| | | HUM | Humanities | - | - | 1 | - | - | - | - | 1 | |
| | LBST | LBST | Lib Studies | 85 | 57 | 129 | 366 | 435 | 1 | - | 1,073 | |
| | | LSBL | Lib St -BiCC Cr | 5 | 11 | 43 | 97 | 106 | - | - | 262 | |
| | | LSNC | Lib St - Noncred | - | - | 2 | 2 | 21 | - | - | 25 | |
| | MUS | MCOM | Music III Comm | - | - | - | - | 1 | - | - | 1 | |
| | | MGEN | Music - General | - | - | 1 | 2 | 2 | 1 | - | 6 | |
| | | MPER | Music I Perform | - | - | - | - | 1 | - | - | 1 | |
| | | MSPL | Music-Spec Educ | 1 | - | - | 2 | 1 | - | - | 4 | |
| | | MUED | Music II -Educ | - | 1 | 1 | 4 | 9 | - | - | 15 | |
| | | MUS | Music | 1 | 4 | 4 | 4 | 5 | - | - | 18 | |
| | | PHIL | Philosophy | - | 1 | 6 | 7 | 7 | - | - | 21 | |
| | TA | TA | Theatre Arts | 4 | 7 | - | 2 | 2 | - | - | 15 | |
| | | TACT | TA - Acting | 1 | - | 1 | 5 | 10 | - | - | 17 | |
| | | TDAN | TA - Dance | - | - | 1 | - | - | - | - | 1 | |
| TDED | | TA - Drama Educ | 1 | - | - | 1 | - | - | - | 2 | | |
| TDES | | TA - Design-Tech | - | 1 | - | 6 | 3 | - | - | 10 | | |
| TDLT | | TA - Drama Lit | - | - | 1 | 1 | - | - | - | 2 | | |
| Hum School Total | | | | 167 | 134 | 320 | 746 | 965 | 13 | 65 | 2,410 | |

SIS+ Majors by School and Department - Fall 1996

D5.964.4

| Schl | SIS Dept | Major | Description | FTF | Fresh | Soph | Junior | Senior | PB | Grad | Total | | |
|------------------------|----------|---------------|------------------|------------------|------------------|------|--------|--------|-----|------|-------|-----|-----|
| NS | BIOL | BIOL | Biology | 53 | 57 | 68 | 98 | 147 | 4 | - | 427 | | |
| | | BIOM | Biology Masters | - | - | - | - | - | 1 | 17 | 18 | | |
| | CHEM | CACS | Chemistry - ACS | 1 | - | 1 | 4 | 8 | - | - | 14 | | |
| | | CBIO | Chem - Biochem | 1 | 3 | 8 | 10 | 25 | 2 | - | 49 | | |
| | | CHEM | Chemistry | 11 | 7 | 2 | 14 | 20 | 1 | - | 55 | | |
| | CSCI | CSCI | Computer Science | 45 | 20 | 32 | 53 | 76 | 1 | - | 227 | | |
| | | CSCM | Computer Sci-MS | - | - | - | - | - | - | 25 | 25 | | |
| | GEOL | GEOL | Geology | - | - | 6 | 6 | 12 | - | - | 24 | | |
| | HSCI | FNTR | FNTR | Foods & Nutrit | 1 | 2 | 5 | 24 | 38 | 1 | - | 71 | |
| | | | HSAD | Hlth Svcs Admn | - | - | - | - | - | - | 43 | 43 | |
| | | | HSCH | HS - Comm Hlth | 1 | - | 4 | 8 | 17 | - | - | 30 | |
| | | | HSCI | Health Science | 7 | 9 | 6 | 14 | 4 | 1 | - | 41 | |
| | | | HSEH | HS - Environment | - | - | 3 | 4 | 18 | - | - | 25 | |
| | | | HSOA | HS -Health Admin | 4 | 1 | 6 | 25 | 49 | - | - | 85 | |
| | | | HSSH | HS - School Hlth | - | - | - | 7 | 6 | - | - | 13 | |
| | | | ITEC | INMG | Ind Tech -Indust | - | - | - | - | 1 | - | - | 1 |
| | | | MATH | MATH | Mathematics | 15 | 4 | 29 | 39 | 63 | 4 | - | 154 |
| | | | | MTHM | Math Masters | - | - | - | - | - | - | 23 | 23 |
| | NSCI | CERT | Certificate | - | - | - | - | - | 1 | - | 1 | | |
| | | MATS | Math/Sci Teach | - | - | - | - | - | 1 | 2 | 3 | | |
| | NSUN | PDEN | PDEN | Predentistry | 1 | 2 | 1 | - | 1 | - | - | 5 | |
| | | | PENG | Preengineering | 7 | 7 | 3 | 2 | - | - | - | 19 | |
| | | | PHRM | Prepharmacy | 2 | 1 | 3 | 1 | - | 2 | - | 9 | |
| | | | PMED | Premedicine | 13 | 6 | - | 1 | - | 2 | - | 22 | |
| | | | PVET | Prevet Medicine | - | - | 1 | 1 | - | - | - | 2 | |
| | NURS | NRRN | NRRN | Nursing - RN | - | - | - | 1 | 2 | - | - | 3 | |
| | | | NRSG | Nursing - 4-year | - | - | 5 | 36 | 114 | 8 | - | 163 | |
| NURS | | | Nursing | 8 | 28 | 25 | 18 | 15 | - | - | 94 | | |
| PRNR | | | PreNursing | 62 | 23 | 30 | 37 | 20 | 3 | - | 175 | | |
| PE | PE | Physical Educ | 11 | 7 | 21 | 52 | 72 | - | - | 163 | | | |
| PHYS | PHYS | Physics | 1 | 1 | 5 | 6 | 15 | - | - | 28 | | | |
| NS School Total | | | | 244 | 178 | 264 | 461 | 723 | 32 | 110 | 2,012 | | |

SIS+ Majors by School and Department - Fall 1996

D5.964.5

| Schl | SIS Dept | Major | Description | FTF | Fresh | Soph | Junior | Senior | PB | Grad | Total | |
|-------------------------|----------|------------------|---------------------|------------------|-------|------|--------|--------|-----|------|-------|----|
| SBS | ANTH | ANMS | Anthro- Museum | - | - | - | 1 | 3 | - | - | 4 | |
| | | ANTG | Anthropology -A | 1 | - | - | 11 | 12 | - | - | 24 | |
| | | ANTH | Anthropology | 3 | - | 1 | 10 | 4 | - | - | 18 | |
| | CJUS | CJPS | Crim Just-ParaLegal | - | 2 | 2 | 5 | 13 | - | - | 22 | |
| | | CJUM | Criminal Justice-MS | - | - | - | - | - | - | 24 | 24 | |
| | | CJUS | Criminal Justice | 49 | 43 | 42 | 90 | 86 | 1 | - | 311 | |
| | CRJC | | Crim Just -II NT | - | - | - | - | - | - | 1 | 1 | |
| | | ECON | ECON | Economics | 1 | 1 | 6 | 14 | 15 | - | - | 37 |
| | ECSS | | Econ - SocSci Cr | - | - | - | 1 | 1 | - | - | 2 | |
| | | ENVS | ENVA | Environ St - A | - | - | 5 | 11 | 25 | - | - | 41 |
| | ENVB | | Environ St - B | - | - | 1 | 4 | 10 | - | - | 15 | |
| | ENVS | | Environ Studies | 1 | 4 | 6 | - | 6 | - | - | 17 | |
| | GEOG | GEGA | Geography - A | - | - | - | 2 | 3 | - | - | 5 | |
| | | GEGB | Geography - B | - | - | - | 2 | 5 | - | - | 7 | |
| | | GEOG | Geography | - | - | 2 | 5 | 9 | - | - | 16 | |
| | HD | CHLD | Child Development | - | - | - | - | 1 | - | - | 1 | |
| | | HD | Human Developmnt | 1 | - | 1 | 5 | 1 | - | - | 8 | |
| | | HDCD | Human Dev -Child | 1 | 4 | 12 | 31 | 50 | - | - | 98 | |
| | | HDGN | Human Dev -Genrl | - | 2 | - | 4 | 7 | - | - | 13 | |
| | | HDGR | Human Dev -Geron | - | - | 1 | 2 | 1 | - | - | 4 | |
| | HIST | HIST | History | 12 | 6 | 16 | 15 | 11 | - | - | 60 | |
| | | HSSS | Hist - Soc Sci Cr | 1 | 1 | 11 | 21 | 21 | - | - | 55 | |
| | | HSTG | History - B | - | - | - | 9 | 14 | 1 | - | 24 | |
| | | HSTT | History - A SS | - | - | 1 | 5 | 22 | - | - | 28 | |
| | HSRV | HSRV | Human Services | - | - | 4 | 19 | 22 | - | - | 45 | |
| | NTSS | NTSS | National Sec St | - | - | - | - | - | - | 35 | 35 | |
| | PSCI | PSCG | Polit Sci - Gen | 4 | 4 | 5 | 17 | 55 | - | - | 85 | |
| | | PSCI | Political Sci | 13 | 18 | 12 | 14 | 15 | - | - | 72 | |
| | | PSSS | Polit Sci - SS | - | - | - | - | 4 | - | - | 4 | |
| | PSYC | PCCC | Psych Clinic -Ex | - | - | - | - | - | - | 4 | 4 | |
| | | PCCT | Psych Clinic -Th | - | - | - | - | - | - | 20 | 20 | |
| | | PEXP | Psych - Exper | - | - | - | - | - | - | 22 | 22 | |
| | | PPSY | PrePsychology | 62 | 4 | 41 | 60 | 20 | 1 | - | 188 | |
| | | PSIO | Psych -Ind-Org | - | - | - | - | - | - | 25 | 25 | |
| | | PSLS | Psych - Develop | - | - | - | - | - | - | 21 | 21 | |
| | PSYC | PSYC | Psychology | 4 | 43 | 48 | 173 | 281 | 3 | - | 552 | |
| | | SOC | SOC | Sociology | 8 | 7 | 15 | 38 | 22 | 1 | - | 91 |
| | | | SOCG | Sociology -Genrl | - | 2 | 8 | 6 | 23 | - | - | 39 |
| | | SW | Sociology -SW | 6 | 4 | 26 | 63 | 58 | 2 | - | 159 | |
| | SSCI | CERT | Certificate | - | 2 | 2 | 1 | 2 | 6 | - | 13 | |
| | | SSCI | Social Sciences | - | 2 | 6 | 8 | 8 | - | - | 24 | |
| | | SSCM | Social Sci Masters | - | - | - | - | - | - | 16 | 16 | |
| SSIP | | Soc Sci - B Ind | - | 3 | 9 | 18 | 48 | - | - | 78 | | |
| SSSS | | Soc Sci - A SS | - | - | - | 4 | 20 | - | - | 24 | | |
| SSUN | PRLA | Prelaw | 3 | 3 | 1 | 2 | - | - | - | 9 | | |
| SW | SWCY | Soc Work -Family | - | - | - | - | - | - | 18 | 18 | | |
| | SWM | Social Work | - | - | - | - | - | 1 | 121 | 122 | | |
| | SWMH | Soc Work -Mental | - | - | - | - | - | - | 4 | 4 | | |
| SBS School Total | | | | 170 | 155 | 284 | 671 | 898 | 16 | 311 | 2,505 | |

SIS+ Majors by School and Department - Fall 1996

D5.964.6

| Schl | SIS Dept | Major | Description | FTF | Fresh | Soph | Junior | Senior | PB | Grad | Total |
|-------------------------------|----------|-------|---------------------|-----|-------|-------|--------|--------|-------|-------|--------|
| UNV | SINT | INTD | Interdisc Stud | - | - | - | - | - | - | 34 | 34 |
| | | INTG | Integrative Studies | - | - | - | - | - | - | 3 | 3 |
| | | SINT | Special Major | - | - | 2 | 2 | 12 | - | - | 16 |
| | UDCL | UDCL | Undeclared | 258 | 177 | 120 | 78 | 28 | 71 | - | 732 |
| | UNVW | CERT | Certificate | - | - | 1 | - | - | 5 | - | 6 |
| UNV School Total | | | | 258 | 177 | 123 | 80 | 40 | 76 | 37 | 791 |
| University Grand Total | | | | 993 | 799 | 1,214 | 2,552 | 3,569 | 1,517 | 1,553 | 12,197 |

SIS+ Majors by School and Department - Spring 1996

D5.962.1

| Schl | SIS Dept | Major | Description | FTF | Fresh | Soph | Junior | Senior | PB | Grad | Total | |
|------|-------------------------|-------|------------------|-----|----------|------------|------------|------------|------------|-----------|------------|--------------|
| BPA | ACCT | ACCT | Accounting | - | 38 | 49 | 178 | 281 | 4 | - | 550 | |
| | | ACPA | Acct - CPA | - | - | - | - | 5 | - | - | 5 | |
| | | BSEC | Business Econ | - | 5 | 2 | 12 | 7 | - | - | 26 | |
| | | PRAC | Prof Accounting | - | - | - | - | - | - | 17 | 17 | |
| | ACFN | ACCT | Accounting | 1 | - | 4 | 9 | 10 | 1 | - | 25 | |
| | | BSEC | Business Econ | - | - | 2 | 2 | 2 | - | - | 6 | |
| | | FIN | Finance | - | 1 | 3 | 7 | 7 | - | - | 18 | |
| | | FINM | Finance Masters | - | - | - | - | - | - | 17 | 17 | |
| | ADMN | ADMM | Business Admin | - | - | - | - | - | - | 2 | 55 | 57 |
| | | ADMN | Administration | 2 | 67 | 47 | 92 | 41 | 1 | - | 250 | |
| | | CERT | Certificate | - | 1 | - | - | - | 3 | - | 4 | |
| | FIN | FIN | Finance | - | 4 | 5 | 41 | 136 | - | - | 186 | |
| | | FINM | Finance Masters | - | - | - | - | - | 3 | 55 | 58 | |
| | INFO | CISS | Info Mgt - Comp | - | - | 3 | 7 | 13 | - | - | 23 | |
| | | INFM | Information Mgt | - | - | - | - | - | - | 27 | 27 | |
| | | INFO | Info Management | 1 | 7 | 2 | 26 | 87 | - | - | 123 | |
| | | INMS | Info Mgt - Mgt | - | - | - | 1 | 8 | - | - | 9 | |
| | MGMT | INTB | Inter-Nation Bus | 1 | 9 | 17 | 26 | 45 | - | - | 98 | |
| | | MGHR | Mgt - HR | - | 1 | 4 | 11 | 36 | - | - | 52 | |
| | | MGMT | Management | - | 17 | 19 | 44 | 56 | - | - | 136 | |
| | | MGTM | General Mgt | - | - | - | - | - | - | 1 | 1 | |
| | | MHRM | Mgt & HR | - | - | - | - | - | - | 24 | 24 | |
| | | MNGG | General Mgt | - | - | 1 | 5 | 34 | - | - | 40 | |
| | | SBMG | Small Bus Mgt | - | 3 | 3 | 9 | 18 | - | - | 33 | |
| | MKTG | MKTG | Marketing | - | 19 | 11 | 68 | 155 | 1 | - | 254 | |
| | | MKTM | Marketing | - | - | - | - | - | 1 | 33 | 34 | |
| | MSCI | MSCI | Management Sci | - | - | - | 7 | 11 | - | - | 18 | |
| | | PROM | Prod-Oper Mgt | - | - | - | - | - | - | 8 | 8 | |
| | | PROP | Admn Prod-Op Mgt | - | - | 1 | 3 | 10 | - | - | 14 | |
| | PA | PA | Public Admin | 1 | 2 | 3 | 12 | 32 | - | - | 50 | |
| | | PADC | PA - Comp Exam | - | - | - | - | - | - | 4 | 4 | |
| | | PADP | PA - Research | - | - | - | - | - | - | 1 | 1 | |
| | | PAM | Public Admin | - | - | - | - | - | 4 | 87 | 91 | |
| | BPA School Total | | | | 6 | 174 | 176 | 560 | 994 | 20 | 329 | 2,259 |

SIS+ Majors by School and Department - Spring 1996

D5.962.2

| Schl | SIS Dept | Major | Description | FTF | Fresh | Soph | Junior | Senior | PB | Grad | Total | |
|------|--------------------------|-------|------------------|------------------|----------|----------|-----------|-----------|----------|--------------|------------|--------------|
| EDU | EADM | EADC | Ed Admin - Comp | - | - | - | - | - | - | 22 | 22 | |
| | | EADM | Educ Admin | - | - | - | - | - | 6 | 86 | 92 | |
| | | EADP | Ed Admin - Proj | - | - | - | - | - | - | 1 | 1 | |
| | EBCC | EBCC | Educ Bi-CC | - | - | - | - | - | 4 | 21 | 25 | |
| | | EESL | Educ - TESL | - | - | - | - | - | 1 | 13 | 14 | |
| | ECLG | CNSE | Counselor Educ | - | - | - | - | - | - | 4 | 4 | |
| | | ECLG | Coun & Guidance | - | - | - | - | - | 1 | 66 | 67 | |
| | | EDCN | Educ Counseling | - | - | - | - | - | - | 25 | 25 | |
| | EDUC | CERT | Certificate | - | - | - | - | - | - | 14 | - | 14 |
| | | CRED | Credential | - | - | - | - | - | - | 1,109 | - | 1,109 |
| | | EDUC | Education | - | - | - | - | - | 2 | 16 | 18 | |
| | | UCRD | UG Credential | 2 | 4 | 3 | 2 | 2 | - | - | 13 | |
| | EELB | EELB | Elementary Educ | - | - | - | - | - | 2 | 38 | 40 | |
| | EENV | EENV | Environmental Ed | - | - | - | - | - | - | 20 | 20 | |
| | ERDG | ERDG | Educ - Reading | - | - | - | - | - | - | 3 | 58 | 61 |
| | | RDGC | Reading -Comp Ex | - | - | - | - | - | - | 8 | 8 | |
| | | RDSP | Reading - SpProj | - | - | - | - | - | - | 2 | 2 | |
| | | EREH | EREH | Rehab Counseling | - | - | - | - | - | 3 | 36 | 39 |
| | ERHC | ERHC | Rehab Coun -Comp | - | - | - | - | - | - | 10 | 10 | |
| | | ERHP | Rehab Coun -Proj | - | - | - | - | - | - | 1 | 1 | |
| | | ESEC | EMDL | Educ-Middle Sch | - | - | - | - | - | - | 25 | 25 |
| | ESEC | ESEC | Secondary Educ | - | - | - | - | - | - | 2 | 12 | 14 |
| | | SENG | Sec Ed - English | - | - | - | - | - | - | 1 | 1 | |
| | | SEPE | Sec Ed - PE | - | - | - | - | - | - | 3 | 3 | |
| | | SESP | Sec Educ - Span | - | - | - | - | - | - | 3 | 3 | |
| | | SHST | Sec Ed - History | - | - | - | - | - | - | 1 | 1 | |
| | | ESPE | ESPE | Special Educ | - | - | - | - | - | 24 | 144 | 168 |
| | | ETEC | ETEC | Instruct Tech | - | - | - | - | - | 4 | 57 | 61 |
| | EVOC | EBVE | Vocational Educ | - | 4 | 7 | 17 | 5 | - | - | 33 | |
| | | EVOC | Vocational Educ | - | - | - | 2 | 2 | - | - | 4 | |
| | | EVOM | Voc Educ Masters | - | - | - | - | - | 1 | 17 | 18 | |
| | EDUC School Total | | | | 2 | 8 | 10 | 21 | 9 | 1,176 | 690 | 1,916 |

SIS+ Majors by School and Department - Spring 1996

D5.962.3

| Schl | SIS Dept | Major | Description | FTF | Fresh | Soph | Junior | Senior | PB | Grad | Total | |
|-------------------------|----------|------------------|-------------------|------------------|------------|------------|------------|--------------|-----------|-----------|--------------|----|
| HUM | AMST | AMLS | Am Stud-II Cred | - | - | - | - | 1 | - | - | 1 | |
| | | AMST | American Studies | - | 1 | - | - | - | - | - | 1 | |
| | ART | ART | Art | - | 4 | 2 | 8 | 5 | 2 | - | 21 | |
| | | ARTG | Art -Grph Design | - | 3 | 10 | 15 | 46 | 1 | - | 75 | |
| | | ARTH | Art - History | - | - | - | 2 | 5 | - | - | 7 | |
| | | ARTS | Art - Studio Art | - | 1 | 4 | 6 | 27 | 1 | - | 39 | |
| | | ARTT | Art - Teaching | - | 1 | - | 3 | 16 | - | - | 20 | |
| | COMM | CHUM | Human Comm | 2 | - | 5 | 12 | 32 | - | - | 51 | |
| | | CMAS | Mass Comm | - | 10 | 26 | 32 | 64 | - | - | 132 | |
| | | CMIP | Comm -Individual | - | - | - | - | 1 | - | - | 1 | |
| | | CMMP | Media Production | - | - | - | - | 12 | - | - | 12 | |
| | | CMOC | Organizatnl Comm | - | - | - | - | 3 | - | - | 3 | |
| | | CMPW | Prof Write-PR | - | - | - | - | 3 | - | - | 3 | |
| | | COMM | Communication | 1 | 16 | 21 | 36 | 17 | - | - | 91 | |
| | | CPAR | Public Argument | - | 1 | 4 | 5 | 3 | - | - | 13 | |
| | | ENG | ENCW | Creative Writing | - | 2 | 4 | 21 | 23 | - | - | 50 |
| | | | ENG | English | - | 13 | 6 | 29 | 21 | - | - | 69 |
| | ENGC | | English Comp | - | - | - | - | - | 5 | 52 | 57 | |
| | ENLT | | English Lit | - | 2 | 6 | 29 | 105 | 1 | - | 143 | |
| | FLAN | ENSL | Engl Comp - TESL | - | - | - | - | - | 1 | 11 | 12 | |
| | | SPAN | Spanish | - | - | 3 | 6 | 5 | 1 | - | 15 | |
| | | SPBS | Spanish - Bus | - | - | - | 2 | - | 1 | - | 3 | |
| | | SPLG | Spanish - Lang | - | 1 | 1 | 8 | 9 | - | - | 19 | |
| | FREN | SPLT | Spanish - Literat | - | 1 | - | 4 | 14 | 1 | - | 20 | |
| | | FREN | French | - | 2 | 2 | 3 | 6 | - | - | 13 | |
| | HUM | CERT | Certificate | - | - | - | - | - | 1 | - | 1 | |
| | LBST | LBST | Lib Studies | 1 | 66 | 86 | 318 | 462 | 1 | - | 934 | |
| | | LSBL | Lib St -BiCC Cr | 1 | 15 | 27 | 75 | 119 | - | - | 237 | |
| | | LSNC | Lib St - Noncred | - | 1 | 2 | 3 | 19 | - | - | 25 | |
| | MUS | MCOM | Music III Comm | - | - | - | 1 | - | - | - | 1 | |
| | | MGEN | Music - General | - | 1 | - | 1 | 1 | 1 | - | 4 | |
| | | MPER | Music I Perform | - | - | 1 | - | - | - | - | 1 | |
| | | MSPL | Music-Spec Educ | - | - | - | 1 | 1 | - | - | 2 | |
| | | MUED | Music II -Educ | - | 2 | 2 | 2 | 8 | - | - | 14 | |
| MUS | | Music | - | 3 | 4 | 3 | 7 | - | - | 17 | | |
| PHIL | PHIL | Philosophy | - | 1 | 4 | 6 | 8 | - | - | 19 | | |
| | TA | TA | Theatre Arts | - | 7 | 1 | 4 | 3 | - | - | 15 | |
| TACT | | TA - Acting | - | - | 2 | 9 | 5 | - | - | 16 | | |
| TDES | | TA - Design-Tech | - | - | 2 | 4 | 2 | - | - | 8 | | |
| TDLT | | TA - Drama Lit | - | - | - | - | 1 | - | - | 1 | | |
| HUM School Total | | | | 5 | 154 | 225 | 648 | 1,054 | 17 | 63 | 2,166 | |

SIS+ Majors by School and Department - Spring 1996

D5.962.4

| Schl | SIS Dept | Major | Description | FTF | Fresh | Soph | Junior | Senior | PB | Grad | Total | |
|--------------------------|----------|------------------|------------------|------------------|------------|------------|------------|------------|-----------|------------|--------------|---|
| NS | BIOL | BIOC | Biology -Comp Ex | - | - | - | - | - | - | 2 | 2 | |
| | | BIOL | Biology | 2 | 69 | 54 | 91 | 166 | 1 | - | 383 | |
| | | BIOM | Biology Masters | - | - | - | - | - | - | 13 | 13 | |
| | CHEM | CACS | Chemistry - ACS | - | - | 1 | 1 | 6 | - | - | 8 | |
| | | CBIO | Chem - Biochem | - | 3 | 7 | 10 | 27 | 2 | - | 49 | |
| | | CHEM | Chemistry | - | 8 | 3 | 13 | 21 | 2 | - | 47 | |
| | CSCI | CSCI | Computer Science | 2 | 25 | 34 | 55 | 77 | 1 | - | 194 | |
| | | CSCM | Computer Sci-MS | - | - | - | - | - | 2 | 25 | 27 | |
| | GEOL | GEOL | Geology | - | 1 | 3 | 6 | 18 | 1 | - | 29 | |
| | HSCI | FNTR | Foods & Nutrit | - | 2 | 4 | 23 | 41 | - | - | 70 | |
| | | HSAD | Hlth Svcs Admn | - | - | - | - | - | 2 | 32 | 34 | |
| | | HSCH | HS - Comm Hlth | - | - | 2 | 8 | 17 | - | - | 27 | |
| | | HSCI | Health Science | - | 9 | 7 | 6 | 8 | 1 | - | 31 | |
| | | HSEH | HS - Environment | - | - | 4 | 5 | 24 | - | - | 33 | |
| | | HSHA | HS -Health Admin | - | 2 | 4 | 24 | 45 | - | - | 75 | |
| | | HSSH | HS - School Hlth | - | - | 1 | 3 | 9 | - | - | 13 | |
| | | ITEC | INAR | Ind Tech - Ed | - | - | - | 1 | 1 | - | - | 2 |
| | | | INMG | Ind Tech -Indust | - | - | - | - | 1 | - | - | 1 |
| | ITEC | | Industrial Tech | - | - | - | - | 2 | - | - | 2 | |
| | MATH | MACC | Math- Teach - CC | - | - | - | - | - | - | - | 1 | 1 |
| | | MATH | Mathematics | - | 10 | 17 | 40 | 60 | 2 | - | 129 | |
| | | MTHM | Math Masters | - | - | - | - | - | - | 27 | 27 | |
| | NSCI | CERT | Certificate | - | - | - | - | - | - | 1 | - | 1 |
| | | MATS | Math/Sci Teach | - | - | - | - | - | - | - | 4 | 4 |
| | NSUN | PDEN | Predentistry | - | 1 | - | 1 | - | 2 | - | 4 | |
| | | PENG | Preengineering | - | 9 | 6 | 1 | - | - | - | 16 | |
| | | PHRM | Prepharmacy | - | 3 | 2 | 1 | 1 | 1 | - | 8 | |
| | | PMED | Premedicine | - | 7 | 5 | 2 | 1 | 2 | - | 17 | |
| | | PVET | Prevet Medicine | - | - | 1 | 1 | - | - | - | 2 | |
| | NURS | NLVN | Nursing - LVN | - | - | - | - | 1 | - | - | 1 | |
| | | NRRN | Nursing - RN | - | - | - | 1 | 3 | 2 | - | 6 | |
| NRSG | | Nursing - 4-year | - | - | - | 15 | 137 | 7 | - | 159 | | |
| NURS | | Nursing | - | 45 | 31 | 32 | 29 | 1 | - | 138 | | |
| PRNR | | PreNursing | 2 | 22 | 23 | 51 | 18 | 1 | - | 117 | | |
| PE | PE | Physical Educ | - | 4 | 13 | 47 | 84 | - | - | 148 | | |
| PHYS | PHYS | Physics | - | 3 | 2 | 8 | 14 | - | - | 27 | | |
| NSCI School Total | | | | 6 | 223 | 224 | 446 | 811 | 31 | 104 | 1,845 | |

SIS+ Majors by School and Department - Spring 1996

D5.962.5

| Schl | SIS Dept | Major | Description | FTF | Fresh | Soph | Junior | Senior | PB | Grad | Total | |
|-------------------------|----------|------------------|---------------------|------------------|------------|------------|------------|--------------|-----------|------------|--------------|----|
| SBS | ANTH | ANMS | Anthro- Museum | - | - | - | 2 | 3 | - | - | 5 | |
| | | ANTG | Anthropology -A | - | - | 1 | 9 | 18 | - | - | 28 | |
| | | ANTH | Anthropology | - | 1 | 1 | 6 | 3 | - | - | 11 | |
| | CJUS | CJPS | Crim Just-ParaLegal | - | 1 | - | 8 | 12 | - | - | 21 | |
| | | CJUM | Criminal Justice-MS | - | - | - | - | - | 1 | 16 | 17 | |
| | | CJUS | Criminal Justice | 1 | 47 | 33 | 91 | 94 | 1 | - | 267 | |
| | | CRJC | Crim Just -II NT | - | - | - | - | - | - | 1 | 1 | |
| | ECON | ECON | Economics | - | 1 | 2 | 12 | 27 | - | - | 42 | |
| | | ECSS | Econ - SocSci Cr | - | - | - | 1 | - | - | - | 1 | |
| | ENVS | ENVA | Environ St - A | - | - | 3 | 14 | 32 | - | - | 49 | |
| | | ENVB | Environ St - B | - | - | - | 3 | 12 | - | - | 15 | |
| | | ENVS | Environ Studies | - | 6 | 2 | 5 | 5 | - | - | 18 | |
| | GEOG | GEGA | Geography - A | - | - | - | - | 3 | - | - | 3 | |
| | | GEGB | Geography - B | - | - | - | 4 | 3 | - | - | 7 | |
| | | GEOG | Geography | - | - | 1 | 5 | 6 | - | - | 12 | |
| | HD | CHLD | Child Development | - | - | - | 1 | 2 | - | - | 3 | |
| | | HD | Human Developmnt | - | - | 1 | 2 | 3 | - | - | 6 | |
| | | HDCD | Human Dev -Child | - | 1 | 9 | 23 | 66 | - | - | 99 | |
| | | HDGN | Human Dev -Genrl | - | - | - | 4 | 9 | - | - | 13 | |
| | | HDGR | Human Dev -Geron | - | - | - | 2 | 4 | - | - | 6 | |
| | HIST | HIST | History | - | 11 | 2 | 15 | 9 | - | - | 37 | |
| | | HSSS | Hist - Soc Sci Cr | - | - | 3 | 28 | 14 | - | - | 45 | |
| | | HSTG | History - B | - | 1 | 2 | 8 | 12 | 1 | - | 24 | |
| | | HSTT | History - A SS | - | - | 2 | 5 | 36 | - | - | 43 | |
| | HSRV | HSRV | Human Services | - | - | 1 | 11 | 23 | - | - | 35 | |
| | NTSS | NTSS | National Sec St | - | - | - | - | - | - | 27 | 27 | |
| | PSCI | PLAW | Prelaw Minor | - | - | 1 | - | 1 | - | - | 2 | |
| | | PSCG | Polit Sci - Gen | 1 | 3 | 10 | 27 | 59 | - | - | 100 | |
| | | PSCI | Political Sci | - | 20 | 11 | 16 | 22 | - | - | 69 | |
| | | PSSS | Polit Sci - SS | - | - | - | 1 | 5 | - | - | 6 | |
| | | PSYC | PCCC | Psych Clinic -Ex | - | - | - | - | - | - | 11 | 11 |
| | PSYC | PCCT | Psych Clinic -Th | - | - | - | - | - | - | - | 10 | 10 |
| | | PEXP | Psych - Exper | - | - | - | - | - | 1 | 24 | 25 | |
| | | PSIO | Psych -Ind-Org | - | - | - | - | - | 1 | 22 | 23 | |
| | | PSLS | Psych - Develop | - | - | - | - | - | - | 23 | 23 | |
| | | PSYC | Psychology | 1 | 66 | 60 | 225 | 344 | 1 | - | 697 | |
| | | SOC | SOC | Sociology | - | 9 | 7 | 22 | 23 | - | - | 61 |
| | | SOCG | Sociology -Genrl | - | 1 | 6 | 9 | 35 | - | - | 51 | |
| | SSCI | SW | Sociology -SW | - | 7 | 15 | 51 | 45 | 1 | - | 119 | |
| | | CERT | Certificate | - | 2 | 3 | 2 | 2 | 3 | - | 12 | |
| | | SSCI | Social Sciences | - | 3 | - | 5 | 11 | - | - | 19 | |
| | SSCI | SSCM | Social Sci Masters | - | - | - | - | - | - | 13 | 13 | |
| | | SSIP | Soc Sci - B Ind | - | 1 | 6 | 22 | 45 | - | - | 74 | |
| | | SSSS | Soc Sci - A SS | - | - | - | 6 | 36 | - | - | 42 | |
| | | SSUN | PRLA | Prelaw | - | 3 | 1 | 1 | - | - | 5 | |
| SW | | SWCY | Soc Work -Family | - | - | - | - | - | 1 | 32 | 33 | |
| | SWM | Social Work | - | - | - | - | - | 4 | 85 | 89 | | |
| | SWMH | Soc Work -Mental | - | - | - | - | - | - | 11 | 11 | | |
| SBS School Total | | | | 3 | 184 | 183 | 646 | 1,024 | 15 | 275 | 2,330 | |

SIS+ Majors by School and Department - Spring 1996

D5.962.6

| Schl | SIS Dept | Major | Description | FTF | Fresh | Soph | Junior | Senior | PB | Grad | Total |
|--------------------------|----------|-------|----------------|-----|-------|------|--------|--------|-------|-------|--------|
| UNV | SINT | INTD | Interdisc Stud | - | - | - | - | - | 6 | 28 | 34 |
| | | SINT | Special Major | - | - | 2 | 1 | 13 | - | - | 16 |
| | UDCL | UDCL | Undeclared | 7 | 223 | 137 | 53 | 26 | 46 | - | 492 |
| | UNVW | CERT | Certificate | - | 1 | 1 | 1 | 1 | 4 | - | 8 |
| UNIV School Total | | | | 7 | 224 | 140 | 55 | 40 | 56 | 28 | 550 |
| Grand Total | | | | 29 | 967 | 958 | 2,376 | 3,932 | 1,315 | 1,489 | 11,066 |

SIS+ Majors by School and Department - Winter 1996

D5.961.1

| Schl | SIS Dept | Major | Description | FTF | Fresh | Soph | Junior | Senior | PB | Grad | Total |
|-------------------------|----------|---------------|------------------|----------|------------|------------|------------|------------|-----------|------------|--------------|
| BPA | ACCT | ACCT | Accounting | 3 | 44 | 55 | 202 | 293 | 6 | - | 603 |
| | | ACPA | Acct - CPA | - | - | - | 1 | 4 | - | - | 5 |
| | | BSEC | Business Econ | - | 6 | 3 | 11 | 8 | - | - | 28 |
| | | PRAC | Prof Accounting | - | - | - | - | - | - | 21 | 21 |
| | ADMN | ADMM | Business Admin | - | - | - | - | - | 2 | 64 | 66 |
| | | ADMN | Administration | 3 | 85 | 47 | 108 | 54 | 1 | - | 298 |
| | | CERT | Certificate | - | 1 | - | - | - | 5 | - | 6 |
| | FIN | FIN | Finance | - | 4 | 16 | 59 | 136 | 1 | - | 216 |
| | | FINM | Finance Masters | - | - | - | - | - | 4 | 61 | 65 |
| | INFO | CISS | Info Mgt - Comp | - | - | 4 | 5 | 10 | - | - | 19 |
| | | INFM | Information Mgt | - | - | - | - | - | 1 | 23 | 24 |
| | | INFO | Info Management | 1 | 7 | 2 | 33 | 75 | - | - | 118 |
| | | INMS | Info Mgt - Mgt | - | - | - | 3 | 6 | - | - | 9 |
| | MGMT | INTB | Inter-Nation Bus | - | 12 | 16 | 25 | 46 | 1 | - | 100 |
| | | MGHR | Mgt - HR | - | 2 | 3 | 12 | 30 | - | - | 47 |
| | | MGMT | Management | 1 | 20 | 19 | 34 | 58 | - | - | 132 |
| | | MHRM | Mgt & HR | - | - | - | - | - | - | 20 | 20 |
| | | MNGG | General Mgt | - | - | - | 6 | 48 | - | - | 54 |
| | | SBMG | Small Bus Mgt | - | 2 | 2 | 11 | 20 | - | - | 35 |
| | MKTG | MKTG | Marketing | - | 19 | 21 | 71 | 144 | 1 | - | 256 |
| | | MKTM | Marketing | - | - | - | - | - | 1 | 32 | 33 |
| | MSCI | MSCI | Management Sci | - | - | - | 8 | 13 | - | - | 21 |
| | | PROM | Prod-Oper Mgt | - | - | - | - | - | - | 6 | 6 |
| | | PROP | Admn Prod-Op Mgt | - | - | 3 | 6 | 5 | - | - | 14 |
| | PA | PA | Public Admin | - | 3 | 3 | 13 | 29 | - | - | 48 |
| | | PADC | PA - Comp Exam | - | - | - | - | - | - | 4 | 4 |
| PADP | | PA - Research | - | - | - | - | - | - | 1 | 1 | |
| PAM | | Public Admin | - | - | - | - | - | 4 | 93 | 97 | |
| BPA School Total | | | | 8 | 205 | 194 | 608 | 979 | 27 | 325 | 2,346 |

SIS+ Majors by School and Department - Winter 1996

D5.961.2

| Schl | SIS Dept | Major | Description | FTF | Fresh | Soph | Junior | Senior | PB | Grad | Total | |
|------|--------------------------|-------|------------------|--------------|----------|----------|-----------|-----------|-----------|--------------|------------|--------------|
| EDU | EADM | EADC | Ed Admin - Comp | - | - | - | - | - | - | 13 | 13 | |
| | | EADM | Educ Admin | - | - | - | - | - | 21 | 68 | 89 | |
| | | EADP | Ed Admin - Proj | - | - | - | - | - | - | 1 | 1 | |
| | EBCC | EBCC | Educ Bi-CC | - | - | - | - | - | 3 | 26 | 29 | |
| | | EESL | Educ - TESL | - | - | - | - | - | - | 13 | 13 | |
| | ECLG | CNSE | Counselor Educ | - | - | - | - | - | - | 4 | 4 | |
| | | ECLG | Coun & Guidance | - | - | - | - | - | 1 | 68 | 69 | |
| | | EDCN | Educ Counseling | - | - | - | - | - | - | 24 | 24 | |
| | EDUC | CERT | Certificate | - | - | - | - | - | - | 17 | - | 17 |
| | | CRED | Credential | - | - | - | - | - | - | 1,146 | 1 | 1,147 |
| | | EDUC | Education | - | - | - | - | - | - | 2 | 15 | 17 |
| | | UCRD | UG Credential | - | 4 | 6 | 3 | 1 | - | - | - | 14 |
| | EELB | EELB | Elementary Educ | - | - | - | - | - | 4 | 34 | 38 | |
| | EENV | EENV | Environmental Ed | - | - | - | - | - | - | 24 | 24 | |
| | ERDG | ERDG | Educ - Reading | - | - | - | - | - | - | 3 | 55 | 58 |
| | | RDGC | Reading -Comp Ex | - | - | - | - | - | - | - | 8 | 8 |
| | | RDSP | Reading - SpProj | - | - | - | - | - | - | - | 1 | 1 |
| | EREH | EREH | Rehab Counseling | - | - | - | - | - | - | 2 | 42 | 44 |
| | | ERHC | Rehab Coun -Comp | - | - | - | - | - | - | - | 7 | 7 |
| | ESEC | EMDL | Educ-Middle Sch | - | - | - | - | - | - | - | 24 | 24 |
| | | ESEC | Secondary Educ | - | - | - | - | - | - | 1 | 11 | 12 |
| | | SENG | Sec Ed - English | - | - | - | - | - | - | - | 1 | 1 |
| | | SEPE | Sec Ed - PE | - | - | - | - | - | - | - | 3 | 3 |
| | | SESP | Sec Educ - Span | - | - | - | - | - | - | - | 2 | 2 |
| | | SHST | Sec Ed - History | - | - | - | - | - | - | - | 1 | 1 |
| | | ESPE | ESPE | Special Educ | - | - | - | - | - | 15 | 122 | 137 |
| | ETEC | ETEC | Instruct Tech | - | - | - | - | - | 3 | 59 | 62 | |
| | EVOC | EBVE | Vocational Educ | 1 | 5 | 4 | 14 | 9 | - | - | - | 33 |
| | | EVOC | Vocational Educ | - | - | - | 6 | 1 | - | - | - | 7 |
| | | EVOM | Voc Educ Masters | - | - | - | - | - | - | - | 18 | 18 |
| | EDUC School Total | | | | 1 | 9 | 10 | 23 | 11 | 1,218 | 645 | 1,917 |

SIS+ Majors by School and Department - Winter 1996

D5.961.3

| Schl | SIS Dept | Major | Description | FTF | Fresh | Soph | Junior | Senior | PB | Grad | Total | |
|-------------------------|----------|------------------|-------------------|------------------|------------|------------|------------|------------|-----------|-----------|--------------|----|
| HUM | AMST | AMLS | Am Stud-II Cred | - | - | - | - | 1 | - | - | 1 | |
| | | AMST | American Studies | - | 1 | - | - | 1 | - | - | 2 | |
| | ART | ART | Art | 1 | 3 | 3 | 9 | 5 | 2 | - | 23 | |
| | | ARTG | Art -Grph Design | - | 6 | 11 | 18 | 48 | 1 | - | 84 | |
| | | ARTH | Art - History | - | - | - | 2 | 5 | - | - | 7 | |
| | | ARTS | Art - Studio Art | - | 4 | 5 | 3 | 27 | 1 | - | 40 | |
| | | ARTT | Art - Teaching | - | 1 | - | 6 | 17 | - | - | 24 | |
| | COMM | CHUM | Human Comm | - | - | 5 | 13 | 27 | - | - | 45 | |
| | | CMAS | Mass Comm | 1 | 7 | 21 | 33 | 61 | 1 | - | 124 | |
| | | CMIP | Comm -Individual | - | - | - | - | 1 | - | - | 1 | |
| | | CMMP | Media Production | - | - | - | 1 | 8 | - | - | 9 | |
| | | CMOC | Organizatnl Comm | - | - | - | - | 3 | - | - | 3 | |
| | | CMPW | Prof Write-PR | - | - | 1 | 2 | 4 | - | - | 7 | |
| | | COMM | Communication | 1 | 25 | 23 | 41 | 14 | - | - | 104 | |
| | | CPAR | Public Argument | - | 1 | 2 | 2 | 4 | - | - | 9 | |
| | | ENG | ENCW | Creative Writing | - | 3 | 5 | 18 | 18 | - | - | 44 |
| | | | ENG | English | 1 | 14 | 9 | 39 | 25 | - | - | 88 |
| | ENGC | | English Comp | - | - | - | - | - | 5 | 52 | 57 | |
| | ENLT | | English Lit | - | 1 | 8 | 30 | 102 | 1 | - | 142 | |
| | FLAN | ENSL | Engl Comp - TESL | - | - | - | - | - | - | - | 6 | 6 |
| | | SPAN | Spanish | - | 1 | 2 | 9 | 8 | - | - | 20 | |
| | | SPBS | Spanish - Bus | - | - | - | 1 | - | 1 | - | 2 | |
| | | SPLG | Spanish - Lang | - | 1 | 2 | 7 | 9 | - | - | 19 | |
| | FREN | SPLT | Spanish - Literat | - | 1 | 2 | 2 | 12 | 1 | - | 18 | |
| | | FREN | French | - | 3 | 2 | 4 | 5 | 1 | - | 15 | |
| | HUM | CERT | Certificate | - | - | - | - | - | 1 | - | 1 | |
| | LBST | LBST | Lib Studies | 3 | 84 | 97 | 367 | 421 | 2 | - | 974 | |
| | | LSBL | Lib St -BiCC Cr | - | 16 | 24 | 86 | 103 | - | - | 229 | |
| | | LSNC | Lib St - Noncred | - | 1 | 2 | 4 | 20 | - | - | 27 | |
| | MUS | MCOM | Music III Comm | - | - | - | 1 | - | - | - | 1 | |
| | | MGEN | Music - General | - | - | - | 1 | 1 | 1 | - | 3 | |
| | | MPER | Music I Perform | - | - | 1 | - | - | - | - | 1 | |
| | | MSPL | Music-Spec Educ | - | - | - | 1 | - | - | - | 1 | |
| | | MUED | Music II -Educ | - | 2 | 2 | 3 | 7 | - | - | 14 | |
| | | MUS | Music | - | 6 | 5 | 1 | 8 | - | - | 20 | |
| | PHIL | PHIL | Philosophy | - | 1 | 6 | 2 | 7 | - | - | 16 | |
| TA | | TA | Theatre Arts | 1 | 8 | 1 | 6 | 2 | - | - | 18 | |
| | TACT | TA - Acting | - | - | 6 | 5 | 7 | - | - | 18 | | |
| | TDES | TA - Design-Tech | - | - | 2 | 3 | 2 | - | - | 7 | | |
| | TDLT | TA - Drama Lit | - | - | - | - | 1 | - | - | 1 | | |
| HUM School Total | | | | 8 | 190 | 247 | 720 | 984 | 18 | 58 | 2,225 | |

SIS+ Majors by School and Department - Winter 1996

D5.961.4

| Schl | SIS Dept | Major | Description | FTF | Fresh | Soph | Junior | Senior | PB | Grad | Total |
|--------------------------|------------|------------------|------------------|-----|-------|------|--------|--------|-----|------|-------|
| NS | BIOL | BIOC | Biology -Comp Ex | - | - | - | - | - | - | 3 | 3 |
| | | BIOL | Biology | 1 | 82 | 65 | 98 | 178 | 1 | - | 425 |
| | | BIOM | Biology Masters | - | - | - | - | - | 1 | 16 | 17 |
| | | BIOT | Biology - Thesis | - | - | - | - | - | - | 1 | 1 |
| | CHEM | CACS | Chemistry - ACS | - | - | 1 | 4 | 4 | - | - | 9 |
| | | CBIO | Chem - Biochem | 1 | 3 | 9 | 9 | 23 | 2 | - | 47 |
| | | CHEM | Chemistry | 2 | 8 | 5 | 10 | 22 | 1 | - | 48 |
| | CSCI | CSCI | Computer Science | 3 | 34 | 32 | 53 | 79 | 1 | - | 202 |
| | | CSCM | Computer Sci-MS | - | - | - | - | - | 2 | 24 | 26 |
| | GEOL | GEOL | Geology | - | 2 | 4 | 7 | 15 | 1 | - | 29 |
| | HSCI | FNTR | Foods & Nutrit | - | 3 | 5 | 22 | 38 | - | - | 68 |
| | | HSAD | Hlth Svcs Admn | - | - | - | - | - | 5 | 30 | 35 |
| | | HSCH | HS - Comm Hlth | - | 1 | 2 | 6 | 14 | - | - | 23 |
| | | HSCI | Health Science | - | 11 | 7 | 7 | 6 | - | - | 31 |
| | | HSEH | HS - Environment | - | - | 2 | 6 | 20 | - | - | 28 |
| | | HSHA | HS -Health Admin | - | 4 | 5 | 28 | 33 | - | - | 70 |
| | | HSSH | HS - School Hlth | - | - | - | 4 | 7 | - | - | 11 |
| | ITEC | INAR | Ind Tech - Ed | - | - | - | 1 | 1 | - | - | 2 |
| | | INMG | Ind Tech -Indust | - | - | - | - | 1 | - | - | 1 |
| | | ITEC | Industrial Tech | - | - | - | 1 | 1 | - | - | 2 |
| | MATH | MATH | Mathematics | - | 12 | 17 | 48 | 54 | 2 | - | 133 |
| | | MTHM | Math Masters | - | - | - | - | - | 1 | 27 | 28 |
| | NSCI | MATS | Math/Sci Teach | - | - | - | - | - | - | 2 | 2 |
| | NSUN | PDEN | Predentistry | - | 1 | - | 2 | - | 2 | - | 5 |
| | | PENG | Preengineering | - | 11 | 5 | 1 | 1 | - | - | 18 |
| | | PHRM | Prepharmacy | - | 5 | 1 | - | 1 | 1 | - | 8 |
| | | PMED | Premedicine | 2 | 7 | 4 | 2 | 1 | 2 | - | 18 |
| | | PVET | Prevet Medicine | - | 1 | 2 | - | - | - | - | 3 |
| NURS | | NLVN | Nursing - LVN | - | - | - | - | 1 | - | - | 1 |
| | | NRRN | Nursing - RN | - | - | - | 1 | 3 | 1 | - | 5 |
| | NRSG | Nursing - 4-year | - | - | 1 | 22 | 124 | 6 | - | 153 | |
| | NURS | Nursing | - | 55 | 40 | 34 | 31 | 1 | - | 161 | |
| PRNR | PreNursing | - | 22 | 23 | 65 | 13 | 2 | - | 125 | | |
| PE | PE | Physical Educ | - | 7 | 15 | 53 | 86 | - | - | 161 | |
| PHYS | PHYS | Physics | 1 | 4 | 5 | 10 | 8 | - | - | 28 | |
| NSCI School Total | | | | 10 | 273 | 250 | 494 | 765 | 32 | 103 | 1,927 |

SIS+ Majors by School and Department - Winter 1996

D5.961.5

| Schl | SIS Dept | Major | Description | FTF | Fresh | Soph | Junior | Senior | PB | Grad | Total | |
|------|-------------------------|-------|---------------------|------------------|----------|------------|------------|------------|------------|-----------|------------|--------------|
| SBS | ANTH | ANMS | Anthro- Museum | - | - | - | 3 | 3 | - | - | 6 | |
| | | ANTG | Anthropology -A | - | - | 1 | 10 | 19 | - | - | 30 | |
| | | ANTH | Anthropology | - | 1 | 1 | 9 | 4 | - | - | 15 | |
| | CJUS | CJPS | Crim Just-ParaLegal | - | 1 | 1 | 7 | 13 | - | - | 22 | |
| | | CJUM | Criminal Justice-MS | - | - | - | - | - | 1 | 20 | 21 | |
| | | CJUS | Criminal Justice | 2 | 53 | 41 | 105 | 93 | 1 | - | 295 | |
| | | CRJC | Crim Just -II NT | - | - | - | - | - | - | 1 | 1 | |
| | ECON | ECON | Economics | - | 1 | 3 | 13 | 29 | - | - | 46 | |
| | ENVS | ENVA | Environ St - A | - | 1 | 3 | 16 | 27 | 1 | - | 48 | |
| | | ENVB | Environ St - B | - | - | 1 | 4 | 12 | - | - | 17 | |
| | | ENVS | Environ Studies | - | 7 | 1 | 6 | 5 | - | - | 19 | |
| | GEOG | GEGA | Geography - A | - | - | - | 1 | 2 | - | - | 3 | |
| | | GEGB | Geography - B | - | - | 2 | 3 | 5 | - | - | 10 | |
| | | GEOG | Geography | - | - | 1 | 8 | 5 | - | - | 14 | |
| | HD | CHLD | Child Development | - | - | - | 1 | 3 | - | - | 4 | |
| | | HD | Human Developmnt | - | - | 1 | 3 | 3 | - | - | 7 | |
| | | HDCD | Human Dev -Child | - | 3 | 8 | 27 | 61 | - | - | 99 | |
| | | HDGN | Human Dev -Genrl | - | - | - | 9 | 7 | - | - | 16 | |
| | | HDGR | Human Dev -Geron | - | - | 1 | 1 | 3 | - | - | 5 | |
| | HIST | HIST | History | 1 | 11 | 3 | 15 | 8 | - | - | 38 | |
| | | HSSS | Hist - Soc Sci Cr | - | 1 | 5 | 26 | 11 | - | - | 43 | |
| | | HSTG | History - B | - | - | 2 | 8 | 11 | 1 | - | 22 | |
| | | HSTT | History - A SS | - | 1 | 2 | 13 | 31 | - | - | 47 | |
| | HSRV | HSRV | Human Services | - | - | 5 | 14 | 21 | - | - | 40 | |
| | NTSS | NTSS | National Sec St | - | - | - | - | - | - | 34 | 34 | |
| | PLST | PLMN | Paralegal - Minor | - | - | - | - | 1 | - | - | 1 | |
| | PSCI | PLAW | Prelaw Minor | - | - | 1 | 1 | 1 | - | - | 3 | |
| | | PSCG | Polit Sci - Gen | - | 4 | 12 | 25 | 48 | - | - | 89 | |
| | | PSCI | Political Sci | 2 | 19 | 11 | 23 | 32 | - | - | 87 | |
| | | PSSS | Polit Sci - SS | - | - | 1 | 3 | 4 | - | - | 8 | |
| | | PSYC | PCCC | Psych Clinic -Ex | - | - | - | - | - | - | 9 | 9 |
| | | | PCCT | Psych Clinic -Th | - | - | - | - | - | - | 13 | 13 |
| | | | PEXP | Psych - Exper | - | - | - | - | - | 2 | 26 | 28 |
| | PSIO | | Psych -Ind-Org | - | - | - | - | - | 1 | 28 | 29 | |
| | SOC | PSLS | Psych - Develop | - | - | - | - | - | 1 | 25 | 26 | |
| | | PSYC | Psychology | 1 | 92 | 69 | 241 | 321 | - | - | 724 | |
| | | SOC | Sociology | - | 10 | 10 | 27 | 25 | 1 | - | 73 | |
| | | SOCG | Sociology -Genrl | - | 1 | 4 | 6 | 37 | - | - | 48 | |
| | | SW | Sociology -SW | 1 | 10 | 14 | 56 | 46 | - | - | 127 | |
| | | SSCI | CERT | Certificate | - | 3 | 2 | 1 | 2 | 3 | - | 11 |
| | | | SSCI | Social Sciences | - | 3 | 1 | 5 | 10 | - | - | 19 |
| | SSCM | | Social Sci Masters | - | - | - | - | - | - | 24 | 24 | |
| | SSIP | | Soc Sci - B Ind | - | 1 | 8 | 20 | 42 | - | - | 71 | |
| | SSSS | | Soc Sci - A SS | - | - | - | 10 | 29 | - | - | 39 | |
| | SSUN | PRLA | Prelaw | - | 3 | - | 1 | 1 | - | - | 5 | |
| | SW | SWCY | Soc Work -Family | - | - | - | - | - | - | 18 | 18 | |
| | | SWM | Social Work | - | - | - | - | - | 5 | 107 | 112 | |
| | | SWMH | Soc Work -Mental | - | - | - | - | - | - | 10 | 10 | |
| | SBS School Total | | | | 7 | 226 | 215 | 721 | 975 | 17 | 315 | 2,476 |

SIS+ Majors by School and Department - Winter 1996

D5.961.6

| Schl | SIS Dept | Major | Description | FTF | Fresh | Soph | Junior | Senior | PB | Grad | Total |
|--------------------------|----------|-------|----------------|-----|-------|-------|--------|--------|-------|-------|--------|
| UNV | SINT | INTD | Interdisc Stud | - | - | - | - | - | 1 | 35 | 36 |
| | | SINT | Special Major | - | - | 1 | 2 | 12 | - | - | 15 |
| | UDCL | UDCL | Undeclared | 15 | 304 | 135 | 64 | 18 | 57 | 1 | 594 |
| | UNVW | CERT | Certificate | - | 3 | 1 | 2 | 1 | 3 | - | 10 |
| UNIV School Total | | | | 15 | 307 | 137 | 68 | 31 | 61 | 36 | 655 |
| Grand Total | | | | 49 | 1,210 | 1,053 | 2,634 | 3,745 | 1,373 | 1,482 | 11,546 |

SIS+ Majors by School and Department - Fall 1995

D5.954.1

| Schl | SIS Dept | Major | Description | FTF | Fresh | Soph | Junior | Senior | PB | Grad | Total | |
|------|-------------------------|-------|------------------|-----|-------|------|--------|--------|-----|------|-------|-------|
| BPA | ACCT | ACCT | Accounting | 34 | 40 | 56 | 224 | 279 | 3 | - | 636 | |
| | | ACPA | Acct - CPA | - | - | 1 | - | 6 | - | - | 7 | |
| | | BSEC | Business Econ | 3 | 3 | 5 | 10 | 8 | - | - | 29 | |
| | | PRAC | Prof Accounting | - | - | - | - | - | - | 21 | 21 | |
| | ADMN | ADMM | Business Admin | - | - | - | - | - | - | 5 | 83 | 88 |
| | | ADMN | Administration | 70 | 49 | 46 | 117 | 59 | 1 | - | 342 | |
| | | CERT | Certificate | - | 1 | - | - | - | 5 | - | 6 | |
| | FIN | FIN | Finance | - | 4 | 17 | 66 | 153 | 1 | - | 241 | |
| | | FINM | Finance Masters | - | - | - | - | - | 4 | 63 | 67 | |
| | INFO | CISS | Info Mgt - Comp | - | 1 | 3 | 4 | 10 | - | - | 18 | |
| | | INFM | Information Mgt | - | - | - | - | - | 1 | 26 | 27 | |
| | | INFO | Info Management | 6 | 2 | 6 | 38 | 77 | - | - | 129 | |
| | | INMS | Info Mgt - Mgt | - | - | 1 | 2 | 4 | - | - | 7 | |
| | MGMT | INTB | Inter-Nation Bus | 6 | 14 | 18 | 26 | 46 | 1 | - | 111 | |
| | | MGHR | Mgt - HR | 1 | 1 | 3 | 18 | 18 | - | - | 41 | |
| | | MGMT | Management | 17 | 15 | 19 | 43 | 52 | - | - | 146 | |
| | | MGPM | Mgt - Production | - | - | - | - | 1 | - | - | 1 | |
| | | MHRM | Mgt & HR | - | - | - | - | - | - | 20 | 20 | |
| | | MNGG | General Mgt | - | - | 1 | 3 | 52 | - | - | 56 | |
| | | SBMG | Small Bus Mgt | - | 1 | 5 | 14 | 17 | - | - | 37 | |
| | MKTG | MKTG | Marketing | 11 | 10 | 25 | 80 | 154 | 1 | - | 281 | |
| | | MKTM | Marketing | - | - | - | - | - | 1 | 29 | 30 | |
| | MSCI | MSCI | Management Sci | - | - | 2 | 6 | 11 | - | - | 19 | |
| | | PROM | Prod-Oper Mgt | - | - | - | - | - | - | 5 | 5 | |
| | | PROP | Admn Prod-Op Mgt | - | - | 2 | 7 | 5 | - | - | 14 | |
| | PA | PA | Public Admin | 1 | 3 | 5 | 18 | 24 | - | - | 51 | |
| | | PADC | PA - Comp Exam | - | - | - | - | - | - | 2 | 2 | |
| | | PAM | Public Admin | - | - | - | - | - | 4 | 108 | 112 | |
| | BPA School Total | | | | 149 | 144 | 215 | 676 | 976 | 27 | 357 | 2,544 |

SIS+ Majors by School and Department - Fall 1995

D5.954.2

| Schl | SIS Dept | Major | Description | FTF | Fresh | Soph | Junior | Senior | PB | Grad | Total | |
|------|--------------------------|-------|------------------|--------------|----------|----------|-----------|-----------|-----------|--------------|------------|--------------|
| EDU | EADM | EADC | Ed Admin - Comp | - | - | - | - | - | - | 2 | 2 | |
| | | EADM | Educ Admin | - | - | - | - | - | 15 | 73 | 88 | |
| | | EADP | Ed Admin - Proj | - | - | - | - | - | 1 | - | 1 | |
| | | EDSA | Ed - Sch Admin | - | - | - | - | - | - | 1 | 1 | |
| | EBCC | EBCC | Educ Bi-CC | - | - | - | - | - | 3 | 26 | 29 | |
| | | EESL | Educ - TESL | - | - | - | - | - | - | 13 | 13 | |
| | ECLG | CNSE | Counselor Educ | - | - | - | - | - | - | 2 | 2 | |
| | | ECLG | Coun & Guidance | - | - | - | - | - | 3 | 69 | 72 | |
| | | EDCN | Educ Counseling | - | - | - | - | - | - | 28 | 28 | |
| | EDUC | CERT | Certificate | - | - | - | - | - | - | 14 | - | 14 |
| | | CRED | Credential | - | - | - | - | - | - | 1,058 | - | 1,058 |
| | | EDUC | Education | - | - | - | - | - | - | 5 | 20 | 25 |
| | | UCRD | UG Credential | 3 | 6 | 2 | 2 | - | - | - | - | 13 |
| | EELB | EELB | Elementary Educ | - | - | - | - | - | 6 | 38 | 44 | |
| | EENV | EENV | Environmental Ed | - | - | - | - | - | - | 25 | 25 | |
| | ERDG | ERDG | Educ - Reading | - | - | - | - | - | 4 | 70 | 74 | |
| | | RDGC | Reading -Comp Ex | - | - | - | - | - | - | 2 | 2 | |
| | EREH | EREH | Rehab Counseling | - | - | - | - | - | 2 | 50 | 52 | |
| | | ERHC | Rehab Coun -Comp | - | - | - | - | - | - | 1 | 1 | |
| | | ERHP | Rehab Coun -Proj | - | - | - | - | - | - | 1 | 1 | |
| | ESEC | EMDL | Educ-Middle Sch | - | - | - | - | - | - | - | 23 | 23 |
| | | ESEC | Secondary Educ | - | - | - | - | - | - | 1 | 7 | 8 |
| | | SENG | Sec Ed - English | - | - | - | - | - | - | - | 1 | 1 |
| | | SEPE | Sec Ed - PE | - | - | - | - | - | - | - | 2 | 2 |
| | | SESP | Sec Educ - Span | - | - | - | - | - | - | - | 3 | 3 |
| | | SHST | Sec Ed - History | - | - | - | - | - | - | - | 2 | 2 |
| | | ESPE | ESPE | Special Educ | - | - | - | - | - | 18 | 122 | 140 |
| | ETEC | ETEC | Instruct Tech | - | - | - | - | - | 5 | 57 | 62 | |
| | EVOC | EBVE | Vocational Educ | 2 | 3 | 10 | 12 | 13 | - | - | - | 40 |
| | | EVOC | Vocational Educ | - | - | 1 | 4 | 2 | - | - | - | 7 |
| | | EVOM | Voc Educ Masters | - | - | - | - | - | - | - | 13 | 13 |
| | EDUC School Total | | | | 5 | 9 | 13 | 18 | 15 | 1,135 | 651 | 1,846 |

SIS+ Majors by School and Department - Fall 1995

D5.954.3

| Schl | SIS Dept | Major | Description | FTF | Fresh | Soph | Junior | Senior | PB | Grad | Total |
|-------------------------|----------|-------|-------------------|------------|------------|------------|------------|------------|-----------|-----------|--------------|
| HUM | AMST | AMST | American Studies | - | 1 | - | - | 1 | - | - | 2 |
| | ART | ART | Art | 3 | 2 | 5 | 8 | 10 | 2 | - | 30 |
| | | ARTG | Art -Grph Design | 4 | 8 | 10 | 28 | 39 | 1 | - | 90 |
| | | ARTH | Art - History | - | - | - | 4 | 1 | - | - | 5 |
| | | ARTS | Art - Studio Art | 1 | 2 | 2 | 6 | 24 | 1 | - | 36 |
| | | ARTT | Art - Teaching | - | - | - | 7 | 14 | - | - | 21 |
| | COMM | CHUM | Human Comm | - | 1 | 4 | 8 | 20 | - | - | 33 |
| | | CMAS | Mass Comm | - | 13 | 15 | 31 | 55 | 1 | - | 115 |
| | | CMMP | Media Production | - | - | - | 2 | 11 | - | - | 13 |
| | | CMOC | Organizatnl Comm | - | - | - | - | 5 | - | - | 5 |
| | | CMPW | Prof Write-PR | - | - | 1 | 1 | 4 | - | - | 6 |
| | | COMM | Communication | 19 | 12 | 25 | 44 | 32 | - | - | 132 |
| | | CPAR | Public Argument | - | - | 2 | 5 | 1 | - | - | 8 |
| | ENG | ENCW | Creative Writing | 1 | 1 | 8 | 12 | 13 | - | - | 35 |
| | | ENG | English | 14 | 3 | 11 | 55 | 35 | 1 | - | 119 |
| | | ENGC | English Comp | - | - | - | - | - | 6 | 51 | 57 |
| | | ENLT | English Lit | - | 3 | 8 | 36 | 90 | - | - | 137 |
| | | ENSL | Engl Comp - TESL | - | - | - | - | - | 1 | 12 | 13 |
| | FLAN | SPAN | Spanish | - | 4 | 8 | 5 | 18 | - | - | 35 |
| | | SPBS | Spanish - Bus | - | - | - | 1 | - | - | - | 1 |
| | | SPLG | Spanish - Lang | - | 1 | 2 | - | 4 | - | - | 7 |
| | | SPLT | Spanish - Literat | 1 | - | - | 4 | 6 | 2 | - | 13 |
| | FREN | FREN | French | 1 | 2 | 1 | 7 | 6 | - | - | 17 |
| | HUM | CERT | Certificate | - | - | - | - | - | 2 | - | 2 |
| | | HUM | Humanities | - | 1 | - | - | 1 | - | - | 2 |
| | LBST | LBST | Lib Studies | 65 | 58 | 112 | 384 | 429 | 1 | - | 1,049 |
| | | LSBL | Lib St -BiCC Cr | 9 | 7 | 22 | 69 | 101 | - | - | 208 |
| | | LSNC | Lib St - Noncred | - | - | - | 5 | 13 | - | - | 18 |
| | MUS | MGEN | #N/A | - | - | - | 1 | 1 | - | - | 2 |
| | | MPER | Music I Perform | - | - | 1 | - | 1 | - | - | 2 |
| | | MSPL | Music-Spec Educ | - | - | - | 1 | - | - | - | 1 |
| | | MUED | Music II -Educ | 1 | 1 | 1 | 4 | 8 | - | - | 15 |
| | | MUS | Music | 5 | 4 | 5 | 6 | 7 | 1 | - | 28 |
| | PHIL | PHIL | Philosophy | - | - | 5 | 3 | 7 | - | - | 15 |
| | TA | TA | Theatre Arts | 9 | 2 | 1 | 6 | 3 | - | - | 21 |
| | | TACT | TA - Acting | - | 2 | 5 | 5 | 6 | - | - | 18 |
| | | TDES | TA - Design-Tech | - | - | 2 | 1 | 2 | - | - | 5 |
| | | TDLT | TA - Drama Lit | - | - | - | - | 1 | - | - | 1 |
| HUM School Total | | | | 133 | 128 | 256 | 749 | 969 | 19 | 63 | 2,317 |

SIS+ Majors by School and Department - Fall 1995

D5.954.4

| Schl | SIS Dept | Major | Description | FTF | Fresh | Soph | Junior | Senior | PB | Grad | Total | | |
|--------------------------|----------|-----------------|------------------|------------------|------------------|------|--------|--------|----|------|-------|----|-----|
| NS | BIOL | BIOC | Biology -Comp Ex | - | - | - | - | - | - | 1 | 1 | | |
| | | BIOL | Biology | 62 | 37 | 69 | 97 | 168 | 5 | - | 438 | | |
| | | BIOM | Biology Masters | - | - | - | - | - | 3 | 23 | 26 | | |
| | CHEM | CACS | Chemistry - ACS | - | - | - | 3 | 5 | - | - | 8 | | |
| | | CBIO | Chem - Biochem | 2 | 6 | 6 | 13 | 20 | 2 | - | 49 | | |
| | | CHEM | Chemistry | 7 | 3 | 5 | 8 | 19 | - | - | 42 | | |
| | CSCI | CSCI | Computer Science | 26 | 23 | 32 | 54 | 71 | 1 | - | 207 | | |
| | | CSCM | Computer Sci-MS | - | - | - | - | - | 2 | 33 | 35 | | |
| | GEOL | GEOL | Geology | - | 2 | 6 | 8 | 14 | - | - | 30 | | |
| | HSCI | FNTR | FNTR | Foods & Nutrit | 2 | 1 | 10 | 20 | 37 | - | - | 70 | |
| | | | HSAD | Hlth Svcs Admn | - | - | - | - | - | 5 | 24 | 29 | |
| | | | HSCH | HS - Comm Hlth | - | 1 | - | 9 | 15 | - | - | 25 | |
| | | | HSCI | Health Science | 8 | 6 | 6 | 9 | 5 | - | - | 34 | |
| | | | HSEH | HS - Environment | - | 1 | 3 | 7 | 17 | - | - | 28 | |
| | | | HSOA | HS -Health Admin | - | 3 | 5 | 23 | 31 | - | - | 62 | |
| | | | HSSH | HS - School Hlth | - | - | - | 3 | 6 | - | - | 9 | |
| | | | ITEC | INAR | Ind Tech - Ed | - | - | - | 1 | - | - | - | 1 |
| | | | | INMG | Ind Tech -Indust | - | - | - | - | 2 | - | - | 2 |
| | ITEC | Industrial Tech | | - | - | - | - | 2 | - | - | 2 | | |
| | MATH | MATH | Mathematics | 7 | 10 | 13 | 49 | 48 | 2 | - | 129 | | |
| | | MATM | Math Teaching | - | - | - | - | - | - | 1 | 1 | | |
| | | MTHM | Math Masters | - | - | - | - | - | 1 | 26 | 27 | | |
| | NSCI | MATS | Math/Sci Teach | - | - | - | - | - | 1 | 4 | 5 | | |
| | NSUN | PDEN | PDEN | Predentistry | 2 | 2 | - | - | - | 2 | - | 6 | |
| | | | PENG | Preengineering | 8 | 5 | 4 | 1 | 1 | - | - | 19 | |
| | | | PHRM | Prepharmacy | 2 | 4 | 1 | - | 2 | 1 | - | 10 | |
| | | | PMED | Premedicine | 7 | 1 | 5 | - | 1 | 1 | - | 15 | |
| | | | PVET | Prevet Medicine | - | 1 | 2 | - | 1 | - | - | 4 | |
| | | | NURS | NRRN | Nursing - RN | - | - | 1 | - | 1 | 1 | - | 3 |
| | | | | NRSG | Nursing - 4-year | - | - | - | 16 | 88 | 3 | - | 107 |
| PE | PRNR | NURS | Nursing | 46 | 31 | 40 | 46 | 46 | 3 | - | 212 | | |
| | | PRNR | PreNursing | 23 | 11 | 33 | 70 | 13 | 2 | - | 152 | | |
| | | PE | Physical Educ | 9 | 6 | 21 | 53 | 82 | - | - | 171 | | |
| PHYS | PHYS | Physics | - | 4 | 2 | 9 | 9 | - | - | 24 | | | |
| NSCI School Total | | | | 211 | 158 | 264 | 499 | 704 | 35 | 112 | 1,983 | | |

SIS+ Majors by School and Department - Fall 1995

D5.954.5

| Schl | SIS Dept | Major | Description | FTF | Fresh | Soph | Junior | Senior | PB | Grad | Total | |
|------|-------------------------|-------|---------------------|------------------|-------|------|--------|--------|-----|------|-------|-------|
| SBS | ANTH | ANMS | Anthro- Museum | - | - | - | 1 | 4 | - | - | 5 | |
| | | ANTG | Anthropology -A | - | - | 3 | 5 | 19 | - | - | 27 | |
| | | ANTH | Anthropology | 1 | 1 | 3 | 6 | 3 | - | - | 14 | |
| | CJUS | CJPS | Crim Just-ParaLegal | - | 1 | 2 | 4 | 4 | - | - | 11 | |
| | | CJUM | Criminal Justice-MS | - | - | - | - | - | 1 | 26 | 27 | |
| | | CJUS | Criminal Justice | 46 | 21 | 58 | 91 | 95 | 1 | - | 312 | |
| | | CRJC | Crim Just -II NT | - | - | - | - | - | - | 1 | 1 | |
| | ECON | ECON | Economics | 1 | 1 | 6 | 14 | 20 | - | - | 42 | |
| | ENVS | ENVA | Environ St - A | - | 1 | 4 | 13 | 24 | 1 | - | 43 | |
| | | ENVB | Environ St - B | - | - | - | 3 | 15 | - | - | 18 | |
| | | ENVS | Environ Studies | 4 | 2 | 3 | 13 | 9 | - | - | 31 | |
| | GEOG | GEGA | Geography - A | - | - | - | - | 3 | - | - | 3 | |
| | | GEGB | Geography - B | - | - | 1 | 2 | 6 | - | - | 9 | |
| | | GEOG | Geography | - | - | 1 | 7 | 4 | - | - | 12 | |
| | HD | CHLD | Child Development | - | 1 | - | 1 | 2 | - | - | 4 | |
| | | HD | Human Developmnt | - | - | 1 | 3 | 3 | - | - | 7 | |
| | | HDCD | Human Dev -Child | 1 | 3 | 8 | 33 | 47 | - | - | 92 | |
| | | HDGN | Human Dev -Genrl | - | - | 3 | 7 | 8 | - | - | 18 | |
| | | HDGR | Human Dev -Geron | - | - | 1 | 1 | 4 | - | - | 6 | |
| | HIST | HIST | History | 9 | 2 | 5 | 23 | 9 | - | - | 48 | |
| | | HSSS | Hist - Soc Sci Cr | - | - | 4 | 10 | 4 | 1 | - | 19 | |
| | | HSTG | History - B | - | - | 1 | 3 | 9 | 1 | - | 14 | |
| | | HSTT | History - A SS | - | 1 | 3 | 21 | 34 | - | - | 59 | |
| | HSRV | HSRV | Human Services | - | 1 | 3 | 21 | 22 | - | - | 47 | |
| | NTSS | NTSS | National Sec St | - | - | - | - | - | - | 39 | 39 | |
| | PLST | PLMN | Paralegal - Minor | 1 | - | - | - | 1 | - | - | 2 | |
| | PSCI | PLAW | Prelaw Minor | - | 1 | - | 2 | - | - | - | 3 | |
| | | PSCG | Polit Sci - Gen | 5 | 4 | 11 | 31 | 32 | - | - | 83 | |
| | | PSCI | Political Sci | 20 | 11 | 19 | 39 | 34 | - | - | 123 | |
| | | PSSS | Polit Sci - SS | - | - | - | 2 | 4 | - | - | 6 | |
| | | PSYC | PCCC | Psych Clinic -Ex | - | - | - | - | - | - | 6 | 6 |
| | | | PCCT | Psych Clinic -Th | - | - | - | - | - | - | 17 | 17 |
| | | | PEXP | Psych - Exper | - | - | - | - | - | 3 | 28 | 31 |
| | PSIO | | Psych -Ind-Org | - | - | - | - | - | - | 28 | 28 | |
| | PSLS | | Psych - Develop | - | - | - | - | - | 1 | 25 | 26 | |
| | | PSYC | Psychology | 66 | 39 | 92 | 257 | 291 | 1 | - | 746 | |
| | | PSYM | Psychology | - | - | - | - | - | - | 1 | 1 | |
| | SOC | SOC | Sociology | 10 | 6 | 9 | 40 | 26 | - | - | 91 | |
| | | SOCG | Sociology -Genrl | 1 | - | 1 | 5 | 30 | - | - | 37 | |
| | | SW | Sociology -SW | 5 | 5 | 24 | 48 | 40 | - | - | 122 | |
| | SSCI | CERT | Certificate | - | 1 | 1 | 4 | 1 | 2 | - | 9 | |
| | | SSCI | Social Sciences | 2 | 1 | 3 | 8 | 13 | - | - | 27 | |
| | | SSCM | Social Sci Masters | - | - | - | - | - | - | 19 | 19 | |
| | | SSIP | Soc Sci - B Ind | - | 2 | 5 | 13 | 39 | - | - | 59 | |
| | | SSSS | Soc Sci - A SS | - | - | - | 15 | 32 | - | - | 47 | |
| | SSUN | PRLA | Prelaw | 2 | 3 | 2 | 2 | - | - | - | 9 | |
| | SW | SWCY | Soc Work -Family | - | - | - | - | - | - | 16 | 16 | |
| | | SWM | Social Work | - | - | - | - | - | 4 | 117 | 121 | |
| | | SWMH | Soc Work -Mental | - | - | - | - | - | - | 5 | 5 | |
| | SBS School Total | | | | 174 | 108 | 277 | 748 | 891 | 16 | 328 | 2,542 |

SIS+ Majors by School and Department - Fall 1995

D5.954.6

| Schl | SIS Dept | Major | Description | FTF | Fresh | Soph | Junior | Senior | PB | Grad | Total |
|--------------------------|----------|-------|----------------|-----|-------|-------|--------|--------|-------|-------|--------|
| UNV | SINT | INTD | Interdisc Stud | - | - | - | - | - | 8 | 36 | 44 |
| | | SINT | Special Major | - | - | - | 3 | 11 | - | - | 14 |
| | UDCL | UDCL | Undeclared | 244 | 151 | 123 | 56 | 25 | 62 | - | 661 |
| | UNVW | CERT | Certificate | - | 1 | - | 4 | - | 9 | - | 14 |
| UNIV School Total | | | | 244 | 152 | 123 | 63 | 36 | 79 | 36 | 733 |
| Grand Total | | | | 916 | 699 | 1,148 | 2,753 | 3,591 | 1,311 | 1,547 | 11,965 |

Ethnic.xls: Ethnicity

| Sheet (Tab) | Page Index | Description |
|-------------|------------|--|
| Contents | E0 | This worksheet. |
| FallDetail | E1 | Enrollment by Detailed Ethnicity (Fall Term) since 1984. |
| Trends | E2 | Trends in Minority Enrollment (Number and Percent of Total) |
| ClassLevel | E3 | Fall Term Enrollment by Ethnicity within Class Level since 1988. |
| Major | E4 | Enrollment by Aggregated Ethnicity and Major (Fall Term). |

| Workbooks | Code | Statistics on... |
|-------------------|----------|---|
| TermSum.xls | B | Enrollment and FTES for the University as a whole |
| Discipln.xls | C | FTES Generated by Discipline |
| Majors.xls | D | Student Majors |
| Ethnic.xls | E | Ethnicity |
| Grads.xls | F | Graduates |
| NewSt.xls | G | New Students |

Technical Notes

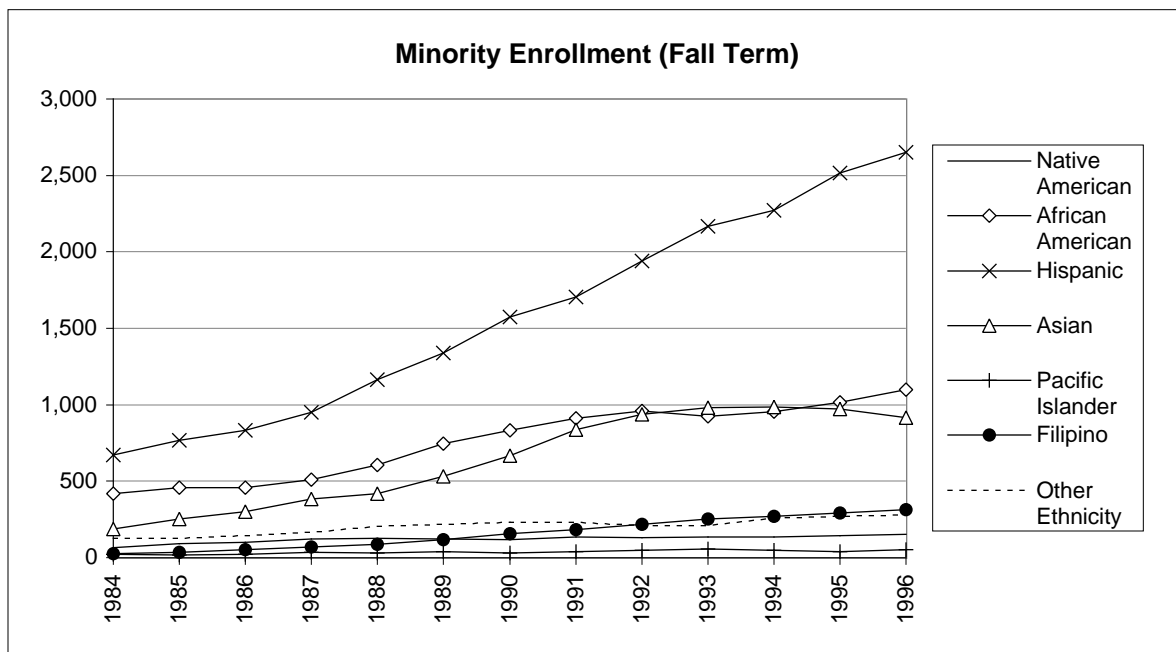
1. The typefaces used for these tables and graphs are Arial and Arial Narrow. They are standard for the Windows operating system and correspond to Helvetica on both the Macintosh and laser printers.
2. "Page Index" is used together with the term code for numbering the printed versions of worksheets. Eg. "E1.944" would be the Summary as of Fall, 1994.
3. All of the tabular data from the earlier printed version of the Statistical Factbook has been included in these worksheets. Fewer graphs have been routinely included. However, Excel offers many options for generating custom graphs from these tables.
4. Some cells in this workbook contain array formulas. Calculations for cells reflecting future terms may return spurious errors. The text in those cells has been colored white to suppress the display of contents.

| ETHNIC GROUP | # | Enrollment by Ethnicity (Fall Term) | | | | | | | | | | | | |
|-------------------------|---|-------------------------------------|--------------|--------------|--------------|--------------|---------------|---------------|---------------|---------------|---------------|---------------|---------------|---------------|
| | | 1984 | 1985 | 1986 | 1987 | 1988 | 1989 | 1990 | 1991 | 1992 | 1993 | 1994 | 1995 | 1996 |
| Native American | 1 | 65 | 91 | 100 | 123 | 127 | 121 | 117 | 135 | 130 | 133 | 134 | 142 | 151 |
| African American | 2 | 418 | 459 | 458 | 512 | 605 | 747 | 834 | 911 | 958 | 924 | 954 | 1018 | 1099 |
| Hispanic | | | | | | | | | | | | | | |
| Mexican American | 3 | 520 | 614 | 641 | 741 | 925 | 1,073 | 1,268 | 1,371 | 1,558 | 1,704 | 1799 | 1986 | 2097 |
| Central American | A | - | - | - | - | - | 28 | 67 | 80 | 86 | 99 | 100 | 109 | 120 |
| South American | B | - | - | - | - | - | 23 | 67 | 55 | 66 | 71 | 75 | 81 | 85 |
| Puerto Rican | P | - | - | - | - | - | - | - | 24 | 39 | 49 | 47 | 59 | 59 |
| Cuban | Q | - | - | - | - | - | - | - | 9 | 10 | 19 | 21 | 18 | 20 |
| Other Hispanic | 4 | 153 | 154 | 193 | 211 | 238 | 214 | 174 | 164 | 183 | 223 | 228 | 262 | 271 |
| Hispanic | | 673 | 768 | 834 | 952 | 1,163 | 1,338 | 1,576 | 1,703 | 1,942 | 2,165 | 2,270 | 2,515 | 2,652 |
| Asian | | | | | | | | | | | | | | |
| Chinese | C | - | - | - | - | - | 51 | 162 | 275 | 320 | 329 | 296 | 260 | 237 |
| Japanese | J | - | - | - | - | - | 30 | 87 | 107 | 123 | 105 | 109 | 98 | 88 |
| Korean | K | - | - | - | - | - | 22 | 46 | 68 | 80 | 88 | 89 | 89 | 79 |
| Laotian | L | - | - | - | - | - | - | - | 9 | 10 | 22 | 25 | 31 | 32 |
| Cambodian | M | - | - | - | - | - | - | - | 10 | 13 | 22 | 28 | 29 | 32 |
| Asian Indian | R | - | - | - | - | - | - | - | 15 | 36 | 55 | 65 | 72 | 66 |
| Thai | T | - | - | - | - | - | - | - | 30 | 45 | 51 | 71 | 73 | 70 |
| Vietnamese | V | - | - | - | - | - | - | - | 40 | 82 | 116 | 152 | 177 | 186 |
| Other SE Asian | S | - | - | - | - | - | 40 | 117 | 101 | 89 | 86 | 60 | 42 | 43 |
| Other Asian | 5 | 187 | 252 | 301 | 385 | 420 | 388 | 253 | 182 | 138 | 107 | 92 | 101 | 82 |
| Asian | | 187 | 252 | 301 | 385 | 420 | 531 | 665 | 837 | 936 | 981 | 987 | 972 | 915 |
| Pacific Islander | | | | | | | | | | | | | | |
| Guamanian | G | - | - | - | - | - | - | - | 2 | 5 | 7 | 5 | 5 | 6 |
| Hawaiian | H | - | - | - | - | - | - | - | 3 | 8 | 13 | 9 | 11 | 13 |
| Samoan | N | - | - | - | - | - | - | - | 7 | 9 | 11 | 12 | 11 | 13 |
| Other Pac Islander | 6 | 21 | 18 | 23 | 34 | 30 | 40 | 29 | 28 | 27 | 27 | 23 | 13 | 20 |
| Pacific Islander | | 21 | 18 | 23 | 34 | 30 | 40 | 29 | 40 | 49 | 58 | 49 | 40 | 52 |
| White | 7 | 4,096 | 4,546 | 5,265 | 5,832 | 6,688 | 7,287 | 7,711 | 7,772 | 7,214 | 6,526 | 6050 | 5826 | 5839 |
| Filipino | F | 28 | 37 | 52 | 68 | 87 | 116 | 159 | 184 | 219 | 254 | 269 | 293 | 316 |
| Other Ethnicity | 8 | 127 | 125 | 144 | 164 | 203 | 220 | 233 | 233 | 208 | 210 | 258 | 270 | 277 |
| TOTAL Identified | | 5,615 | 6,296 | 7,177 | 8,070 | 9,323 | 10,400 | 11,324 | 11,815 | 11,656 | 11,251 | 10,971 | 11,076 | 11,301 |
| No Response | 9 | - | - | - | - | - | 21 | 14 | 167 | 313 | 372 | 444 | 451 | 456 |
| Decline to State | D | 232 | 217 | 246 | 296 | 350 | 452 | 589 | 579 | 516 | 498 | 449 | 430 | 396 |
| Unknown Total | | 232 | 217 | 246 | 296 | 350 | 473 | 603 | 746 | 829 | 870 | 893 | 881 | 852 |
| TOTAL Enrolled | | 5,847 | 6,513 | 7,423 | 8,366 | 9,673 | 10,873 | 11,927 | 12,561 | 12,485 | 12,121 | 11,864 | 11,957 | 12,153 |

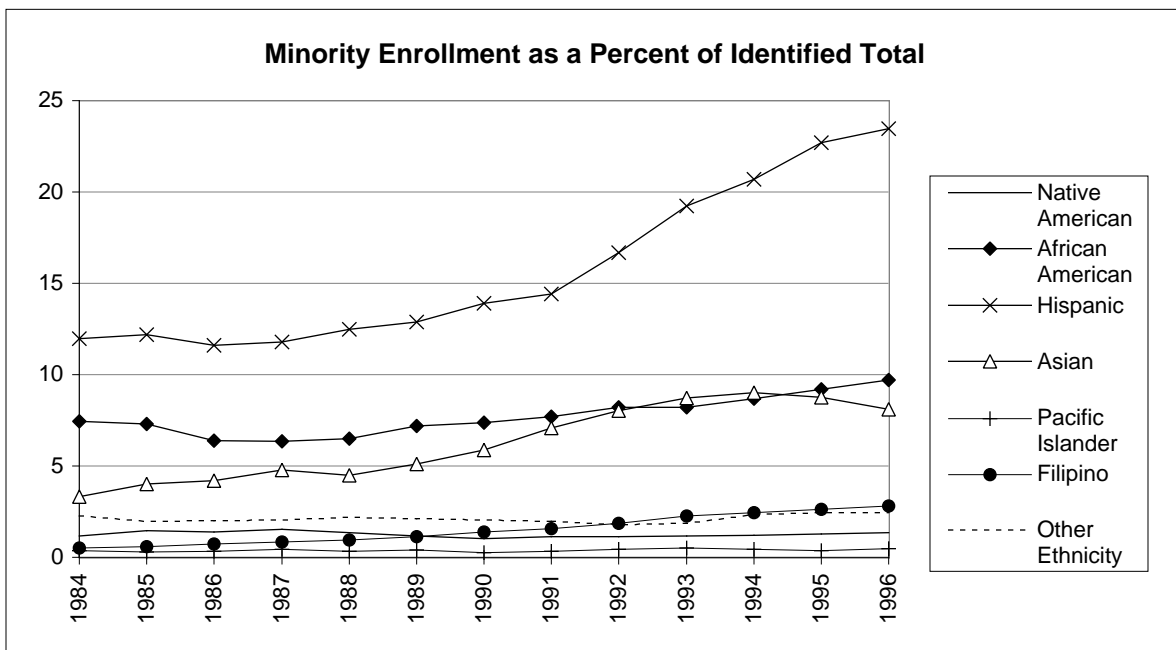
* Note: Data reflects ethnic codes in use when student applied and have typically not been updated to reflect the more detailed codes listed on the current application form.

| ETHNIC GROUP | # | Percent of IDENTIFIED Ethnicity (Fall Term) | | | | | | | | | | % | % | |
|-------------------------|---|---|-------|-------|-------|-------|-------|-------|-------|-------|-------|-------|-------|-------|
| | | 1984 | 1985 | 1986 | 1987 | 1988 | 1989 | 1990 | 1991 | 1992 | 1993 | 1994 | 1995 | 1996 |
| Native American | 1 | 1.2 | 1.4 | 1.4 | 1.5 | 1.4 | 1.2 | 1.0 | 1.1 | 1.1 | 1.2 | 1.2 | 1.3 | 1.3 |
| African American | 2 | 7.4 | 7.3 | 6.4 | 6.3 | 6.5 | 7.2 | 7.4 | 7.7 | 8.2 | 8.2 | 8.7 | 9.2 | 9.7 |
| Hispanic | | | | | | | | | | | | | | |
| Mexican American | 3 | 9.3 | 9.8 | 8.9 | 9.2 | 9.9 | 10.3 | 11.2 | 11.6 | 13.4 | 15.1 | 16.4 | 17.9 | 18.6 |
| Central American | A | - | - | - | - | - | 0.3 | 0.6 | 0.7 | 0.7 | 0.9 | 0.9 | 1.0 | 1.1 |
| South American | B | - | - | - | - | - | 0.2 | 0.6 | 0.5 | 0.6 | 0.6 | 0.7 | 0.7 | 0.8 |
| Puerto Rican | P | - | - | - | - | - | - | - | 0.2 | 0.3 | 0.4 | 0.4 | 0.5 | 0.5 |
| Cuban | Q | - | - | - | - | - | - | - | 0.1 | 0.1 | 0.2 | 0.2 | 0.2 | 0.2 |
| Other Hispanic | 4 | 2.7 | 2.4 | 2.7 | 2.6 | 2.6 | 2.1 | 1.5 | 1.4 | 1.6 | 2.0 | 2.1 | 2.4 | 2.4 |
| Hispanic | | 12.0 | 12.2 | 11.6 | 11.8 | 12.5 | 12.9 | 13.9 | 14.4 | 16.7 | 19.2 | 20.7 | 22.7 | 23.5 |
| Asian | | | | | | | | | | | | | | |
| Chinese | C | - | - | - | - | - | 0.5 | 1.4 | 2.3 | 2.7 | 2.9 | 2.7 | 2.3 | 2.1 |
| Japanese | J | - | - | - | - | - | 0.3 | 0.8 | 0.9 | 1.1 | 0.9 | 1.0 | 0.9 | 0.8 |
| Korean | K | - | - | - | - | - | 0.2 | 0.4 | 0.6 | 0.7 | 0.8 | 0.8 | 0.8 | 0.7 |
| Laotian | L | - | - | - | - | - | - | - | 0.1 | 0.1 | 0.2 | 0.2 | 0.3 | 0.3 |
| Cambodian | M | - | - | - | - | - | - | - | 0.1 | 0.1 | 0.2 | 0.3 | 0.3 | 0.3 |
| Asian Indian | R | - | - | - | - | - | - | - | 0.1 | 0.3 | 0.5 | 0.6 | 0.7 | 0.6 |
| Thai | T | - | - | - | - | - | - | - | 0.3 | 0.4 | 0.5 | 0.6 | 0.7 | 0.6 |
| Vietnamese | V | - | - | - | - | - | - | - | 0.3 | 0.7 | 1.0 | 1.4 | 1.6 | 1.6 |
| Other SE Asian | S | - | - | - | - | - | 0.4 | 1.0 | 0.9 | 0.8 | 0.8 | 0.5 | 0.4 | 0.4 |
| Other Asian | 5 | 3.3 | 4.0 | 4.2 | 4.8 | 4.5 | 3.7 | 2.2 | 1.5 | 1.2 | 1.0 | 0.8 | 0.9 | 0.7 |
| Asian | | 3.3 | 4.0 | 4.2 | 4.8 | 4.5 | 5.1 | 5.9 | 7.1 | 8.0 | 8.7 | 9.0 | 8.8 | 8.1 |
| Pacific Islander | | | | | | | | | | | | | | |
| Guamanian | G | - | - | - | - | - | - | - | 0.0 | 0.0 | 0.1 | 0.0 | 0.0 | 0.1 |
| Hawaiian | H | - | - | - | - | - | - | - | 0.0 | 0.1 | 0.1 | 0.1 | 0.1 | 0.1 |
| Samoan | N | - | - | - | - | - | - | - | 0.1 | 0.1 | 0.1 | 0.1 | 0.1 | 0.1 |
| Other Pac Islander | 6 | 0.4 | 0.3 | 0.3 | 0.4 | 0.3 | 0.4 | 0.3 | 0.2 | 0.2 | 0.2 | 0.2 | 0.1 | 0.2 |
| Pacific Islander | | 0.4 | 0.3 | 0.3 | 0.4 | 0.3 | 0.4 | 0.3 | 0.3 | 0.4 | 0.5 | 0.4 | 0.4 | 0.5 |
| White | 7 | 72.9 | 72.2 | 73.4 | 72.3 | 71.7 | 70.1 | 68.1 | 65.8 | 61.9 | 58.0 | 55.1 | 52.6 | 51.7 |
| Filipino | F | 0.5 | 0.6 | 0.7 | 0.8 | 0.9 | 1.1 | 1.4 | 1.6 | 1.9 | 2.3 | 2.5 | 2.6 | 2.8 |
| Other Ethnicity | 8 | 2.3 | 2.0 | 2.0 | 2.0 | 2.2 | 2.1 | 2.1 | 2.0 | 1.8 | 1.9 | 2.4 | 2.4 | 2.5 |
| TOTAL Identified | | 100.0 | 100.0 | 100.0 | 100.0 | 100.0 | 100.0 | 100.0 | 100.0 | 100.0 | 100.0 | 100.0 | 100.0 | 100.0 |
| | | "No Response" and "Decline to State" as a percentage of total enrolled: | | | | | | | | | | | | |
| No Response | 9 | 0.0 | 0.0 | 0.0 | 0.0 | 0.0 | 0.2 | 0.1 | 1.3 | 2.5 | 3.1 | 3.7 | 3.8 | 3.8 |
| Decline to State | D | 4.0 | 3.3 | 3.3 | 3.5 | 3.6 | 4.2 | 4.9 | 4.6 | 4.1 | 4.1 | 3.8 | 3.6 | 3.3 |
| Unknown Total | | 4.0 | 3.3 | 3.3 | 3.5 | 3.6 | 4.4 | 5.1 | 5.9 | 6.6 | 7.2 | 7.5 | 7.4 | 7.0 |
| TOTAL Enrolled | | | | | | | | | | | | | | |

* Note: Data reflects ethnic codes in use when student applied and have typically not been updated to reflect the more detailed codes listed on the current application form.



| Ethnic Group | 1984 | 1985 | 1986 | 1987 | 1988 | 1989 | 1990 | 1991 | 1992 | 1993 | 1994 | 1995 | 1996 |
|------------------|------|------|------|------|-------|-------|-------|-------|-------|-------|-------|-------|-------|
| Native American | 65 | 91 | 100 | 123 | 127 | 121 | 117 | 135 | 130 | 133 | 134 | 142 | 151 |
| African American | 418 | 459 | 458 | 512 | 605 | 747 | 834 | 911 | 958 | 924 | 954 | 1,018 | 1,099 |
| Hispanic | 673 | 768 | 834 | 952 | 1,163 | 1,338 | 1,576 | 1,703 | 1,942 | 2,165 | 2,270 | 2,515 | 2,652 |
| Asian | 187 | 252 | 301 | 385 | 420 | 531 | 665 | 837 | 936 | 981 | 987 | 972 | 915 |
| Pacific Islander | 21 | 18 | 23 | 34 | 30 | 40 | 29 | 40 | 49 | 58 | 49 | 40 | 52 |
| Filipino | 28 | 37 | 52 | 68 | 87 | 116 | 159 | 184 | 219 | 254 | 269 | 293 | 316 |
| Other Ethnicity | 127 | 125 | 144 | 164 | 203 | 220 | 233 | 233 | 208 | 210 | 258 | 270 | 277 |



| Ethnic Group | 1984 | 1985 | 1986 | 1987 | 1988 | 1989 | 1990 | 1991 | 1992 | 1993 | 1994 | 1995 | 1996 |
|------------------|-------|-------|-------|-------|-------|-------|-------|-------|-------|-------|-------|-------|-------|
| Native American | 1.16 | 1.45 | 1.39 | 1.52 | 1.36 | 1.16 | 1.03 | 1.14 | 1.12 | 1.18 | 1.22 | 1.28 | 1.34 |
| African American | 7.44 | 7.29 | 6.38 | 6.34 | 6.49 | 7.18 | 7.36 | 7.71 | 8.22 | 8.21 | 8.70 | 9.19 | 9.72 |
| Hispanic | 11.99 | 12.20 | 11.62 | 11.80 | 12.47 | 12.87 | 13.92 | 14.41 | 16.66 | 19.24 | 20.69 | 22.71 | 23.47 |
| Asian | 3.33 | 4.00 | 4.19 | 4.77 | 4.50 | 5.11 | 5.87 | 7.08 | 8.03 | 8.72 | 9.00 | 8.78 | 8.10 |
| Pacific Islander | 0.37 | 0.29 | 0.32 | 0.42 | 0.32 | 0.38 | 0.26 | 0.34 | 0.42 | 0.52 | 0.45 | 0.36 | 0.46 |
| Filipino | 0.50 | 0.59 | 0.72 | 0.84 | 0.93 | 1.12 | 1.40 | 1.56 | 1.88 | 2.26 | 2.45 | 2.65 | 2.80 |
| Other Ethnicity | 2.26 | 1.99 | 2.01 | 2.03 | 2.18 | 2.12 | 2.06 | 1.97 | 1.78 | 1.87 | 2.35 | 2.44 | 2.45 |

Percentage of Fall Enrollment by Ethnicity within Class Level

The following series of tables show the trends in the ethnic composition of the CSUSB student body over the last eight years. The first two pages give the percentage of students within a class level and fall term who were identified as belonging to a specific ethnic group (as defined for the most recent equity reporting). Foreign students and those with unknown ethnicity are included with the "other" group. The last two pages give the actual enrollment.

The strongest trend, evident at all class levels, is the increase in the percentage of minority students. These tables may also provide a crude estimate of retention. While not based on cohorts, it is still interesting to compare the relative percentages of FTF and Juniors with the next years' percentages of Sophomores and Seniors.

| Native American | Fall 88 | Fall 89 | Fall 90 | Fall 91 | Fall 92 | Fall 93 | Fall 94 | Fall 95 | Fall 96 |
|------------------------|----------------|----------------|----------------|----------------|----------------|----------------|----------------|----------------|----------------|
| 0 - FTF | 1.1 | 1.6 | 1.1 | .6 | 1.1 | 1.6 | 1.1 | 1.3 | .6 |
| 1 - Fresh | 1.3 | 1.2 | .8 | 1.2 | .9 | 1.1 | 1.1 | 1.5 | 1.5 |
| 2 - Soph | 1.1 | 1.0 | 1.3 | .6 | 1.0 | 1.2 | 1.2 | 1.1 | 1.3 |
| 3 - Junior | 1.1 | 1.1 | 1.0 | 1.2 | .8 | .9 | 1.1 | 1.3 | 1.5 |
| 4 - Senior | 1.5 | 1.0 | .8 | 1.2 | 1.2 | 1.0 | 1.0 | 1.1 | 1.3 |
| 5 - PostBac | 1.6 | 1.2 | .9 | 1.2 | 1.4 | 1.4 | 1.1 | 1.3 | 1.3 |
| 6 - Graduate | 1.2 | .8 | 1.3 | .9 | .8 | 1.0 | 1.5 | 1.1 | .7 |
| All Levels | 1.3 | 1.1 | 1.0 | 1.1 | 1.0 | 1.1 | 1.1 | 1.2 | 1.2 |

| African-American | Fall 88 | Fall 89 | Fall 90 | Fall 91 | Fall 92 | Fall 93 | Fall 94 | Fall 95 | Fall 96 |
|-------------------------|----------------|----------------|----------------|----------------|----------------|----------------|----------------|----------------|----------------|
| 0 - FTF | 9.6 | 9.5 | 8.9 | 11.0 | 9.8 | 8.0 | 8.8 | 10.6 | 12.0 |
| 1 - Fresh | 10.4 | 9.0 | 9.4 | 8.4 | 12.3 | 11.6 | 10.0 | 9.5 | 10.7 |
| 2 - Soph | 5.7 | 8.5 | 8.3 | 8.2 | 7.8 | 10.3 | 9.6 | 9.0 | 9.1 |
| 3 - Junior | 6.5 | 6.6 | 7.8 | 7.8 | 7.7 | 7.6 | 8.6 | 8.8 | 9.4 |
| 4 - Senior | 6.0 | 6.2 | 6.3 | 7.2 | 8.1 | 7.9 | 7.6 | 8.5 | 8.8 |
| 5 - PostBac | 4.2 | 5.0 | 4.7 | 5.0 | 5.4 | 4.6 | 5.5 | 5.0 | 6.2 |
| 6 - Graduate | 3.8 | 6.4 | 5.6 | 5.5 | 5.7 | 5.4 | 7.9 | 8.7 | 8.7 |
| All Levels | 6.2 | 6.8 | 6.9 | 7.2 | 7.7 | 7.6 | 8.0 | 8.5 | 9.0 |

| Mexican-American | Fall 88 | Fall 89 | Fall 90 | Fall 91 | Fall 92 | Fall 93 | Fall 94 | Fall 95 | Fall 96 |
|-------------------------|----------------|----------------|----------------|----------------|----------------|----------------|----------------|----------------|----------------|
| 0 - FTF | 13.9 | 18.6 | 18.7 | 19.5 | 21.1 | 22.9 | 25.6 | 26.0 | 24.3 |
| 1 - Fresh | 12.7 | 13.1 | 16.9 | 16.2 | 16.9 | 19.4 | 21.8 | 25.0 | 26.0 |
| 2 - Soph | 11.6 | 10.7 | 12.2 | 15.1 | 15.7 | 16.4 | 16.7 | 18.3 | 20.5 |
| 3 - Junior | 8.9 | 9.2 | 10.4 | 11.5 | 13.8 | 15.7 | 15.5 | 16.2 | 17.0 |
| 4 - Senior | 9.4 | 9.5 | 9.3 | 8.7 | 10.6 | 12.5 | 14.8 | 15.4 | 15.7 |
| 5 - PostBac | 7.7 | 6.5 | 7.8 | 7.5 | 9.6 | 11.6 | 11.2 | 17.0 | 17.2 |
| 6 - Graduate | 5.2 | 7.2 | 5.5 | 5.5 | 6.9 | 6.6 | 9.2 | 9.0 | 9.6 |
| All Levels | 9.6 | 9.9 | 10.6 | 10.9 | 12.5 | 14.0 | 15.1 | 16.5 | 17.2 |

Percentage of Fall Enrollment by Ethnicity within Class Level

| Other Hispanic | Fall 88 | Fall 89 | Fall 90 | Fall 91 | Fall 92 | Fall 93 | Fall 94 | Fall 95 | Fall 96 |
|-----------------------|----------------|----------------|----------------|----------------|----------------|----------------|----------------|----------------|----------------|
| 0 - FTF | 1.7 | 2.0 | 2.0 | 4.5 | 4.8 | 7.7 | 5.5 | 6.5 | 6.7 |
| 1 - Fresh | 4.2 | 1.9 | 2.2 | 2.2 | 4.6 | 5.2 | 7.5 | 5.3 | 5.7 |
| 2 - Soph | 1.8 | 2.9 | 2.3 | 2.6 | 3.2 | 4.6 | 4.1 | 4.6 | 5.3 |
| 3 - Junior | 2.7 | 2.2 | 2.5 | 2.3 | 2.8 | 4.1 | 4.4 | 4.3 | 4.8 |
| 4 - Senior | 3.0 | 2.7 | 3.0 | 2.8 | 3.0 | 2.9 | 3.3 | 4.6 | 4.4 |
| 5 - PostBac | 1.5 | 2.3 | 2.5 | 1.8 | 2.4 | 3.0 | 3.3 | 4.1 | 3.7 |
| 6 - Graduate | 2.3 | 2.6 | 2.9 | 3.0 | 2.4 | 2.4 | 2.4 | 2.5 | 2.8 |
| All Levels | 2.4 | 2.4 | 2.5 | 2.6 | 3.0 | 3.8 | 3.9 | 4.4 | 4.5 |

| Asian & Pacific Isl. | Fall 88 | Fall 89 | Fall 90 | Fall 91 | Fall 92 | Fall 93 | Fall 94 | Fall 95 | Fall 96 |
|---------------------------------|----------------|----------------|----------------|----------------|----------------|----------------|----------------|----------------|----------------|
| 0 - FTF | 6.0 | 7.7 | 8.4 | 8.3 | 11.6 | 13.7 | 11.7 | 10.0 | 10.9 |
| 1 - Fresh | 5.1 | 7.2 | 7.4 | 8.6 | 7.9 | 12.2 | 12.9 | 13.7 | 9.9 |
| 2 - Soph | 4.5 | 5.6 | 6.6 | 7.0 | 8.6 | 8.4 | 10.1 | 9.6 | 11.2 |
| 3 - Junior | 2.8 | 4.3 | 4.7 | 5.7 | 6.6 | 7.6 | 7.8 | 8.4 | 8.1 |
| 4 - Senior | 4.9 | 3.9 | 4.8 | 5.4 | 5.7 | 7.0 | 8.0 | 8.2 | 8.6 |
| 5 - PostBac | 2.8 | 2.7 | 2.9 | 3.4 | 2.8 | 3.4 | 3.1 | 3.9 | 3.9 |
| 6 - Graduate | 3.0 | 2.4 | 2.9 | 3.7 | 5.2 | 5.7 | 5.8 | 5.3 | 5.5 |
| All Levels | 3.9 | 4.4 | 4.9 | 5.5 | 6.2 | 7.4 | 7.8 | 8.0 | 8.0 |

| White | Fall 88 | Fall 89 | Fall 90 | Fall 91 | Fall 92 | Fall 93 | Fall 94 | Fall 95 | Fall 96 |
|--------------|----------------|----------------|----------------|----------------|----------------|----------------|----------------|----------------|----------------|
| 0 - FTF | 62.5 | 55.5 | 52.4 | 47.9 | 43.6 | 40.3 | 38.3 | 36.1 | 37.0 |
| 1 - Fresh | 59.9 | 60.3 | 54.3 | 51.3 | 45.9 | 41.5 | 38.6 | 36.2 | 35.9 |
| 2 - Soph | 68.2 | 63.4 | 62.1 | 56.2 | 51.7 | 46.5 | 47.8 | 46.6 | 42.5 |
| 3 - Junior | 70.2 | 67.0 | 63.9 | 61.2 | 56.2 | 50.6 | 48.8 | 48.7 | 46.5 |
| 4 - Senior | 68.2 | 68.5 | 66.4 | 64.4 | 59.7 | 56.2 | 51.2 | 48.6 | 48.9 |
| 5 - PostBac | 73.5 | 72.2 | 71.2 | 68.9 | 67.7 | 63.9 | 64.7 | 57.0 | 58.4 |
| 6 - Graduate | 74.5 | 73.0 | 69.9 | 67.1 | 61.6 | 62.4 | 55.7 | 56.0 | 54.8 |
| All Levels | 69.0 | 66.9 | 64.5 | 61.7 | 57.6 | 53.6 | 50.9 | 48.6 | 47.9 |

| All Others Incl. Foreign | Fall 88 | Fall 89 | Fall 90 | Fall 91 | Fall 92 | Fall 93 | Fall 94 | Fall 95 | Fall 96 |
|---------------------------------|----------------|----------------|----------------|----------------|----------------|----------------|----------------|----------------|----------------|
| 0 - FTF | 5.3 | 5.2 | 8.5 | 8.2 | 7.9 | 5.7 | 9.0 | 9.6 | 8.4 |
| 1 - Fresh | 6.3 | 7.3 | 9.1 | 12.0 | 11.4 | 9.0 | 8.1 | 8.8 | 10.3 |
| 2 - Soph | 7.2 | 7.9 | 7.2 | 10.4 | 12.0 | 12.6 | 10.6 | 10.8 | 10.1 |
| 3 - Junior | 7.6 | 9.6 | 9.7 | 10.3 | 12.1 | 13.5 | 13.9 | 12.3 | 12.8 |
| 4 - Senior | 7.0 | 8.2 | 9.5 | 10.1 | 11.7 | 12.5 | 14.0 | 13.7 | 12.2 |
| 5 - PostBac | 8.8 | 10.1 | 10.0 | 12.2 | 10.7 | 12.0 | 11.2 | 11.7 | 9.4 |
| 6 - Graduate | 9.9 | 7.7 | 12.0 | 14.3 | 17.5 | 16.5 | 17.5 | 17.5 | 17.9 |
| All Levels | 7.5 | 8.5 | 9.5 | 11.0 | 12.0 | 12.4 | 13.1 | 12.8 | 12.1 |

Fall Term Enrollment by Ethnicity within Class Level

| University Total | Fall 88 | Fall 89 | Fall 90 | Fall 91 | Fall 92 | Fall 93 | Fall 94 | Fall 95 | Fall 96 |
|-------------------------|----------------|----------------|----------------|----------------|----------------|----------------|----------------|----------------|----------------|
| 0 - FTF | 835 | 951 | 908 | 881 | 786 | 737 | 726 | 878 | 942 |
| 1 - Fresh | 741 | 833 | 1,005 | 893 | 797 | 756 | 738 | 737 | 845 |
| 2 - Soph | 1,030 | 1,313 | 1,381 | 1,528 | 1,412 | 1,338 | 1,099 | 1,139 | 1,201 |
| 3 - Junior | 2,185 | 2,212 | 2,612 | 2,820 | 2,926 | 2,887 | 2,834 | 2,753 | 2,544 |
| 4 - Senior | 2,265 | 2,605 | 2,687 | 2,928 | 3,277 | 3,472 | 3,618 | 3,593 | 3,562 |
| 5 - PostBac | 2,044 | 2,334 | 2,424 | 2,439 | 2,067 | 1,744 | 1,415 | 1,278 | 1,512 |
| 6 - Graduate | 573 | 625 | 910 | 1,072 | 1,220 | 1,187 | 1,434 | 1,579 | 1,547 |
| All Levels | 9,673 | 10,873 | 11,927 | 12,561 | 12,485 | 12,121 | 11,864 | 11,957 | 12,153 |

| Native American | Fall 88 | Fall 89 | Fall 90 | Fall 91 | Fall 92 | Fall 93 | Fall 94 | Fall 95 | Fall 96 |
|------------------------|----------------|----------------|----------------|----------------|----------------|----------------|----------------|----------------|----------------|
| 0 - FTF | 9 | 15 | 10 | 5 | 9 | 12 | 8 | 11 | 6 |
| 1 - Fresh | 10 | 10 | 8 | 11 | 7 | 8 | 8 | 11 | 13 |
| 2 - Soph | 11 | 13 | 18 | 9 | 14 | 16 | 13 | 13 | 16 |
| 3 - Junior | 24 | 25 | 25 | 35 | 24 | 25 | 31 | 36 | 38 |
| 4 - Senior | 34 | 26 | 22 | 36 | 38 | 36 | 37 | 38 | 48 |
| 5 - PostBac | 32 | 27 | 22 | 29 | 28 | 24 | 15 | 16 | 19 |
| 6 - Graduate | 7 | 5 | 12 | 10 | 10 | 12 | 22 | 17 | 11 |
| All Levels | 127 | 121 | 117 | 135 | 130 | 133 | 134 | 142 | 151 |

| African-American | Fall 88 | Fall 89 | Fall 90 | Fall 91 | Fall 92 | Fall 93 | Fall 94 | Fall 95 | Fall 96 |
|-------------------------|----------------|----------------|----------------|----------------|----------------|----------------|----------------|----------------|----------------|
| 0 - FTF | 80 | 90 | 81 | 97 | 77 | 59 | 64 | 93 | 113 |
| 1 - Fresh | 77 | 75 | 94 | 75 | 98 | 88 | 74 | 70 | 90 |
| 2 - Soph | 59 | 112 | 114 | 125 | 110 | 138 | 106 | 103 | 109 |
| 3 - Junior | 143 | 146 | 204 | 219 | 225 | 220 | 244 | 243 | 239 |
| 4 - Senior | 135 | 161 | 169 | 212 | 265 | 273 | 275 | 304 | 315 |
| 5 - PostBac | 85 | 117 | 115 | 121 | 112 | 81 | 78 | 64 | 93 |
| 6 - Graduate | 22 | 40 | 51 | 59 | 69 | 64 | 113 | 137 | 134 |
| All Levels | 601 | 741 | 828 | 908 | 956 | 923 | 954 | 1,014 | 1,093 |

| Mexican-American | Fall 88 | Fall 89 | Fall 90 | Fall 91 | Fall 92 | Fall 93 | Fall 94 | Fall 95 | Fall 96 |
|-------------------------|----------------|----------------|----------------|----------------|----------------|----------------|----------------|----------------|----------------|
| 0 - FTF | 116 | 177 | 170 | 172 | 166 | 169 | 186 | 228 | 229 |
| 1 - Fresh | 94 | 109 | 170 | 145 | 135 | 147 | 161 | 184 | 220 |
| 2 - Soph | 119 | 140 | 168 | 230 | 221 | 220 | 183 | 208 | 246 |
| 3 - Junior | 195 | 203 | 272 | 325 | 404 | 452 | 438 | 445 | 432 |
| 4 - Senior | 214 | 247 | 250 | 256 | 349 | 435 | 537 | 554 | 559 |
| 5 - PostBac | 157 | 152 | 188 | 184 | 199 | 202 | 158 | 217 | 260 |
| 6 - Graduate | 30 | 45 | 50 | 59 | 84 | 78 | 132 | 142 | 149 |
| All Levels | 925 | 1,073 | 1,268 | 1,371 | 1,558 | 1,703 | 1,795 | 1,978 | 2,095 |

Fall Term Enrollment by Ethnicity within Class Level

| Other Hispanic | Fall 88 | Fall 89 | Fall 90 | Fall 91 | Fall 92 | Fall 93 | Fall 94 | Fall 95 | Fall 96 |
|-----------------------|----------------|----------------|----------------|----------------|----------------|----------------|----------------|----------------|----------------|
| 0 - FTF | 14 | 19 | 18 | 40 | 38 | 57 | 40 | 57 | 63 |
| 1 - Fresh | 31 | 16 | 22 | 20 | 37 | 39 | 55 | 39 | 48 |
| 2 - Soph | 19 | 38 | 32 | 40 | 45 | 61 | 45 | 52 | 64 |
| 3 - Junior | 60 | 48 | 65 | 65 | 83 | 119 | 124 | 119 | 121 |
| 4 - Senior | 68 | 71 | 80 | 83 | 97 | 101 | 121 | 165 | 156 |
| 5 - PostBac | 30 | 53 | 60 | 45 | 49 | 52 | 47 | 52 | 56 |
| 6 - Graduate | 13 | 16 | 26 | 32 | 29 | 28 | 34 | 39 | 44 |
| All Levels | 235 | 261 | 303 | 325 | 378 | 457 | 466 | 523 | 552 |

| Asian & Pacific Isl. | Fall 88 | Fall 89 | Fall 90 | Fall 91 | Fall 92 | Fall 93 | Fall 94 | Fall 95 | Fall 96 |
|---------------------------------|----------------|----------------|----------------|----------------|----------------|----------------|----------------|----------------|----------------|
| 0 - FTF | 50 | 73 | 76 | 73 | 91 | 101 | 85 | 88 | 103 |
| 1 - Fresh | 38 | 60 | 74 | 77 | 63 | 92 | 95 | 101 | 84 |
| 2 - Soph | 46 | 74 | 91 | 107 | 122 | 112 | 111 | 109 | 135 |
| 3 - Junior | 62 | 96 | 123 | 160 | 192 | 220 | 220 | 230 | 206 |
| 4 - Senior | 110 | 102 | 128 | 157 | 187 | 242 | 289 | 295 | 305 |
| 5 - PostBac | 58 | 63 | 71 | 82 | 58 | 60 | 44 | 50 | 59 |
| 6 - Graduate | 17 | 15 | 26 | 40 | 63 | 68 | 83 | 83 | 85 |
| All Levels | 381 | 483 | 589 | 696 | 776 | 895 | 927 | 956 | 977 |

| White | Fall 88 | Fall 89 | Fall 90 | Fall 91 | Fall 92 | Fall 93 | Fall 94 | Fall 95 | Fall 96 |
|-------------------|----------------|----------------|----------------|----------------|----------------|----------------|----------------|----------------|----------------|
| 0 - FTF | 522 | 528 | 476 | 422 | 343 | 297 | 278 | 317 | 349 |
| 1 - Fresh | 444 | 502 | 546 | 458 | 366 | 314 | 285 | 267 | 303 |
| 2 - Soph | 702 | 832 | 858 | 858 | 730 | 622 | 525 | 531 | 510 |
| 3 - Junior | 1,534 | 1,482 | 1,669 | 1,725 | 1,645 | 1,462 | 1,384 | 1,342 | 1,182 |
| 4 - Senior | 1,545 | 1,785 | 1,783 | 1,887 | 1,957 | 1,951 | 1,851 | 1,745 | 1,743 |
| 5 - PostBac | 1,503 | 1,686 | 1,726 | 1,681 | 1,399 | 1,115 | 915 | 729 | 883 |
| 6 - Graduate | 427 | 456 | 636 | 719 | 751 | 741 | 799 | 885 | 847 |
| All Levels | 6,677 | 7,271 | 7,694 | 7,750 | 7,191 | 6,502 | 6,037 | 5,816 | 5,817 |

| All Others Incl. Foreign | Fall 88 | Fall 89 | Fall 90 | Fall 91 | Fall 92 | Fall 93 | Fall 94 | Fall 95 | Fall 96 |
|---------------------------------|----------------|----------------|----------------|----------------|----------------|----------------|----------------|----------------|----------------|
| 0 - FTF | 44 | 49 | 77 | 72 | 62 | 42 | 65 | 84 | 79 |
| 1 - Fresh | 47 | 61 | 91 | 107 | 91 | 68 | 60 | 65 | 87 |
| 2 - Soph | 74 | 104 | 100 | 159 | 170 | 169 | 116 | 123 | 121 |
| 3 - Junior | 167 | 212 | 254 | 291 | 353 | 389 | 393 | 338 | 326 |
| 4 - Senior | 159 | 213 | 255 | 297 | 384 | 434 | 508 | 492 | 436 |
| 5 - PostBac | 179 | 236 | 242 | 297 | 222 | 210 | 158 | 150 | 142 |
| 6 - Graduate | 57 | 48 | 109 | 153 | 214 | 196 | 251 | 276 | 277 |
| All Levels | 727 | 923 | 1,128 | 1,376 | 1,496 | 1,508 | 1,551 | 1,528 | 1,468 |

Ethnicity by Major

E4.964.1

| Equity Ethnicity with "Other" divided into "Other Known," "Unknown," and "International." | Native American | African-American | Chicano | Other Hispanic | Asian/Pacific Islander | White | Other Known | Unknown | Inter-national | Total |
|---|-----------------|------------------|------------|----------------|------------------------|--------------|-------------|------------|----------------|--------------|
| School of Business & Public Administration | | | | | | | | | | |
| Administration | 3 | 28 | 64 | 17 | 30 | 170 | 9 | 22 | 43 | 386 |
| Accounting | 12 | 51 | 112 | 31 | 90 | 264 | 17 | 40 | 16 | 633 |
| Finance | 3 | 20 | 14 | 10 | 43 | 72 | 2 | 12 | 101 | 277 |
| Management | 2 | 25 | 31 | 14 | 20 | 101 | 3 | 16 | 18 | 230 |
| Production Mgmt. | 1 | 2 | 1 | 0 | 1 | 9 | 0 | 2 | 2 | 18 |
| Management Science | 0 | 2 | 1 | 0 | 3 | 5 | 1 | 0 | 1 | 13 |
| Marketing | 3 | 27 | 34 | 5 | 24 | 120 | 9 | 12 | 39 | 273 |
| Real Estate | 0 | 0 | 0 | 0 | 0 | 1 | 0 | 0 | 0 | 1 |
| International Bus. | 1 | 8 | 24 | 8 | 15 | 21 | 5 | 6 | 4 | 92 |
| Indus. Rel/Personnel | 0 | 1 | 0 | 0 | 2 | 15 | 0 | 1 | 6 | 25 |
| Business Economics | 0 | 3 | 4 | 1 | 3 | 19 | 0 | 1 | 1 | 32 |
| Small Business Mgmt. | 0 | 1 | 4 | 1 | 3 | 25 | 0 | 4 | 0 | 38 |
| Information Mgmt. | 0 | 22 | 19 | 9 | 24 | 88 | 6 | 12 | 28 | 208 |
| Public Administration | 3 | 23 | 19 | 4 | 6 | 84 | 3 | 12 | 1 | 155 |
| BPA School Total | 28 | 213 | 327 | 100 | 264 | 994 | 55 | 140 | 260 | 2,381 |
| School of Education | | | | | | | | | | |
| Education | 0 | 0 | 2 | 0 | 1 | 11 | 1 | 1 | 0 | 16 |
| Elementary Education | 0 | 4 | 5 | 2 | 0 | 31 | 0 | 1 | 8 | 51 |
| Secondary Education | 0 | 0 | 3 | 0 | 2 | 55 | 0 | 5 | 0 | 65 |
| Special Education | 1 | 5 | 7 | 1 | 5 | 100 | 2 | 8 | 0 | 129 |
| Counselor Education | 1 | 17 | 14 | 2 | 4 | 56 | 2 | 10 | 0 | 106 |
| Educational Admin. | 0 | 9 | 15 | 5 | 2 | 87 | 0 | 10 | 0 | 128 |
| Reading | 0 | 1 | 5 | 1 | 0 | 49 | 2 | 5 | 0 | 63 |
| Environmental Educ. | 0 | 0 | 1 | 0 | 0 | 11 | 0 | 4 | 0 | 16 |
| Vocational Education | 2 | 8 | 6 | 2 | 0 | 44 | 0 | 5 | 0 | 67 |
| Instructional Tech. | 0 | 3 | 6 | 1 | 1 | 44 | 1 | 2 | 1 | 59 |
| Bilingual/Cross Culture | 0 | 0 | 22 | 3 | 1 | 6 | 0 | 1 | 0 | 33 |
| Rehabilitation Counseling | 0 | 8 | 9 | 1 | 4 | 26 | 0 | 5 | 0 | 53 |
| EDU School Total | 4 | 55 | 95 | 18 | 20 | 520 | 8 | 57 | 9 | 786 |
| School of Humanities | | | | | | | | | | |
| American Studies | 0 | 1 | 1 | 0 | 0 | 6 | 0 | 2 | 0 | 10 |
| Communication | 2 | 52 | 55 | 16 | 13 | 131 | 10 | 20 | 10 | 309 |
| Art | 4 | 5 | 6 | 4 | 9 | 58 | 2 | 6 | 2 | 96 |
| Art History | 0 | 1 | 0 | 0 | 0 | 5 | 1 | 1 | 0 | 8 |
| Music - Performance | 0 | 5 | 5 | 2 | 0 | 14 | 1 | 3 | 0 | 30 |
| Music - Education | 1 | 1 | 2 | 0 | 0 | 8 | 2 | 1 | 0 | 15 |
| Theatre Arts | 0 | 4 | 5 | 3 | 1 | 20 | 0 | 14 | 0 | 47 |
| Art - Graphic Design | 2 | 4 | 14 | 3 | 9 | 36 | 1 | 1 | 5 | 75 |
| French | 1 | 3 | 2 | 1 | 1 | 9 | 0 | 0 | 0 | 17 |
| Spanish | 0 | 3 | 30 | 9 | 1 | 16 | 0 | 3 | 1 | 63 |
| English | 1 | 16 | 33 | 14 | 11 | 132 | 9 | 23 | 1 | 240 |
| English Composition | 1 | 5 | 3 | 3 | 0 | 36 | 2 | 5 | 0 | 55 |
| Liberal Studies -BiL-CC | 2 | 4 | 164 | 34 | 3 | 45 | 1 | 9 | 0 | 262 |
| Creative Writing | 0 | 5 | 6 | 2 | 1 | 31 | 0 | 5 | 0 | 50 |
| English - ESL | 0 | 0 | 2 | 0 | 2 | 6 | 0 | 1 | 1 | 12 |
| Philosophy | 0 | 1 | 3 | 1 | 2 | 13 | 0 | 1 | 0 | 21 |
| Humanities | 0 | 0 | 0 | 0 | 0 | 1 | 0 | 0 | 0 | 1 |
| Liberal Studies | 28 | 79 | 176 | 49 | 39 | 625 | 22 | 77 | 2 | 1,097 |
| Special Major | 0 | 7 | 6 | 1 | 1 | 30 | 2 | 5 | 1 | 53 |
| HUM School Total | 42 | 196 | 513 | 142 | 93 | 1,222 | 53 | 177 | 23 | 2,461 |

Ethnicity by Major

E4.964.2

| Equity Ethnicity with "Other" divided into "Other Known," "Unknown," and "International." | Native American | African-American | Chicano | Other Hispanic | Asian/Pacific Islander | White | Other Known | Unknown | Inter-national | Total |
|--|-----------------|------------------|--------------|----------------|------------------------|--------------|-------------|------------|----------------|---------------|
| Natural Sciences | | | | | | | | | | |
| Biology | 7 | 38 | 77 | 31 | 73 | 178 | 17 | 18 | 6 | 445 |
| Biochemistry | 0 | 6 | 0 | 3 | 13 | 19 | 2 | 2 | 4 | 49 |
| Computer Science | 1 | 17 | 24 | 8 | 51 | 100 | 5 | 21 | 25 | 252 |
| Physical Education | 2 | 15 | 30 | 3 | 4 | 95 | 2 | 12 | 0 | 163 |
| Industrial Tech. | 0 | 0 | 0 | 0 | 0 | 1 | 0 | 0 | 0 | 1 |
| Health Science | 1 | 9 | 11 | 2 | 9 | 41 | 4 | 6 | 1 | 84 |
| Health Services Admn. | 2 | 18 | 18 | 4 | 37 | 42 | 2 | 3 | 1 | 127 |
| Nursing | 5 | 42 | 59 | 10 | 139 | 155 | 5 | 20 | 0 | 435 |
| Environmental Health | 0 | 3 | 3 | 2 | 5 | 10 | 1 | 1 | 0 | 25 |
| Foods & Nutrition | 0 | 5 | 7 | 5 | 9 | 38 | 0 | 5 | 2 | 71 |
| Mathematics | 2 | 12 | 33 | 11 | 17 | 84 | 2 | 13 | 3 | 177 |
| Physics | 1 | 1 | 4 | 1 | 3 | 12 | 0 | 6 | 0 | 28 |
| Chemistry | 0 | 6 | 9 | 5 | 15 | 28 | 1 | 5 | 0 | 69 |
| Geology | 0 | 2 | 0 | 0 | 0 | 19 | 0 | 3 | 0 | 24 |
| NatSci InterDisc | 0 | 0 | 0 | 0 | 0 | 2 | 0 | 1 | 0 | 3 |
| NS School Total | 21 | 174 | 275 | 85 | 375 | 824 | 41 | 116 | 42 | 1,953 |
| School of Social & Behavioral Sciences | | | | | | | | | | |
| Human Develop-Child | 2 | 10 | 12 | 5 | 6 | 60 | 2 | 2 | 0 | 99 |
| Psychology | 10 | 89 | 146 | 44 | 35 | 357 | 17 | 57 | 6 | 761 |
| Psychology Clinical | 0 | 1 | 1 | 3 | 2 | 12 | 2 | 2 | 1 | 24 |
| Psych - Indust-Org | 0 | 1 | 2 | 1 | 2 | 16 | 0 | 2 | 1 | 25 |
| Psych - Life Span | 0 | 1 | 3 | 0 | 1 | 12 | 0 | 1 | 3 | 21 |
| Human Developmnt | 0 | 3 | 2 | 2 | 0 | 13 | 0 | 0 | 0 | 20 |
| Social Work | 5 | 57 | 56 | 11 | 14 | 128 | 10 | 21 | 1 | 303 |
| Human Services | 1 | 7 | 5 | 3 | 1 | 20 | 1 | 7 | 0 | 45 |
| Gerontology | 0 | 0 | 0 | 0 | 0 | 2 | 0 | 2 | 0 | 4 |
| Criminal Justice | 5 | 50 | 105 | 12 | 15 | 142 | 6 | 22 | 1 | 358 |
| Social Sciences | 0 | 22 | 35 | 5 | 2 | 61 | 1 | 13 | 3 | 142 |
| Anthropology | 0 | 1 | 4 | 2 | 4 | 30 | 1 | 4 | 0 | 46 |
| Economics | 1 | 5 | 4 | 1 | 2 | 18 | 1 | 4 | 3 | 39 |
| History | 3 | 6 | 27 | 4 | 2 | 101 | 3 | 20 | 1 | 167 |
| Geography | 0 | 1 | 2 | 2 | 1 | 18 | 0 | 4 | 0 | 28 |
| Political Science | 2 | 21 | 40 | 13 | 14 | 57 | 5 | 8 | 1 | 161 |
| Sociology | 2 | 29 | 28 | 5 | 5 | 46 | 3 | 11 | 1 | 130 |
| National Security Stud. | 0 | 5 | 4 | 1 | 1 | 19 | 2 | 3 | 0 | 35 |
| Environmental St. | 0 | 3 | 12 | 4 | 4 | 37 | 1 | 11 | 1 | 73 |
| SBS School Total | 31 | 312 | 488 | 118 | 111 | 1,149 | 55 | 194 | 23 | 2,481 |
| School of Unversity Studies | | | | | | | | | | |
| Undeclared | 25 | 143 | 397 | 89 | 114 | 1,108 | 45 | 160 | 10 | 2,091 |
| GrandTotal | 151 | 1,093 | 2,095 | 552 | 977 | 5,817 | 257 | 844 | 367 | 12,153 |

Ethnicity by Major

E4.954.1

| <i>Display of ethnicity data has been suppressed for majors with less than 10 students.</i> | Native American | Asian | African American | Mexican-American | All Other Hispanic | White Non-Hisp | Pacific Islander | Filipino | Other | No Response | Declined to State | Total |
|---|-----------------|------------|------------------|------------------|--------------------|----------------|------------------|-----------|-----------|-------------|-------------------|--------------|
| School of Business & Public Administration | | | | | | | | | | | | |
| Accounting | 6 | 94 | 60 | 104 | 34 | 295 | 3 | 21 | 12 | 20 | 15 | 664 |
| Administration | 2 | 55 | 32 | 72 | 17 | 196 | 1 | 8 | 18 | 20 | 9 | 430 |
| Admn Prod-Op Mgt | 1 | 3 | 1 | 1 | 0 | 10 | 0 | 0 | 0 | 1 | 2 | 19 |
| Business Econ | 0 | 2 | 0 | 3 | 0 | 20 | 1 | 1 | 1 | 1 | 0 | 29 |
| Finance | 3 | 130 | 24 | 25 | 12 | 81 | 0 | 2 | 15 | 10 | 6 | 308 |
| Info Management | 0 | 33 | 24 | 17 | 3 | 74 | 0 | 3 | 6 | 9 | 12 | 181 |
| Inter-Nation Bus | 0 | 22 | 8 | 31 | 12 | 21 | 0 | 1 | 5 | 7 | 4 | 111 |
| Management | 4 | 27 | 27 | 35 | 14 | 107 | 1 | 8 | 9 | 8 | 4 | 244 |
| Management Sci | 1 | 3 | 2 | 1 | 1 | 8 | 0 | 0 | 0 | 2 | 1 | 19 |
| Marketing | 1 | 60 | 26 | 37 | 7 | 148 | 3 | 6 | 12 | 5 | 6 | 311 |
| Mgt & HR | 0 | 3 | 0 | 1 | 1 | 14 | 0 | 0 | 1 | 0 | 0 | 20 |
| Public Admin | 4 | 8 | 22 | 22 | 7 | 84 | 1 | 1 | 5 | 5 | 6 | 165 |
| Small Bus Mgt | 0 | 4 | 1 | 3 | 1 | 22 | 0 | 1 | 1 | 3 | 1 | 37 |
| BPA School Total | 22 | 444 | 227 | 352 | 109 | 1,080 | 10 | 52 | 85 | 91 | 66 | 2,538 |
| School of Education | | | | | | | | | | | | |
| Educ Admin | 1 | 2 | 6 | 11 | 1 | 66 | 0 | 0 | 0 | 1 | 5 | 93 |
| Educ Bi-CC | 0 | 2 | 1 | 21 | 1 | 2 | 0 | 0 | 0 | 0 | 2 | 29 |
| Educ Counseling | 1 | 2 | 23 | 16 | 1 | 49 | 0 | 0 | 1 | 3 | 6 | 102 |
| Educ Early Child | | | | | | | | | | | | |
| Educ Reading | 1 | 0 | 3 | 6 | 1 | 59 | 0 | 0 | 1 | 2 | 3 | 76 |
| Education | 0 | 1 | 1 | 2 | 0 | 19 | 0 | 0 | 0 | 1 | 1 | 25 |
| Elementary Educ | 1 | 5 | 2 | 3 | 2 | 41 | 0 | 0 | 1 | 0 | 1 | 56 |
| Environmental Ed | 0 | 0 | 0 | 0 | 0 | 20 | 0 | 0 | 0 | 1 | 4 | 25 |
| Instruct Tech | 0 | 2 | 4 | 6 | 2 | 44 | 0 | 0 | 0 | 0 | 4 | 62 |
| Rehab Counseling | 1 | 2 | 11 | 9 | 2 | 23 | 0 | 0 | 2 | 1 | 3 | 54 |
| Secondary Educ | 0 | 0 | 1 | 4 | 2 | 29 | 0 | 0 | 0 | 1 | 2 | 39 |
| Special Educ | 2 | 2 | 6 | 13 | 2 | 93 | 2 | 0 | 4 | 9 | 7 | 140 |
| Vocational Educ | 3 | 1 | 7 | 6 | 2 | 39 | 0 | 0 | 0 | 0 | 2 | 60 |
| Educ School Total | 10 | 19 | 65 | 97 | 16 | 484 | 2 | 0 | 9 | 19 | 40 | 761 |
| School of Humanities | | | | | | | | | | | | |
| American Studies | | | | | | | | | | | | 2 |
| Art | 1 | 8 | 3 | 4 | 9 | 48 | 0 | 2 | 3 | 3 | 6 | 87 |
| Art - History | 3 | 12 | 3 | 18 | 2 | 35 | 0 | 7 | 3 | 4 | 3 | 90 |
| Art -Grph Design | 0 | 0 | 0 | 0 | 1 | 4 | 0 | 0 | 0 | 0 | 0 | 5 |
| Communication | 1 | 13 | 50 | 51 | 21 | 141 | 0 | 3 | 10 | 11 | 11 | 312 |
| Creative Writing | 0 | 0 | 6 | 4 | 2 | 22 | 0 | 0 | 0 | 1 | 0 | 35 |
| Engl Comp - TESL | 0 | 2 | 0 | 0 | 0 | 9 | 0 | 0 | 0 | 2 | 0 | 13 |
| English | 2 | 10 | 17 | 30 | 12 | 154 | 0 | 3 | 4 | 12 | 12 | 256 |
| English Comp | 0 | 2 | 2 | 6 | 2 | 36 | 0 | 0 | 2 | 5 | 2 | 57 |
| French | 0 | 1 | 1 | 4 | 0 | 9 | 0 | 0 | 0 | 1 | 1 | 17 |
| Humanities | | | | | | | | | | | | 2 |
| Lib St -BiCC Cr | 2 | 1 | 3 | 129 | 24 | 40 | 1 | 1 | 1 | 3 | 3 | 208 |
| Lib Studies | 18 | 25 | 66 | 179 | 39 | 632 | 4 | 9 | 19 | 38 | 39 | 1,068 |
| Music | 0 | 1 | 5 | 4 | 1 | 18 | 0 | 0 | 1 | 3 | 0 | 33 |
| Music II -Educ | 1 | 0 | 1 | 1 | 0 | 10 | 0 | 0 | 1 | 0 | 1 | 15 |
| Philosophy | 0 | 2 | 1 | 2 | 0 | 8 | 0 | 0 | 0 | 1 | 1 | 15 |
| Spanish | 0 | 1 | 2 | 24 | 15 | 11 | 0 | 0 | 0 | 0 | 3 | 56 |
| Special Major | 1 | 4 | 5 | 5 | 1 | 35 | 0 | 0 | 2 | 2 | 3 | 58 |
| Theatre Arts | 1 | 1 | 2 | 5 | 1 | 24 | 0 | 0 | 0 | 5 | 6 | 45 |
| Hum School Total | 30 | 83 | 167 | 466 | 130 | 1,239 | 5 | 25 | 46 | 91 | 92 | 2,374 |

Ethnicity by Major

E4.954.2

Display of ethnicity data has been suppressed for majors with less than 10 students.

| | Native American | Asian | African American | Mexican-American | All Other Hispanic | White Non-Hisp | Pacific Islander | Filipino | Other | No Response | Declined to State | Total |
|--|-----------------|------------|------------------|------------------|--------------------|----------------|------------------|------------|------------|-------------|-------------------|---------------|
| School of Natural Sciences | | | | | | | | | | | | |
| Biology | 5 | 59 | 32 | 77 | 23 | 204 | 2 | 22 | 21 | 15 | 5 | 465 |
| Chem - Biochem | 0 | 18 | 4 | 1 | 3 | 12 | 0 | 5 | 1 | 3 | 2 | 49 |
| Chemistry | 0 | 10 | 4 | 3 | 3 | 20 | 0 | 2 | 1 | 7 | 0 | 50 |
| Computer Science | 2 | 67 | 20 | 23 | 7 | 91 | 0 | 9 | 4 | 10 | 9 | 242 |
| Foods & Nutrit | 1 | 7 | 6 | 5 | 1 | 41 | 0 | 3 | 0 | 2 | 4 | 70 |
| Geology | 1 | 1 | 1 | 1 | 0 | 21 | 0 | 0 | 0 | 3 | 2 | 30 |
| Health Science | 0 | 1 | 4 | 3 | 1 | 13 | 0 | 1 | 1 | 1 | 3 | 28 |
| Hlth Svcs Admn | 2 | 5 | 9 | 10 | 5 | 27 | 0 | 4 | 3 | 2 | 1 | 68 |
| HS - Environment | 0 | 9 | 10 | 15 | 3 | 39 | 0 | 10 | 3 | 3 | 0 | 92 |
| Industrial Tech | 0 | 0 | 0 | 0 | 0 | 5 | 0 | 0 | 0 | 0 | 0 | 5 |
| Math- Teach- SS | | | | | | | | | | | | 1 |
| Mathematics | 2 | 13 | 14 | 28 | 11 | 75 | 1 | 0 | 1 | 5 | 6 | 156 |
| NSci IDiscip | 0 | 0 | 0 | 0 | 0 | 4 | 0 | 0 | 0 | 1 | 0 | 5 |
| Nursing | 4 | 70 | 41 | 68 | 13 | 162 | 2 | 81 | 7 | 13 | 13 | 474 |
| Physical Educ | 4 | 2 | 14 | 31 | 6 | 100 | 1 | 1 | 0 | 9 | 3 | 171 |
| Physics | 1 | 1 | 0 | 1 | 2 | 11 | 1 | 2 | 0 | 2 | 3 | 24 |
| NS School Total | 22 | 263 | 159 | 266 | 78 | 826 | 7 | 140 | 42 | 76 | 51 | 1,930 |
| School of Socia & Behavioral Sciences | | | | | | | | | | | | |
| Anthropology | 0 | 3 | 0 | 7 | 1 | 26 | 0 | 3 | 1 | 2 | 3 | 46 |
| Criminal Justice | 4 | 8 | 57 | 88 | 16 | 143 | 2 | 5 | 11 | 13 | 4 | 351 |
| Economics | 1 | 8 | 2 | 7 | 0 | 17 | 0 | 1 | 0 | 4 | 2 | 42 |
| Environ Studies | 0 | 2 | 3 | 7 | 5 | 60 | 0 | 1 | 1 | 8 | 5 | 92 |
| Geography | 1 | 0 | 1 | 0 | 3 | 16 | 0 | 0 | 0 | 3 | 0 | 24 |
| History | 2 | 1 | 6 | 27 | 4 | 82 | 0 | 0 | 2 | 8 | 8 | 140 |
| Human Dev- Child | 0 | 3 | 8 | 16 | 5 | 55 | 0 | 6 | 1 | 2 | 0 | 96 |
| Human Developmnt | 1 | 0 | 3 | 2 | 2 | 21 | 0 | 0 | 0 | 2 | 0 | 31 |
| Human Services | 1 | 1 | 13 | 4 | 3 | 20 | 0 | 0 | 1 | 2 | 2 | 47 |
| National Sec St | 1 | 2 | 2 | 2 | 1 | 24 | 0 | 0 | 1 | 2 | 4 | 39 |
| Political Sci | 4 | 9 | 25 | 47 | 11 | 85 | 5 | 6 | 4 | 6 | 10 | 212 |
| Psych - Develop | 0 | 4 | 1 | 3 | 0 | 14 | 0 | 1 | 2 | 0 | 1 | 26 |
| Psych -Ind-Org | 0 | 5 | 0 | 1 | 1 | 17 | 0 | 1 | 1 | 0 | 2 | 28 |
| Psych Clinic -Ex | 0 | 0 | 2 | 2 | 2 | 17 | 0 | 0 | 0 | 0 | 0 | 23 |
| Psychology | 11 | 23 | 76 | 152 | 37 | 387 | 3 | 11 | 19 | 28 | 30 | 777 |
| Social Sciences | 1 | 2 | 16 | 25 | 5 | 85 | 0 | 1 | 0 | 8 | 9 | 152 |
| Social Work | 4 | 8 | 50 | 37 | 14 | 121 | 1 | 8 | 7 | 5 | 9 | 264 |
| Sociology | 4 | 6 | 30 | 26 | 3 | 38 | 0 | 0 | 2 | 9 | 10 | 128 |
| SBS School Total | 35 | 85 | 295 | 453 | 113 | 1,228 | 11 | 44 | 53 | 102 | 99 | 2,518 |
| Undeclared | 23 | 78 | 105 | 352 | 83 | 969 | 5 | 32 | 35 | 72 | 82 | 1,836 |
| University Total | 142 | 972 | 1,018 | 1,986 | 529 | 5,826 | 40 | 293 | 270 | 451 | 430 | 11,957 |

Ethnicity by Major

E4.944.1

| <i>Display of ethnicity data has been suppressed for majors with less than 10 students.</i> | American Indian | Asian | African American | Mexican-American | All Other Hispanic | White Non-Hisp | Pacific Islander | Filipino | Other | No Response | Declined to State | Total |
|---|-----------------|------------|------------------|------------------|--------------------|----------------|------------------|-----------|-----------|-------------|-------------------|--------------|
| School of Business & Public Administration | | | | | | | | | | | | |
| Accounting | 1 | 84 | 50 | 112 | 33 | 307 | 4 | 20 | 15 | 20 | 16 | 662 |
| Administration | 3 | 98 | 50 | 84 | 15 | 249 | 6 | 7 | 22 | 17 | 9 | 560 |
| Admn Prod-Op Mgt | | | | | | | | | | | | 9 |
| Business Econ | 0 | 4 | 3 | 7 | 1 | 16 | 1 | 0 | 0 | 1 | 2 | 35 |
| Finance | 3 | 106 | 18 | 20 | 12 | 70 | 0 | 3 | 13 | 4 | 4 | 253 |
| Info Management | 0 | 41 | 23 | 20 | 3 | 66 | 0 | 3 | 4 | 1 | 11 | 172 |
| Inter-Nation Bus | 0 | 30 | 7 | 29 | 11 | 20 | 0 | 1 | 1 | 3 | 5 | 107 |
| Management | 2 | 35 | 24 | 34 | 10 | 138 | 0 | 6 | 12 | 12 | 9 | 282 |
| Management Sci | 0 | 5 | 0 | 0 | 1 | 8 | 0 | 0 | 1 | 0 | 1 | 16 |
| Marketing | 1 | 52 | 25 | 28 | 11 | 161 | 2 | 5 | 8 | 10 | 13 | 316 |
| Mgt & HR | 0 | 3 | 0 | 0 | 0 | 11 | 0 | 0 | 0 | 1 | 0 | 15 |
| Public Admin | 3 | 8 | 24 | 20 | 6 | 76 | 0 | 3 | 2 | 7 | 8 | 157 |
| Small Bus Mgt | 0 | 8 | 1 | 6 | 2 | 22 | 0 | 1 | 1 | 0 | 3 | 44 |
| BPA School Total | 13 | 476 | 226 | 361 | 105 | 1,147 | 13 | 49 | 79 | 77 | 82 | 2,628 |
| School of Education | | | | | | | | | | | | |
| Educ Admin | 1 | 1 | 5 | 10 | 4 | 59 | 0 | 0 | 0 | 2 | 2 | 84 |
| Educ Bi-CC | 2 | 1 | 0 | 21 | 2 | 5 | 0 | 0 | 1 | 0 | 3 | 35 |
| Educ Counseling | 3 | 3 | 24 | 20 | 2 | 51 | 0 | 0 | 1 | 3 | 5 | 112 |
| Educ Early Child | 2 | 4 | 6 | 15 | 3 | 53 | 0 | 4 | 1 | 0 | 1 | 89 |
| Educ Reading | 1 | 0 | 2 | 4 | 2 | 69 | 0 | 0 | 1 | 3 | 3 | 85 |
| Education | 0 | 4 | 6 | 4 | 0 | 20 | 0 | 0 | 0 | 0 | 1 | 35 |
| Elementary Educ | 0 | 1 | 2 | 4 | 2 | 48 | 0 | 1 | 1 | 1 | 2 | 62 |
| Environmental Ed | 1 | 1 | 0 | 0 | 0 | 21 | 0 | 0 | 1 | 2 | 3 | 29 |
| Instruct Tech | 0 | 2 | 0 | 2 | 1 | 24 | 0 | 0 | 0 | 1 | 5 | 35 |
| Rehab Counseling | 1 | 1 | 9 | 10 | 0 | 22 | 0 | 0 | 1 | 3 | 3 | 50 |
| Secondary Educ | 0 | 0 | 1 | 1 | 0 | 14 | 0 | 0 | 0 | 1 | 0 | 17 |
| Special Educ | 2 | 1 | 3 | 17 | 1 | 99 | 2 | 1 | 1 | 8 | 4 | 139 |
| Vocational Educ | 3 | 7 | 7 | 9 | 1 | 47 | 0 | 0 | 1 | 2 | 1 | 78 |
| Educ School Total | 16 | 26 | 65 | 117 | 18 | 532 | 2 | 6 | 9 | 26 | 33 | 850 |
| School of Humanities | | | | | | | | | | | | |
| American Studies | | | | | | | | | | | | 5 |
| Art | 2 | 7 | 3 | 9 | 8 | 47 | 1 | 0 | 3 | 6 | 3 | 89 |
| Art - History | | | | | | | | | | | | 6 |
| Art -Grph Design | 2 | 11 | 5 | 17 | 1 | 46 | 0 | 7 | 4 | 3 | 3 | 99 |
| Communication | 4 | 18 | 39 | 38 | 13 | 143 | 0 | 4 | 8 | 11 | 9 | 287 |
| Creative Writing | 0 | 0 | 5 | 4 | 2 | 17 | 0 | 0 | 0 | 1 | 1 | 30 |
| Engl Comp - TESL | 0 | 2 | 1 | 2 | 0 | 6 | 0 | 0 | 0 | 2 | 1 | 14 |
| English | 3 | 10 | 19 | 34 | 5 | 143 | 0 | 4 | 4 | 13 | 12 | 247 |
| English Comp | 0 | 1 | 3 | 3 | 1 | 36 | 0 | 0 | 2 | 3 | 1 | 50 |
| French | 0 | 0 | 1 | 2 | 1 | 8 | 0 | 0 | 0 | 0 | 1 | 13 |
| Humanities | | | | | | | | | | | | 5 |
| Lib St -BiCC Cr | 1 | 2 | 3 | 105 | 20 | 31 | 1 | 1 | 0 | 6 | 4 | 174 |
| Lib Studies | 18 | 23 | 55 | 183 | 26 | 675 | 3 | 6 | 18 | 34 | 39 | 1,080 |
| Music | 0 | 2 | 5 | 7 | 2 | 16 | 0 | 0 | 0 | 4 | 0 | 36 |
| Music II -Educ | 0 | 0 | 1 | 0 | 0 | 12 | 0 | 0 | 1 | 0 | 1 | 15 |
| Philosophy | 1 | 2 | 1 | 1 | 0 | 9 | 1 | 0 | 0 | 2 | 1 | 18 |
| Spanish | 0 | 2 | 2 | 23 | 15 | 10 | 0 | 0 | 1 | 1 | 2 | 56 |
| Special Major | 0 | 5 | 4 | 4 | 0 | 36 | 0 | 0 | 2 | 1 | 3 | 55 |
| Theatre Arts | 0 | 2 | 1 | 2 | 2 | 24 | 0 | 1 | 0 | 3 | 3 | 38 |
| Hum School Total | 31 | 88 | 148 | 434 | 96 | 1,274 | 6 | 23 | 43 | 90 | 84 | 2,317 |

Ethnicity by Major

E4.944.2

| <i>Display of ethnicity data has been suppressed for majors with less than 10 students.</i> | American Indian | Asian | African American | Mexican-American | All Other Hispanic | White Non-Hisp | Pacific Islander | Filipino | Other | No Response | Declined to State | Total |
|---|-----------------|------------|------------------|------------------|--------------------|----------------|------------------|------------|------------|-------------|-------------------|---------------|
| School of Natural Sciences | | | | | | | | | | | | |
| Biology | 5 | 51 | 34 | 72 | 20 | 191 | 2 | 15 | 17 | 17 | 14 | 438 |
| Chem - Biochem | 0 | 15 | 2 | 1 | 0 | 10 | 0 | 4 | 0 | 2 | 2 | 36 |
| Chemistry | 0 | 9 | 4 | 4 | 2 | 26 | 0 | 3 | 2 | 3 | 1 | 54 |
| Computer Science | 1 | 58 | 10 | 14 | 7 | 77 | 1 | 6 | 7 | 6 | 7 | 194 |
| Foods & Nutrit | 1 | 5 | 2 | 9 | 0 | 32 | 0 | 1 | 3 | 1 | 6 | 60 |
| Geology | 1 | 1 | 1 | 3 | 0 | 26 | 0 | 0 | 1 | 2 | 1 | 36 |
| Health Science | 3 | 4 | 10 | 12 | 6 | 35 | 0 | 1 | 1 | 1 | 0 | 73 |
| Hlth Svcs Admn | 0 | 7 | 13 | 11 | 2 | 41 | 1 | 5 | 1 | 4 | 3 | 88 |
| HS - Environment | 0 | 0 | 3 | 3 | 1 | 22 | 0 | 1 | 1 | 1 | 4 | 36 |
| Industrial Tech | 0 | 1 | 0 | 0 | 0 | 13 | 0 | 0 | 1 | 0 | 1 | 16 |
| Math- Teach- SS | | | | | | | | | | | | 9 |
| Mathematics | 0 | 10 | 14 | 22 | 10 | 69 | 1 | 1 | 4 | 6 | 6 | 143 |
| NSci IDiscip | | | | | | | | | | | | 4 |
| Nursing | 4 | 63 | 51 | 49 | 11 | 174 | 3 | 75 | 10 | 14 | 10 | 464 |
| Physical Educ | 4 | 3 | 16 | 27 | 8 | 87 | 0 | 2 | 1 | 8 | 5 | 161 |
| Physics | 0 | 0 | 1 | 1 | 2 | 22 | 1 | 1 | 0 | 1 | 0 | 29 |
| NS School Total | 19 | 227 | 162 | 228 | 69 | 835 | 9 | 115 | 49 | 67 | 61 | 1,841 |
| School of SociaI & Behavioral Sciences | | | | | | | | | | | | |
| Anthropology | 0 | 2 | 2 | 6 | 2 | 29 | 1 | 0 | 2 | 3 | 2 | 49 |
| Criminal Justice | 5 | 8 | 56 | 79 | 16 | 144 | 1 | 7 | 5 | 12 | 9 | 342 |
| Economics | 0 | 10 | 6 | 11 | 2 | 19 | 0 | 3 | 0 | 2 | 4 | 57 |
| Environ Studies | 0 | 2 | 4 | 5 | 5 | 72 | 1 | 0 | 2 | 6 | 7 | 104 |
| Geography | 0 | 0 | 0 | 1 | 1 | 21 | 0 | 0 | 0 | 3 | 1 | 27 |
| History | 4 | 4 | 4 | 17 | 5 | 75 | 0 | 1 | 5 | 7 | 5 | 127 |
| Human Dev- Child | | | | | | | | | | | | |
| Human Developmnt | 0 | 0 | 4 | 7 | 2 | 26 | 0 | 0 | 0 | 1 | 1 | 41 |
| Human Services | 2 | 0 | 5 | 7 | 1 | 21 | 0 | 0 | 0 | 2 | 1 | 39 |
| National Sec St | 2 | 1 | 2 | 4 | 2 | 24 | 0 | 0 | 2 | 2 | 4 | 43 |
| Political Sci | 3 | 13 | 27 | 44 | 7 | 87 | 5 | 6 | 7 | 9 | 14 | 222 |
| Psych - Develop | 0 | 2 | 0 | 3 | 0 | 16 | 0 | 1 | 2 | 0 | 0 | 24 |
| Psych -Ind-Org | 0 | 5 | 1 | 1 | 0 | 18 | 0 | 1 | 1 | 0 | 2 | 29 |
| Psych Clinic -Ex | 1 | 0 | 1 | 2 | 2 | 12 | 0 | 0 | 1 | 0 | 0 | 19 |
| Psychology | 11 | 22 | 70 | 140 | 40 | 345 | 2 | 11 | 14 | 26 | 27 | 708 |
| Social Sciences | 0 | 1 | 10 | 21 | 2 | 95 | 0 | 1 | 1 | 7 | 10 | 148 |
| Social Work | 4 | 7 | 31 | 29 | 10 | 113 | 1 | 8 | 6 | 9 | 6 | 224 |
| Sociology | 5 | 3 | 19 | 30 | 3 | 39 | 3 | 3 | 2 | 6 | 6 | 119 |
| SBS School Total | 37 | 80 | 242 | 407 | 100 | 1,156 | 14 | 42 | 50 | 95 | 99 | 2,322 |
| Undeclared | 18 | 90 | 111 | 252 | 83 | 1,106 | 5 | 34 | 28 | 89 | 90 | 1,906 |
| University Total | 134 | 987 | 954 | 1,799 | 471 | 6,050 | 49 | 269 | 258 | 444 | 449 | 11,864 |

Grads Contents: Graduates

| Sheet (Tab) | Page Index | Description |
|-------------|------------|---|
| Contents | F0 | This worksheet. |
| DegByYr | F1 | Degrees Awarded by Program and Academic Year |
| YrsToDeg | F2 | Trends in Years Required to Earn a Degree |
| DemogUG | F3 | Trends in Ethnicity and Gender of Baccalaureates. |
| DemogGr | F4 | Trends in Ethnicity and Gender of Master's Graduates. |
| DemogAll | F5 | Trends in Ethnicity and Gender of Baccalaureates & Master's Combined. |

| Workbooks | Code | Statistics on... |
|------------------|----------|---|
| TermSum.xls | B | Enrollment and FTES for the University as a whole |
| Discipln.xls | C | FTES Generated by Discipline |
| Majors.xls | D | Student Majors |
| Ethnic.xls | E | Ethnicity |
| Grads.xls | F | Graduates |
| NewSt.xls | G | New Students |

Technical Notes

1. The typefaces used for these tables and graphs are Arial and Arial Narrow. They are standard for the Windows operating system and correspond to Helvetica on both the Macintosh and laser printers.
2. "Page Index" is used together with the term code for numbering the printed versions of worksheets. E.g., "F1.93/94" would give the average years required to earn a degree through academic year 93/94.
3. All of the tabular data from the earlier printed version of the Statistical Factbook has been included in these worksheets. Fewer graphs have been routinely included. However, Excel offers many options for generating custom graphs from these tables.
4. Some cells in this workbook contain array formulas. Calculations for cells reflecting future terms may return spurious errors. The text in those cells has been colored white to suppress the display of contents.

Undergraduate Degrees Awarded by Program by Academic Year

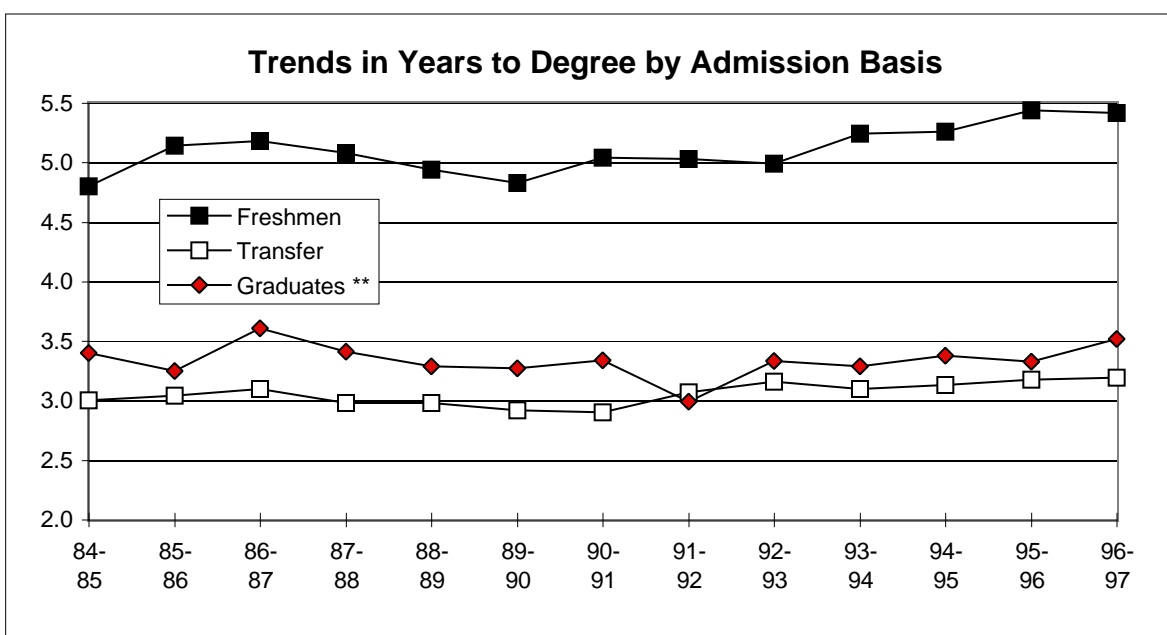
| Degree | 84-85 | 85-86 | 86-87 | 87-88 | 88-89 | 89-90 | 90-91 | 91-92 | 92-93 | 93-94 | 94-95 | 95-96 | 96-97 |
|----------------------------|--------------|--------------|--------------|--------------|--------------|--------------|--------------|--------------|--------------|--------------|--------------|--------------|--------------|
| Administration | 217 | 240 | 306 | 335 | 360 | 405 | 435 | 471 | 529 | 575 | 562 | 544 | 539 |
| Public Admin | 0 | 0 | 0 | 0 | 1 | 0 | 0 | 0 | 0 | 0 | 0 | 0 | 0 |
| Administration | 217 | 240 | 306 | 335 | 361 | 405 | 435 | 471 | 529 | 575 | 562 | 544 | 539 |
| Vocational Educ | 4 | 5 | 4 | 10 | 9 | 5 | 6 | 16 | 4 | 11 | 10 | 9 | 4 |
| Education | 4 | 5 | 4 | 10 | 9 | 5 | 6 | 16 | 4 | 11 | 10 | 9 | 4 |
| American Studies | 1 | 0 | 0 | 0 | 0 | 0 | 0 | 0 | 0 | 1 | 1 | 0 | 2 |
| Communication | 0 | 11 | 14 | 20 | 29 | 37 | 35 | 51 | 67 | 76 | 57 | 90 | 66 |
| Art | 18 | 26 | 15 | 23 | 23 | 19 | 29 | 26 | 32 | 34 | 39 | 40 | 27 |
| Music | 11 | 4 | 5 | 3 | 2 | 4 | 2 | 8 | 6 | 4 | 4 | 3 | 3 |
| Theatre Arts | 6 | 0 | 1 | 3 | 3 | 3 | 4 | 4 | 8 | 7 | 7 | 7 | 4 |
| French | 3 | 4 | 10 | 6 | 7 | 4 | 4 | 4 | 3 | 3 | 5 | 2 | 4 |
| Spanish | 8 | 9 | 10 | 3 | 10 | 8 | 7 | 4 | 7 | 10 | 19 | 11 | 15 |
| English | 30 | 36 | 31 | 43 | 38 | 42 | 38 | 58 | 68 | 87 | 63 | 93 | 84 |
| Philosophy | 3 | 2 | 2 | 4 | 4 | 4 | 1 | 1 | 3 | 5 | 3 | 2 | 5 |
| Humanities | 5 | 1 | 1 | 1 | 1 | 2 | 2 | 0 | 1 | 1 | 0 | 1 | 0 |
| Lib Studies | 126 | 128 | 180 | 216 | 255 | 301 | 357 | 306 | 344 | 362 | 378 | 353 | 350 |
| Humanities | 211 | 221 | 269 | 322 | 372 | 424 | 479 | 462 | 539 | 590 | 576 | 602 | 560 |
| Biology | 15 | 27 | 22 | 22 | 27 | 28 | 37 | 46 | 47 | 50 | 46 | 60 | 50 |
| Computer Science | 28 | 43 | 36 | 45 | 46 | 40 | 37 | 28 | 29 | 32 | 30 | 29 | 16 |
| Physical Educ | 13 | 14 | 11 | 16 | 30 | 30 | 13 | 30 | 30 | 33 | 35 | 43 | 40 |
| Industrial Tech | 0 | 0 | 0 | 0 | 0 | 2 | 8 | 14 | 12 | 10 | 9 | 3 | 1 |
| Health Science | 11 | 19 | 16 | 5 | 10 | 9 | 9 | 10 | 17 | 20 | 28 | 32 | 38 |
| Nursing | 33 | 21 | 24 | 18 | 14 | 15 | 10 | 23 | 49 | 57 | 53 | 59 | 57 |
| Foods & Nutrit | 0 | 0 | 0 | 2 | 0 | 2 | 7 | 9 | 8 | 9 | 12 | 17 | 14 |
| Mathematics | 17 | 21 | 17 | 23 | 20 | 30 | 26 | 17 | 30 | 24 | 19 | 28 | 17 |
| Physics | 6 | 3 | 3 | 4 | 2 | 5 | 2 | 2 | 4 | 1 | 8 | 4 | 1 |
| Chemistry | 10 | 5 | 4 | 1 | 6 | 4 | 7 | 9 | 5 | 11 | 5 | 14 | 17 |
| Geology | 0 | 0 | 0 | 0 | 0 | 0 | 0 | 0 | 0 | 1 | 2 | 9 | 6 |
| Natural Sciences | 133 | 153 | 133 | 136 | 155 | 165 | 156 | 188 | 231 | 248 | 247 | 298 | 257 |
| Psychology | 47 | 47 | 56 | 64 | 98 | 105 | 106 | 103 | 137 | 159 | 164 | 190 | 183 |
| Human Developmnt | 12 | 21 | 18 | 13 | 10 | 13 | 15 | 7 | 15 | 26 | 38 | 41 | 41 |
| Human Services | 7 | 5 | 7 | 7 | 6 | 5 | 3 | 11 | 8 | 11 | 9 | 9 | 11 |
| Criminal Justice | 22 | 24 | 15 | 20 | 19 | 33 | 17 | 46 | 43 | 48 | 60 | 56 | 65 |
| Social Sciences | 11 | 16 | 9 | 8 | 16 | 13 | 15 | 17 | 27 | 22 | 42 | 43 | 45 |
| Anthropology | 7 | 8 | 6 | 3 | 7 | 5 | 8 | 7 | 11 | 7 | 7 | 21 | 9 |
| Economics | 14 | 14 | 15 | 18 | 9 | 17 | 25 | 12 | 18 | 26 | 24 | 18 | 19 |
| History | 17 | 11 | 13 | 21 | 13 | 24 | 26 | 26 | 29 | 40 | 39 | 31 | 32 |
| Geography | 5 | 6 | 15 | 8 | 9 | 5 | 10 | 11 | 11 | 16 | 13 | 9 | 9 |
| Political Sci | 19 | 20 | 21 | 16 | 22 | 28 | 23 | 24 | 34 | 44 | 45 | 37 | 33 |
| Sociology | 18 | 10 | 25 | 22 | 23 | 24 | 23 | 46 | 44 | 61 | 55 | 64 | 54 |
| Environ Studies | 7 | 5 | 2 | 9 | 7 | 2 | 2 | 20 | 15 | 26 | 21 | 25 | 20 |
| Social & Behav. | 186 | 187 | 202 | 209 | 239 | 274 | 273 | 330 | 392 | 486 | 517 | 544 | 521 |
| Special Major | 1 | 2 | 2 | 1 | 1 | 5 | 5 | 14 | 17 | 16 | 11 | 10 | 11 |
| Undergrad Total | 752 | 808 | 916 | 1,013 | 1,137 | 1,278 | 1,354 | 1,481 | 1,712 | 1,926 | 1,923 | 2,007 | 1,892 |

Graduate Degrees Awarded by Program by Academic Year

| Degree | 84-85 | 85-86 | 86-87 | 87-88 | 88-89 | 89-90 | 90-91 | 91-92 | 92-93 | 93-94 | 94-95 | 95-96 | 96-97 |
|----------------------------|--------------|--------------|--------------|--------------|--------------|--------------|--------------|--------------|--------------|--------------|--------------|--------------|--------------|
| Administration | 46 | 56 | 59 | 65 | 76 | 78 | 90 | 96 | 134 | 118 | 117 | 89 | 91 |
| Public Admin | 13 | 7 | 8 | 10 | 20 | 20 | 13 | 31 | 41 | 31 | 35 | 34 | 30 |
| Administration | 59 | 63 | 67 | 75 | 96 | 98 | 103 | 127 | 175 | 149 | 152 | 123 | 121 |
| Education | 140 | 138 | 130 | 141 | 198 | 179 | 179 | 178 | 144 | 141 | 173 | 124 | 169 |
| Educ Counseling | 0 | 0 | 0 | 0 | 0 | 1 | 0 | 2 | 10 | 20 | 23 | 21 | 15 |
| Educ Admin | 0 | 0 | 0 | 0 | 0 | 0 | 9 | 29 | 72 | 68 | 39 | 43 | 45 |
| Rehab Counseling | 0 | 0 | 0 | 0 | 1 | 3 | 9 | 7 | 7 | 13 | 12 | 19 | 18 |
| Education | 140 | 138 | 130 | 141 | 199 | 183 | 197 | 216 | 233 | 242 | 247 | 207 | 247 |
| English Comp | 7 | 5 | 6 | 7 | 9 | 8 | 15 | 7 | 8 | 16 | 12 | 11 | 7 |
| Humanities | 7 | 5 | 6 | 7 | 9 | 8 | 15 | 7 | 8 | 16 | 12 | 11 | 7 |
| Biology | 5 | 4 | 2 | 1 | 6 | 5 | 3 | 4 | 7 | 7 | 4 | 3 | 8 |
| Computer Science | 0 | 0 | 0 | 0 | 0 | 0 | 0 | 0 | 0 | 0 | 0 | 0 | 4 |
| Hlth Svcs Admn | 0 | 0 | 0 | 0 | 8 | 2 | 4 | 2 | 8 | 19 | 13 | 5 | 11 |
| Mathematics | 0 | 0 | 0 | 0 | 0 | 0 | 0 | 0 | 2 | 2 | 3 | 5 | 3 |
| Math-Teach-SS | 0 | 0 | 0 | 0 | 0 | 1 | 4 | 2 | 1 | 1 | 0 | 8 | 0 |
| Natural Sciences | 5 | 4 | 2 | 1 | 14 | 8 | 11 | 8 | 18 | 29 | 20 | 21 | 26 |
| Psychology | 19 | 16 | 27 | 14 | 19 | 33 | 23 | 35 | 23 | 29 | 41 | 26 | 35 |
| Social Work | 0 | 0 | 0 | 0 | 0 | 0 | 21 | 34 | 39 | 34 | 43 | 37 | 44 |
| Criminal Justice | 0 | 0 | 0 | 0 | 0 | 4 | 2 | 1 | 2 | 5 | 2 | 4 | 4 |
| Social Sciences | 0 | 0 | 0 | 0 | 0 | 0 | 0 | 0 | 2 | 4 | 2 | 4 | 5 |
| National Sec St | 0 | 0 | 0 | 1 | 5 | 22 | 13 | 15 | 28 | 9 | 15 | 15 | 17 |
| Social & Behav. | 19 | 16 | 27 | 15 | 24 | 59 | 59 | 85 | 94 | 81 | 103 | 86 | 105 |
| Special Major | 14 | 20 | 36 | 29 | 20 | 14 | 12 | 6 | 13 | 6 | 12 | 9 | 8 |
| Graduate Total | 244 | 246 | 268 | 268 | 362 | 370 | 397 | 449 | 541 | 523 | 546 | 457 | 514 |

Total Degrees Awarded by School by Academic Year

| Degree | 84-85 | 85-86 | 86-87 | 87-88 | 88-89 | 89-90 | 90-91 | 91-92 | 92-93 | 93-94 | 94-95 | 95-96 | 96-97 |
|----------------------------|--------------|--------------|--------------|--------------|--------------|--------------|--------------|--------------|--------------|--------------|--------------|--------------|--------------|
| Administration | 276 | 303 | 373 | 410 | 457 | 503 | 538 | 598 | 704 | 724 | 714 | 667 | 660 |
| Education | 144 | 143 | 134 | 151 | 208 | 188 | 203 | 232 | 237 | 253 | 257 | 216 | 251 |
| Humanities | 218 | 226 | 275 | 329 | 381 | 432 | 494 | 469 | 547 | 606 | 588 | 613 | 567 |
| Natural Sciences | 138 | 157 | 135 | 137 | 169 | 173 | 167 | 196 | 249 | 277 | 267 | 319 | 283 |
| Social & Behav. | 205 | 203 | 229 | 224 | 263 | 333 | 332 | 415 | 486 | 567 | 620 | 630 | 626 |
| Special Major | 15 | 22 | 38 | 30 | 21 | 19 | 17 | 20 | 30 | 22 | 23 | 19 | 19 |
| University Total | 996 | 1,054 | 1,184 | 1,281 | 1,499 | 1,648 | 1,751 | 1,930 | 2,253 | 2,449 | 2,469 | 2,464 | 2,406 |



* Students who required more than 12 years to graduate were excluded.

** Postbaccalaureates who were not pursuing a Master's degree were excluded.

Time to Degree by Admission Basis

| Entered as ... | 84-85 | 85-86 | 86-87 | 87-88 | 88-89 | 89-90 | 90-91 | 91-92 | 92-93 | 93-94 | 94-95 | 95-96 | 96-97 |
|----------------|-------|-------|-------|-------|-------|-------|-------|-------|-------|-------|-------|-------|-------|
| Freshmen | 4.8 | 5.1 | 5.2 | 5.1 | 4.9 | 4.8 | 5.0 | 5.0 | 5.0 | 5.2 | 5.3 | 5.4 | 5.4 |
| Transfer | 3.0 | 3.0 | 3.1 | 3.0 | 3.0 | 2.9 | 2.9 | 3.1 | 3.2 | 3.1 | 3.1 | 3.2 | 3.2 |
| Graduates ** | 3.4 | 3.3 | 3.6 | 3.4 | 3.3 | 3.3 | 3.3 | 3.0 | 3.3 | 3.3 | 3.4 | 3.3 | 3.5 |

Time to Degree by Admission Basis and School

| Entered as ... | 84-85 | 85-86 | 86-87 | 87-88 | 88-89 | 89-90 | 90-91 | 91-92 | 92-93 | 93-94 | 94-95 | 95-96 | 96-97 |
|------------------|-------|-------|-------|-------|-------|-------|-------|-------|-------|-------|-------|-------|-------|
| Freshmen | | | | | | | | | | | | | |
| Administration | 4.9 | 5.2 | 4.9 | 4.8 | 4.9 | 4.6 | 5.1 | 5.1 | 4.8 | 5.0 | 5.4 | 5.4 | 5.3 |
| Education | 4.0 | . | . | . | . | . | . | 2.0 | . | . | . | 5.0 | . |
| Humanities | 5.0 | 5.1 | 5.6 | 5.4 | 5.0 | 5.1 | 5.1 | 4.9 | 5.1 | 5.3 | 4.9 | 5.6 | 5.2 |
| Natural Sci. | 4.7 | 5.4 | 5.1 | 5.6 | 4.9 | 5.3 | 4.8 | 5.4 | 5.2 | 5.8 | 5.1 | 5.4 | 5.7 |
| Social & Behav. | 4.6 | 4.8 | 5.3 | 4.7 | 5.1 | 4.4 | 5.1 | 5.1 | 5.0 | 5.2 | 5.5 | 5.4 | 5.5 |
| Special Major | . | 5.0 | . | . | . | 9.0 | 5.0 | 4.0 | 6.5 | . | 5.0 | 6.0 | . |
| Transfer | | | | | | | | | | | | | |
| Administration | 3.1 | 3.0 | 3.1 | 3.0 | 2.9 | 2.8 | 2.8 | 3.1 | 3.1 | 3.0 | 3.0 | 2.9 | 3.2 |
| Education | 3.5 | 3.3 | 3.3 | 3.6 | 3.0 | 3.5 | 2.2 | 4.4 | 2.7 | 4.1 | 3.8 | 5.0 | 2.0 |
| Humanities | 2.8 | 2.7 | 2.9 | 2.7 | 2.7 | 2.8 | 2.8 | 3.0 | 3.2 | 3.1 | 3.1 | 3.1 | 3.0 |
| Natural Sci. | 3.2 | 3.5 | 3.4 | 3.4 | 3.6 | 3.4 | 3.7 | 3.4 | 3.5 | 3.7 | 3.6 | 3.7 | 3.7 |
| Social & Behav. | 3.0 | 3.1 | 3.2 | 3.1 | 3.0 | 2.9 | 2.8 | 2.9 | 3.1 | 2.9 | 3.0 | 3.1 | 3.1 |
| Special Major | 2.0 | 7.0 | 3.0 | 3.0 | 8.0 | 2.0 | 4.5 | 3.5 | 2.7 | 3.1 | 4.9 | 4.1 | 4.0 |
| Graduates | | | | | | | | | | | | | |
| Administration | 3.1 | 2.6 | 3.2 | 2.7 | 2.5 | 2.6 | 2.6 | 2.5 | 2.6 | 2.5 | 2.7 | 2.7 | 2.5 |
| Education | 3.8 | 3.8 | 4.3 | 3.9 | 3.9 | 3.8 | 3.8 | 3.4 | 4.1 | 3.8 | 3.9 | 3.9 | 4.1 |
| Humanities | 3.7 | 2.8 | 6.3 | 5.8 | 2.7 | 3.4 | 3.2 | 1.6 | 3.6 | 4.0 | 4.6 | 3.5 | 5.8 |
| Natural Sci. | 2.4 | 4.0 | 3.5 | 3.0 | 2.4 | 3.9 | 4.8 | 3.8 | 3.4 | 3.1 | 2.6 | 2.8 | 4.4 |
| Social & Behav. | 2.9 | 2.8 | 2.9 | 3.7 | 2.7 | 2.7 | 2.5 | 2.8 | 3.0 | 3.2 | 3.2 | 2.9 | 2.9 |
| Special Major | 2.0 | 2.0 | 2.1 | 2.6 | 3.0 | 4.0 | 5.5 | 3.8 | 3.2 | 2.3 | 3.3 | 5.6 | 3.6 |

Trends in Gender and Ethnicity of Baccalaureates (Number)

| Demographics | 84-85 | 85-86 | 86-87 | 87-88 | 88-89 | 89-90 | 90-91 | 91-92 | 92-93 | 93-94 | 94-95 | 95-96 | 96-97 |
|--------------------------------------|-------|-------|-------|-------|-------|-------|-------|-------|-------|-------|-------|-------|-------|
| Baccalaureate Total | 752 | 808 | 916 | 1,013 | 1,137 | 1,278 | 1,354 | 1,481 | 1,712 | 1,926 | 1,923 | 2,007 | 1,892 |
| Equity Ethnicity (UG) | | | | | | | | | | | | | |
| American Indian | 16 | 14 | 15 | 11 | 14 | 15 | 8 | 12 | 11 | 21 | 26 | 18 | 15 |
| African American | 50 | 40 | 44 | 47 | 59 | 52 | 72 | 78 | 96 | 129 | 106 | 140 | 126 |
| Chicano | 73 | 66 | 76 | 80 | 85 | 97 | 117 | 103 | 157 | 218 | 272 | 288 | 295 |
| Other Hispanic | 20 | 20 | 16 | 18 | 32 | 29 | 15 | 26 | 36 | 48 | 67 | 82 | 75 |
| Asian-Pacific Islander | 13 | 32 | 20 | 38 | 50 | 44 | 49 | 64 | 80 | 115 | 125 | 134 | 126 |
| White | 524 | 570 | 694 | 740 | 806 | 928 | 931 | 1,031 | 1,121 | 1,128 | 1,055 | 1,018 | 989 |
| All Others* | 56 | 66 | 51 | 79 | 91 | 113 | 162 | 167 | 211 | 267 | 272 | 327 | 266 |
| Student Gender (UG) | | | | | | | | | | | | | |
| Female | 481 | 494 | 561 | 610 | 696 | 805 | 866 | 892 | 1,066 | 1,212 | 1,182 | 1,232 | 1,180 |
| Male | 271 | 314 | 355 | 403 | 441 | 473 | 488 | 589 | 646 | 714 | 741 | 775 | 712 |
| Female -Equity Ethnicity (UG) | | | | | | | | | | | | | |
| American Indian | 11 | 9 | 11 | 8 | 7 | 9 | 3 | 4 | 4 | 12 | 19 | 8 | 10 |
| African American | 32 | 23 | 24 | 28 | 35 | 24 | 46 | 47 | 68 | 88 | 67 | 88 | 82 |
| Chicano | 48 | 43 | 48 | 50 | 54 | 59 | 70 | 60 | 103 | 139 | 167 | 185 | 191 |
| Other Hispanic | 15 | 13 | 10 | 12 | 21 | 16 | 9 | 16 | 25 | 35 | 42 | 46 | 47 |
| Asian-Pacific Islander | 7 | 14 | 10 | 16 | 28 | 22 | 31 | 30 | 48 | 64 | 62 | 81 | 79 |
| White | 332 | 360 | 434 | 454 | 509 | 613 | 621 | 654 | 713 | 735 | 680 | 657 | 634 |
| All Others* | 36 | 32 | 24 | 42 | 42 | 62 | 86 | 81 | 105 | 139 | 145 | 167 | 137 |
| Male Equity Ethnicity (UG) | | | | | | | | | | | | | |
| American Indian | 5 | 5 | 4 | 3 | 7 | 6 | 5 | 8 | 7 | 9 | 7 | 10 | 5 |
| African American | 18 | 17 | 20 | 19 | 24 | 28 | 26 | 31 | 28 | 41 | 39 | 52 | 44 |
| Chicano | 25 | 23 | 28 | 30 | 31 | 38 | 47 | 43 | 54 | 79 | 105 | 103 | 104 |
| Other Hispanic | 5 | 7 | 6 | 6 | 11 | 13 | 6 | 10 | 11 | 13 | 25 | 36 | 28 |
| Asian-Pacific Islander | 6 | 18 | 10 | 22 | 22 | 22 | 18 | 34 | 32 | 51 | 63 | 53 | 47 |
| White | 192 | 210 | 260 | 286 | 297 | 315 | 310 | 377 | 408 | 393 | 375 | 361 | 355 |
| All Others* | 20 | 34 | 27 | 37 | 49 | 51 | 76 | 86 | 106 | 128 | 127 | 160 | 129 |

* "All Others" includes foreign students.

Trends in Gender and Ethnicity of Baccalaureates (Percentages)

| Demographics | 84-85 | 85-86 | 86-87 | 87-88 | 88-89 | 89-90 | 90-91 | 91-92 | 92-93 | 93-94 | 94-95 | 95-96 | 96-97 |
|--------------------------------------|-------|-------|-------|-------|-------|-------|-------|-------|-------|-------|-------|-------|-------|
| Equity Ethnicity (UG) | | | | | | | | | | | | | |
| American Indian | 2.1 | 1.7 | 1.6 | 1.1 | 1.2 | 1.2 | 0.6 | 0.8 | 0.6 | 1.1 | 1.4 | 0.9 | 0.8 |
| African American | 6.6 | 5.0 | 4.8 | 4.6 | 5.2 | 4.1 | 5.3 | 5.3 | 5.6 | 6.7 | 5.5 | 7.0 | 6.7 |
| Chicano | 9.7 | 8.2 | 8.3 | 7.9 | 7.5 | 7.6 | 8.6 | 7.0 | 9.2 | 11.3 | 14.1 | 14.3 | 15.6 |
| Other Hispanic | 2.7 | 2.5 | 1.7 | 1.8 | 2.8 | 2.3 | 1.1 | 1.8 | 2.1 | 2.5 | 3.5 | 4.1 | 4.0 |
| Asian-Pacific Islander | 1.7 | 4.0 | 2.2 | 3.8 | 4.4 | 3.4 | 3.6 | 4.3 | 4.7 | 6.0 | 6.5 | 6.7 | 6.7 |
| White | 69.7 | 70.5 | 75.8 | 73.1 | 70.9 | 72.6 | 68.8 | 69.6 | 65.5 | 58.6 | 54.9 | 50.7 | 52.3 |
| All Others* | 7.4 | 8.2 | 5.6 | 7.8 | 8.0 | 8.8 | 12.0 | 11.3 | 12.3 | 13.9 | 14.1 | 16.3 | 14.1 |
| Student Gender (UG) | | | | | | | | | | | | | |
| Female | 64.0 | 61.1 | 61.2 | 60.2 | 61.2 | 63.0 | 64.0 | 60.2 | 62.3 | 62.9 | 61.5 | 61.4 | 62.4 |
| Male | 36.0 | 38.9 | 38.8 | 39.8 | 38.8 | 37.0 | 36.0 | 39.8 | 37.7 | 37.1 | 38.5 | 38.6 | 37.6 |
| Female -Equity Ethnicity (UG) | | | | | | | | | | | | | |
| American Indian | 1.5 | 1.1 | 1.2 | 0.8 | 0.6 | 0.7 | 0.2 | 0.3 | 0.2 | 0.6 | 1.0 | 0.4 | 0.5 |
| African American | 4.3 | 2.8 | 2.6 | 2.8 | 3.1 | 1.9 | 3.4 | 3.2 | 4.0 | 4.6 | 3.5 | 4.4 | 4.3 |
| Chicano | 6.4 | 5.3 | 5.2 | 4.9 | 4.7 | 4.6 | 5.2 | 4.1 | 6.0 | 7.2 | 8.7 | 9.2 | 10.1 |
| Other Hispanic | 2.0 | 1.6 | 1.1 | 1.2 | 1.8 | 1.3 | 0.7 | 1.1 | 1.5 | 1.8 | 2.2 | 2.3 | 2.5 |
| Asian-Pacific Islander | 0.9 | 1.7 | 1.1 | 1.6 | 2.5 | 1.7 | 2.3 | 2.0 | 2.8 | 3.3 | 3.2 | 4.0 | 4.2 |
| White | 44.1 | 44.6 | 47.4 | 44.8 | 44.8 | 48.0 | 45.9 | 44.2 | 41.6 | 38.2 | 35.4 | 32.7 | 33.5 |
| All Others* | 4.8 | 4.0 | 2.6 | 4.1 | 3.7 | 4.9 | 6.4 | 5.5 | 6.1 | 7.2 | 7.5 | 8.3 | 7.2 |
| Male Equity Ethnicity (UG) | | | | | | | | | | | | | |
| American Indian | 0.7 | 0.6 | 0.4 | 0.3 | 0.6 | 0.5 | 0.4 | 0.5 | 0.4 | 0.5 | 0.4 | 0.5 | 0.3 |
| African American | 2.4 | 2.1 | 2.2 | 1.9 | 2.1 | 2.2 | 1.9 | 2.1 | 1.6 | 2.1 | 2.0 | 2.6 | 2.3 |
| Chicano | 3.3 | 2.8 | 3.1 | 3.0 | 2.7 | 3.0 | 3.5 | 2.9 | 3.2 | 4.1 | 5.5 | 5.1 | 5.5 |
| Other Hispanic | 0.7 | 0.9 | 0.7 | 0.6 | 1.0 | 1.0 | 0.4 | 0.7 | 0.6 | 0.7 | 1.3 | 1.8 | 1.5 |
| Asian-Pacific Islander | 0.8 | 2.2 | 1.1 | 2.2 | 1.9 | 1.7 | 1.3 | 2.3 | 1.9 | 2.6 | 3.3 | 2.6 | 2.5 |
| White | 25.5 | 26.0 | 28.4 | 28.2 | 26.1 | 24.6 | 22.9 | 25.5 | 23.8 | 20.4 | 19.5 | 18.0 | 18.8 |
| All Others* | 2.7 | 4.2 | 2.9 | 3.7 | 4.3 | 4.0 | 5.6 | 5.8 | 6.2 | 6.6 | 6.6 | 8.0 | 6.8 |

Trends in Gender and Ethnicity of Master's (Number)

| Demographics | 84-85 | 85-86 | 86-87 | 87-88 | 88-89 | 89-90 | 90-91 | 91-92 | 92-93 | 93-94 | 94-95 | 95-96 | 96-97 |
|--------------------------------------|--------------|--------------|--------------|--------------|--------------|--------------|--------------|--------------|--------------|--------------|--------------|--------------|--------------|
| Master's Total | 244 | 246 | 268 | 268 | 362 | 370 | 397 | 449 | 541 | 523 | 546 | 457 | 514 |
| Equity Ethnicity (Gr) | | | | | | | | | | | | | |
| American Indian | 2 | 3 | 2 | 2 | 3 | 5 | 3 | 5 | 6 | 6 | 5 | 5 | 3 |
| African American | 7 | 8 | 11 | 7 | 11 | 18 | 31 | 19 | 28 | 27 | 34 | 30 | 51 |
| Chicano | 17 | 7 | 14 | 15 | 23 | 20 | 14 | 21 | 25 | 32 | 46 | 33 | 40 |
| Other Hispanic | 5 | 2 | 6 | 4 | 3 | 4 | 5 | 7 | 8 | 6 | 16 | 5 | 16 |
| Asian-Pacific Islander | 1 | 2 | 4 | 6 | 7 | 9 | 10 | 15 | 17 | 29 | 30 | 29 | 18 |
| White | 174 | 179 | 208 | 193 | 262 | 256 | 263 | 298 | 329 | 325 | 304 | 254 | 290 |
| All Others* | 38 | 45 | 23 | 41 | 53 | 58 | 71 | 84 | 128 | 98 | 111 | 101 | 96 |
| Student Gender (Gr) | | | | | | | | | | | | | |
| Female | 157 | 141 | 149 | 148 | 226 | 205 | 243 | 296 | 302 | 337 | 328 | 275 | 320 |
| Male | 87 | 105 | 119 | 120 | 136 | 165 | 154 | 153 | 239 | 186 | 218 | 182 | 194 |
| Female -Equity Ethnicity (Gr) | | | | | | | | | | | | | |
| American Indian | 1 | 3 | 2 | 1 | 2 | 2 | 2 | 3 | 3 | 4 | 1 | 2 | 2 |
| African American | 3 | 7 | 5 | 2 | 8 | 11 | 20 | 15 | 20 | 19 | 19 | 16 | 36 |
| Chicano | 14 | 6 | 4 | 9 | 17 | 11 | 9 | 12 | 12 | 24 | 31 | 13 | 25 |
| Other Hispanic | 4 | 0 | 4 | 2 | 2 | 4 | 4 | 5 | 4 | 3 | 11 | 4 | 7 |
| Asian-Pacific Islander | 0 | 1 | 1 | 3 | 3 | 4 | 6 | 8 | 10 | 19 | 17 | 20 | 10 |
| White | 117 | 97 | 124 | 118 | 172 | 151 | 169 | 207 | 195 | 214 | 195 | 166 | 184 |
| All Others* | 18 | 27 | 9 | 13 | 22 | 22 | 33 | 46 | 58 | 54 | 54 | 54 | 56 |
| Male Equity Ethnicity (Gr) | | | | | | | | | | | | | |
| American Indian | 1 | 0 | 0 | 1 | 1 | 3 | 1 | 2 | 3 | 2 | 4 | 3 | 1 |
| African American | 4 | 1 | 6 | 5 | 3 | 7 | 11 | 4 | 8 | 8 | 15 | 14 | 15 |
| Chicano | 3 | 1 | 10 | 6 | 6 | 9 | 5 | 9 | 13 | 8 | 15 | 20 | 15 |
| Other Hispanic | 1 | 2 | 2 | 2 | 1 | 0 | 1 | 2 | 4 | 3 | 5 | 1 | 9 |
| Asian-Pacific Islander | 1 | 1 | 3 | 3 | 4 | 5 | 4 | 7 | 7 | 10 | 13 | 9 | 8 |
| White | 57 | 82 | 84 | 75 | 90 | 105 | 94 | 91 | 134 | 111 | 109 | 88 | 106 |
| All Others* | 20 | 18 | 14 | 28 | 31 | 36 | 38 | 38 | 70 | 44 | 57 | 47 | 40 |

* "All Others" includes foreign students.

Trends in Gender and Ethnicity of Master's (Percentages)

| Demographics | 84-85 | 85-86 | 86-87 | 87-88 | 88-89 | 89-90 | 90-91 | 91-92 | 92-93 | 93-94 | 94-95 | 95-96 | 96-97 |
|--------------------------------------|--------------|--------------|--------------|--------------|--------------|--------------|--------------|--------------|--------------|--------------|--------------|--------------|--------------|
| Equity Ethnicity (Gr) | | | | | | | | | | | | | |
| American Indian | 0.8 | 1.2 | 0.7 | 0.7 | 0.8 | 1.4 | 0.8 | 1.1 | 1.1 | 1.1 | 0.9 | 1.1 | 0.6 |
| African American | 2.9 | 3.3 | 4.1 | 2.6 | 3.0 | 4.9 | 7.8 | 4.2 | 5.2 | 5.2 | 6.2 | 6.6 | 9.9 |
| Chicano | 7.0 | 2.8 | 5.2 | 5.6 | 6.4 | 5.4 | 3.5 | 4.7 | 4.6 | 6.1 | 8.4 | 7.2 | 7.8 |
| Other Hispanic | 2.0 | 0.8 | 2.2 | 1.5 | 0.8 | 1.1 | 1.3 | 1.6 | 1.5 | 1.1 | 2.9 | 1.1 | 3.1 |
| Asian-Pacific Islander | 0.4 | 0.8 | 1.5 | 2.2 | 1.9 | 2.4 | 2.5 | 3.3 | 3.1 | 5.5 | 5.5 | 6.3 | 3.5 |
| White | 71.3 | 72.8 | 77.6 | 72.0 | 72.4 | 69.2 | 66.2 | 66.4 | 60.8 | 62.1 | 55.7 | 55.6 | 56.4 |
| All Others* | 15.6 | 18.3 | 8.6 | 15.3 | 14.6 | 15.7 | 17.9 | 18.7 | 23.7 | 18.7 | 20.3 | 22.1 | 18.7 |
| Student Gender (Gr) | | | | | | | | | | | | | |
| Female | 64.3 | 57.3 | 55.6 | 55.2 | 62.4 | 55.4 | 61.2 | 65.9 | 55.8 | 64.4 | 60.1 | 60.2 | 62.3 |
| Male | 35.7 | 42.7 | 44.4 | 44.8 | 37.6 | 44.6 | 38.8 | 34.1 | 44.2 | 35.6 | 39.9 | 39.8 | 37.7 |
| Female -Equity Ethnicity (Gr) | | | | | | | | | | | | | |
| American Indian | 0.4 | 1.2 | 0.7 | 0.4 | 0.6 | 0.5 | 0.5 | 0.7 | 0.6 | 0.8 | 0.2 | 0.4 | 0.4 |
| African American | 1.2 | 2.8 | 1.9 | 0.7 | 2.2 | 3.0 | 5.0 | 3.3 | 3.7 | 3.6 | 3.5 | 3.5 | 7.0 |
| Chicano | 5.7 | 2.4 | 1.5 | 3.4 | 4.7 | 3.0 | 2.3 | 2.7 | 2.2 | 4.6 | 5.7 | 2.8 | 4.9 |
| Other Hispanic | 1.6 | 0.0 | 1.5 | 0.7 | 0.6 | 1.1 | 1.0 | 1.1 | 0.7 | 0.6 | 2.0 | 0.9 | 1.4 |
| Asian-Pacific Islander | 0.0 | 0.4 | 0.4 | 1.1 | 0.8 | 1.1 | 1.5 | 1.8 | 1.8 | 3.6 | 3.1 | 4.4 | 1.9 |
| White | 48.0 | 39.4 | 46.3 | 44.0 | 47.5 | 40.8 | 42.6 | 46.1 | 36.0 | 40.9 | 35.7 | 36.3 | 35.8 |
| All Others* | 7.4 | 11.0 | 3.4 | 4.9 | 6.1 | 5.9 | 8.3 | 10.2 | 10.7 | 10.3 | 9.9 | 11.8 | 10.9 |
| Male Equity Ethnicity (Gr) | | | | | | | | | | | | | |
| American Indian | 0.4 | 0.0 | 0.0 | 0.4 | 0.3 | 0.8 | 0.3 | 0.4 | 0.6 | 0.4 | 0.7 | 0.7 | 0.2 |
| African American | 1.6 | 0.4 | 2.2 | 1.9 | 0.8 | 1.9 | 2.8 | 0.9 | 1.5 | 1.5 | 2.7 | 3.1 | 2.9 |
| Chicano | 1.2 | 0.4 | 3.7 | 2.2 | 1.7 | 2.4 | 1.3 | 2.0 | 2.4 | 1.5 | 2.7 | 4.4 | 2.9 |
| Other Hispanic | 0.4 | 0.8 | 0.7 | 0.7 | 0.3 | 0.0 | 0.3 | 0.4 | 0.7 | 0.6 | 0.9 | 0.2 | 1.8 |
| Asian-Pacific Islander | 0.4 | 0.4 | 1.1 | 1.1 | 1.1 | 1.4 | 1.0 | 1.6 | 1.3 | 1.9 | 2.4 | 2.0 | 1.6 |
| White | 23.4 | 33.3 | 31.3 | 28.0 | 24.9 | 28.4 | 23.7 | 20.3 | 24.8 | 21.2 | 20.0 | 19.3 | 20.6 |
| All Others* | 8.2 | 7.3 | 5.2 | 10.4 | 8.6 | 9.7 | 9.6 | 8.5 | 12.9 | 8.4 | 10.4 | 10.3 | 7.8 |

Trends in Gender and Ethnicity of All Graduates (Number)

| Demographics | 84-85 | 85-86 | 86-87 | 87-88 | 88-89 | 89-90 | 90-91 | 91-92 | 92-93 | 93-94 | 94-95 | 95-96 | 96-97 |
|---|-------|-------|-------|-------|-------|-------|-------|-------|-------|-------|-------|-------|-------|
| All Graduates Total | 996 | 1,054 | 1,184 | 1,281 | 1,499 | 1,648 | 1,751 | 1,930 | 2,253 | 2,449 | 2,469 | 2,464 | 2,406 |
| Equity Ethnicity (UG + Gr) | | | | | | | | | | | | | |
| American Indian | 18 | 17 | 17 | 13 | 17 | 20 | 11 | 17 | 17 | 27 | 31 | 23 | 18 |
| African American | 57 | 48 | 55 | 54 | 70 | 70 | 103 | 97 | 124 | 156 | 140 | 170 | 177 |
| Chicano | 90 | 73 | 90 | 95 | 108 | 117 | 131 | 124 | 182 | 250 | 318 | 321 | 335 |
| Other Hispanic | 25 | 22 | 22 | 22 | 35 | 33 | 20 | 33 | 44 | 54 | 83 | 87 | 91 |
| Asian-Pacific Islander | 14 | 34 | 24 | 44 | 57 | 53 | 59 | 79 | 97 | 144 | 155 | 163 | 144 |
| White | 698 | 749 | 902 | 933 | 1,068 | 1,184 | 1,194 | 1,329 | 1,450 | 1,453 | 1,359 | 1,272 | 1,279 |
| All Others* | 94 | 111 | 74 | 120 | 144 | 171 | 233 | 251 | 339 | 365 | 383 | 428 | 362 |
| Student Gender (UG + Gr) | | | | | | | | | | | | | |
| Female | 638 | 635 | 710 | 758 | 922 | 1,010 | 1,109 | 1,188 | 1,368 | 1,549 | 1,510 | 1,507 | 1,500 |
| Male | 358 | 419 | 474 | 523 | 577 | 638 | 642 | 742 | 885 | 900 | 959 | 957 | 906 |
| Female -Equity Ethnicity (UG + Gr) | | | | | | | | | | | | | |
| American Indian | 12 | 12 | 13 | 9 | 9 | 11 | 5 | 7 | 7 | 16 | 20 | 10 | 12 |
| African American | 35 | 30 | 29 | 30 | 43 | 35 | 66 | 62 | 88 | 107 | 86 | 104 | 118 |
| Chicano | 62 | 49 | 52 | 59 | 71 | 70 | 79 | 72 | 115 | 163 | 198 | 198 | 216 |
| Other Hispanic | 19 | 13 | 14 | 14 | 23 | 20 | 13 | 21 | 29 | 38 | 53 | 50 | 54 |
| Asian-Pacific Islander | 7 | 15 | 11 | 19 | 31 | 26 | 37 | 38 | 58 | 83 | 79 | 101 | 89 |
| White | 449 | 457 | 558 | 572 | 681 | 764 | 790 | 861 | 908 | 949 | 875 | 823 | 818 |
| All Others* | 54 | 59 | 33 | 55 | 64 | 84 | 119 | 127 | 163 | 193 | 199 | 221 | 193 |
| Male Equity Ethnicity (UG + Gr) | | | | | | | | | | | | | |
| American Indian | 6 | 5 | 4 | 4 | 8 | 9 | 6 | 10 | 10 | 11 | 11 | 13 | 6 |
| African American | 22 | 18 | 26 | 24 | 27 | 35 | 37 | 35 | 36 | 49 | 54 | 66 | 59 |
| Chicano | 28 | 24 | 38 | 36 | 37 | 47 | 52 | 52 | 67 | 87 | 120 | 123 | 119 |
| Other Hispanic | 6 | 9 | 8 | 8 | 12 | 13 | 7 | 12 | 15 | 16 | 30 | 37 | 37 |
| Asian-Pacific Islander | 7 | 19 | 13 | 25 | 26 | 27 | 22 | 41 | 39 | 61 | 76 | 62 | 55 |
| White | 249 | 292 | 344 | 361 | 387 | 420 | 404 | 468 | 542 | 504 | 484 | 449 | 461 |
| All Others* | 40 | 52 | 41 | 65 | 80 | 87 | 114 | 124 | 176 | 172 | 184 | 207 | 169 |

* "All Others" includes foreign students.

Trends in Gender and Ethnicity of All Graduates (Percentages)

| Demographics | 84-85 | 85-86 | 86-87 | 87-88 | 88-89 | 89-90 | 90-91 | 91-92 | 92-93 | 93-94 | 94-95 | 95-96 | 96-97 |
|---|-------|-------|-------|-------|-------|-------|-------|-------|-------|-------|-------|-------|-------|
| Equity Ethnicity (UG + Gr) | | | | | | | | | | | | | |
| American Indian | 1.8 | 1.6 | 1.4 | 1.0 | 1.1 | 1.2 | 0.6 | 0.9 | 0.8 | 1.1 | 1.3 | 0.9 | 0.7 |
| African American | 5.7 | 4.6 | 4.6 | 4.2 | 4.7 | 4.2 | 5.9 | 5.0 | 5.5 | 6.4 | 5.7 | 6.9 | 7.4 |
| Chicano | 9.0 | 6.9 | 7.6 | 7.4 | 7.2 | 7.1 | 7.5 | 6.4 | 8.1 | 10.2 | 12.9 | 13.0 | 13.9 |
| Other Hispanic | 2.5 | 2.1 | 1.9 | 1.7 | 2.3 | 2.0 | 1.1 | 1.7 | 2.0 | 2.2 | 3.4 | 3.5 | 3.8 |
| Asian-Pacific Islander | 1.4 | 3.2 | 2.0 | 3.4 | 3.8 | 3.2 | 3.4 | 4.1 | 4.3 | 5.9 | 6.3 | 6.6 | 6.0 |
| White | 70.1 | 71.1 | 76.2 | 72.8 | 71.2 | 71.8 | 68.2 | 68.9 | 64.4 | 59.3 | 55.0 | 51.6 | 53.2 |
| All Others* | 9.4 | 10.5 | 6.3 | 9.4 | 9.6 | 10.4 | 13.3 | 13.0 | 15.0 | 14.9 | 15.5 | 17.4 | 15.0 |
| Student Gender (UG + Gr) | | | | | | | | | | | | | |
| Female | 64.1 | 60.2 | 60.0 | 59.2 | 61.5 | 61.3 | 63.3 | 61.6 | 60.7 | 63.3 | 61.2 | 61.2 | 62.3 |
| Male | 35.9 | 39.8 | 40.0 | 40.8 | 38.5 | 38.7 | 36.7 | 38.4 | 39.3 | 36.7 | 38.8 | 38.8 | 37.7 |
| Female -Equity Ethnicity (UG + Gr) | | | | | | | | | | | | | |
| American Indian | 1.2 | 1.1 | 1.1 | 0.7 | 0.6 | 0.7 | 0.3 | 0.4 | 0.3 | 0.7 | 0.8 | 0.4 | 0.5 |
| African American | 3.5 | 2.8 | 2.4 | 2.3 | 2.9 | 2.1 | 3.8 | 3.2 | 3.9 | 4.4 | 3.5 | 4.2 | 4.9 |
| Chicano | 6.2 | 4.6 | 4.4 | 4.6 | 4.7 | 4.2 | 4.5 | 3.7 | 5.1 | 6.7 | 8.0 | 8.0 | 9.0 |
| Other Hispanic | 1.9 | 1.2 | 1.2 | 1.1 | 1.5 | 1.2 | 0.7 | 1.1 | 1.3 | 1.6 | 2.1 | 2.0 | 2.2 |
| Asian-Pacific Islander | 0.7 | 1.4 | 0.9 | 1.5 | 2.1 | 1.6 | 2.1 | 2.0 | 2.6 | 3.4 | 3.2 | 4.1 | 3.7 |
| White | 45.1 | 43.4 | 47.1 | 44.7 | 45.4 | 46.4 | 45.1 | 44.6 | 40.3 | 38.8 | 35.4 | 33.4 | 34.0 |
| All Others* | 5.4 | 5.6 | 2.8 | 4.3 | 4.3 | 5.1 | 6.8 | 6.6 | 7.2 | 7.9 | 8.1 | 9.0 | 8.0 |
| Male Equity Ethnicity (UG + Gr) | | | | | | | | | | | | | |
| American Indian | 0.6 | 0.5 | 0.3 | 0.3 | 0.5 | 0.5 | 0.3 | 0.5 | 0.4 | 0.4 | 0.4 | 0.5 | 0.2 |
| African American | 2.2 | 1.7 | 2.2 | 1.9 | 1.8 | 2.1 | 2.1 | 1.8 | 1.6 | 2.0 | 2.2 | 2.7 | 2.5 |
| Chicano | 2.8 | 2.3 | 3.2 | 2.8 | 2.5 | 2.9 | 3.0 | 2.7 | 3.0 | 3.6 | 4.9 | 5.0 | 4.9 |
| Other Hispanic | 0.6 | 0.9 | 0.7 | 0.6 | 0.8 | 0.8 | 0.4 | 0.6 | 0.7 | 0.7 | 1.2 | 1.5 | 1.5 |
| Asian-Pacific Islander | 0.7 | 1.8 | 1.1 | 2.0 | 1.7 | 1.6 | 1.3 | 2.1 | 1.7 | 2.5 | 3.1 | 2.5 | 2.3 |
| White | 25.0 | 27.7 | 29.1 | 28.2 | 25.8 | 25.5 | 23.1 | 24.2 | 24.1 | 20.6 | 19.6 | 18.2 | 19.2 |
| All Others* | 4.0 | 4.9 | 3.5 | 5.1 | 5.3 | 5.3 | 6.5 | 6.4 | 7.8 | 7.0 | 7.5 | 8.4 | 7.0 |

NewSt Contents: New Students

| Sheet (Tab) | Page Index | Description |
|-------------|------------|---|
| Contents | G0 | This worksheet. |
| Fresh | G1 | Selected Demographics for new Freshmen since 1984/85. Term of First Enrollment Sex Equity Ethnicity School of Major For new students entering in the most recent academic year... Most Popular Institutions of Origin Residence Areas Residence Status for Fee Purposes |
| UGTrans | G2 | Selected Demographics for new Undergraduate Transfers since 1984/85. |
| PB Grad | G3 | Selected Demographics for new Postbaccaluatee/Graduate since 1984/85. |
| RezArea | G4 | Residence Area Look-up Table (Spreadsheet version only) |

| Workbooks | Code | Statistics on... |
|--------------|------|---|
| TermSum.xls | B | Enrollment and FTES for the University as a whole |
| Discipln.xls | C | FTES Generated by Discipline |
| Majors.xls | D | Student Majors |
| Ethnic.xls | E | Ethnicity |
| Grads.xls | F | Graduates |
| NewSt.xls | G | New Students |

Technical Notes

1. The typefaces used for these tables and graphs are Arial and Arial Narrow. They are standard for the Windows operating system and correspond to Helvetica on both the Macintosh and laser printers.
2. "Page Index" is used together with the term code for numbering the printed versions of worksheets. E.g.. "C3.951" would list Winter FTES as of 951.
3. All of the tabular data from the earlier printed version of the Statistical Factbook has been included in these worksheets. Fewer graphs have been routinely included. However, Excel offers many options for generating custom graphs from these tables.
4. Some cells in this workbook contain array formulas. Calculations for cells reflecting future terms may return spurious errors. The text in those cells has been colored white to suppress the display of contents.

New First-Time Freshmen

G1.96/97.1

| New First-Time Freshman | 84/85 | 85/86 | 86/87 | 87/88 | 88/89 | 89/90 | 90/91 | 91/92 | 92/93 | 93/94 | 94/95 | 95/96 | 96/97 |
|---------------------------------|-------|-------|-------|-------|-------|-------|-------|-------|-------|-------|-------|-------|-------|
| Total Number | 443 | 500 | 600 | 666 | 897 | 1,021 | 996 | 947 | 827 | 784 | 769 | 933 | 991 |
| Term of First Enrollment | | | | | | | | | | | | | |
| Fall | 402 | 444 | 542 | 598 | 835 | 950 | 908 | 881 | 785 | 738 | 726 | 878 | 942 |
| Winter | 26 | 31 | 37 | 41 | 37 | 51 | 50 | 39 | 23 | 35 | 32 | 39 | 32 |
| Spring | 15 | 25 | 21 | 27 | 25 | 20 | 38 | 27 | 19 | 11 | 11 | 16 | 17 |
| Sex | | | | | | | | | | | | | |
| Female | 248 | 275 | 334 | 377 | 519 | 580 | 580 | 578 | 498 | 483 | 486 | 587 | 607 |
| Male | 195 | 225 | 266 | 289 | 378 | 441 | 416 | 369 | 329 | 301 | 283 | 346 | 384 |
| Equity Ethnicity | | | | | | | | | | | | | |
| Am. Indian | 2 | 4 | 3 | 5 | 10 | 15 | 10 | 6 | 9 | 12 | 8 | 13 | 6 |
| Black | 51 | 45 | 45 | 55 | 82 | 97 | 91 | 102 | 80 | 66 | 70 | 98 | 117 |
| Chicano | 55 | 79 | 82 | 83 | 121 | 189 | 179 | 178 | 171 | 178 | 194 | 244 | 238 |
| Other Latino | 13 | 15 | 13 | 28 | 16 | 22 | 21 | 42 | 39 | 57 | 42 | 63 | 67 |
| Asian-PI | 14 | 17 | 31 | 35 | 53 | 74 | 81 | 79 | 100 | 106 | 91 | 90 | 108 |
| White | 282 | 300 | 383 | 413 | 562 | 566 | 513 | 445 | 353 | 315 | 294 | 333 | 367 |
| Other | 26 | 40 | 43 | 47 | 53 | 58 | 101 | 95 | 75 | 50 | 70 | 92 | 88 |
| Other Known | | | | | | | | | | | | | 29 |
| Not Reported | | | | | | | | | | | | | 48 |
| International | | | | | | | | | | | | | 11 |
| School of Major | | | | | | | | | | | | | |
| Administration | 111 | 134 | 151 | 189 | 248 | 298 | 219 | 225 | 173 | 161 | 168 | 163 | 156 |
| Education | 1 | 1 | 5 | 2 | 1 | 3 | 11 | 4 | 1 | 1 | 3 | 3 | 4 |
| Humanities | 53 | 72 | 101 | 127 | 149 | 152 | 163 | 174 | 142 | 118 | 132 | 144 | 173 |
| Natural Sciences | 95 | 86 | 77 | 84 | 90 | 109 | 138 | 152 | 152 | 155 | 172 | 203 | 228 |
| Social & Behavioral | 46 | 68 | 91 | 82 | 125 | 144 | 145 | 136 | 150 | 125 | 107 | 175 | 172 |
| University | 137 | 139 | 175 | 182 | 284 | 315 | 320 | 256 | 209 | 224 | 187 | 245 | 258 |

Most Popular FTF Institutions of Origin

| | |
|---------------------|-----|
| Cajon HS | 56 |
| Redlands Sr HS | 44 |
| San Geronio HS | 43 |
| Eisenhower Sr HS | 39 |
| Rialto HS | 33 |
| Rancho Cucamonga HS | 32 |
| Pacific HS | 31 |
| Fontana HS | 30 |
| A B Miller High | 30 |
| SanBernardino HS | 25 |
| Colton HS | 23 |
| Valley View High | 22 |
| Rubidoux HS | 21 |
| Apple Valley Sr HS | 18 |
| Arlington High | 18 |
| Rim of World HS | 17 |
| Alta Loma HS | 17 |
| Yucaipa HS | 16 |
| Bloomington HS | 15 |
| Notre Dame HS | 14 |
| Ramona Senior HS | 14 |
| John W North HS | 14 |
| Others | 419 |

Residence Area of FTF

| | |
|------------------------------|------------|
| San Bernardino County | 580 |
| Riverside County | 241 |
| Unknown Foreign | 93 |
| Los Angeles County | 49 |
| San Diego County | 6 |
| Other California Counties | 10 |
| Other US States/Terr. | 8 |
| Foreign (Country Identified) | 4 |
| Total | 991 |

Residence Status for Fee Purposes

| | |
|---------------|------------|
| California | 971 |
| Non-Resident | 9 |
| International | 11 |
| Total | 991 |

New First-Time Freshmen

G1.96/97.2

| New First-Time Freshman | 84/85 | 85/86 | 86/87 | 87/88 | 88/89 | 89/90 | 90/91 | 91/92 | 92/93 | 93/94 | 94/95 | 95/96 | 96/97 |
|---------------------------------|-------|-------|-------|-------|-------|-------|-------|-------|-------|-------|-------|-------|-------|
| Total Percent | 100.0 | 100.0 | 100.0 | 100.0 | 100.0 | 100.0 | 100.0 | 100.0 | 100.0 | 100.0 | 100.0 | 100.0 | 100.0 |
| Term of First Enrollment | | | | | | | | | | | | | |
| Fall | 90.7 | 88.8 | 90.3 | 89.8 | 93.1 | 93.0 | 91.2 | 93.0 | 94.9 | 94.1 | 94.4 | 94.1 | 95.1 |
| Winter | 5.9 | 6.2 | 6.2 | 6.2 | 4.1 | 5.0 | 5.0 | 4.1 | 2.8 | 4.5 | 4.2 | 4.2 | 3.2 |
| Spring | 3.4 | 5.0 | 3.5 | 4.1 | 2.8 | 2.0 | 3.8 | 2.9 | 2.3 | 1.4 | 1.4 | 1.7 | 1.7 |
| Sex | | | | | | | | | | | | | |
| Female | 56.0 | 55.0 | 55.7 | 56.6 | 57.9 | 56.8 | 58.2 | 61.0 | 60.2 | 61.6 | 63.2 | 62.9 | 61.3 |
| Male | 44.0 | 45.0 | 44.3 | 43.4 | 42.1 | 43.2 | 41.8 | 39.0 | 39.8 | 38.4 | 36.8 | 37.1 | 38.7 |
| Equity Ethnicity | | | | | | | | | | | | | |
| Am. Indian | .5 | .8 | .5 | .8 | 1.1 | 1.5 | 1.0 | .6 | 1.1 | 1.5 | 1.0 | 1.4 | .6 |
| Black | 11.5 | 9.0 | 7.5 | 8.3 | 9.1 | 9.5 | 9.1 | 10.8 | 9.7 | 8.4 | 9.1 | 10.5 | 11.8 |
| Chicano | 12.4 | 15.8 | 13.7 | 12.5 | 13.5 | 18.5 | 18.0 | 18.8 | 20.7 | 22.7 | 25.2 | 26.2 | 24.0 |
| Other Latino | 2.9 | 3.0 | 2.2 | 4.2 | 1.8 | 2.2 | 2.1 | 4.4 | 4.7 | 7.3 | 5.5 | 6.8 | 6.8 |
| Asian-PI | 3.2 | 3.4 | 5.2 | 5.3 | 5.9 | 7.2 | 8.1 | 8.3 | 12.1 | 13.5 | 11.8 | 9.6 | 10.9 |
| White | 63.7 | 60.0 | 63.8 | 62.0 | 62.7 | 55.4 | 51.5 | 47.0 | 42.7 | 40.2 | 38.2 | 35.7 | 37.0 |
| Other | 5.9 | 8.0 | 7.2 | 7.1 | 5.9 | 5.7 | 10.1 | 10.0 | 9.1 | 6.4 | 9.1 | 9.9 | 8.9 |
| Other Known | | | | | | | | | | | | | 2.9 |
| Not Reported | | | | | | | | | | | | | 4.8 |
| International | | | | | | | | | | | | | 1.1 |
| School of Major | | | | | | | | | | | | | |
| Administration | 25.1 | 26.8 | 25.2 | 28.4 | 27.6 | 29.2 | 22.0 | 23.8 | 20.9 | 20.5 | 21.8 | 17.5 | 15.7 |
| Education | .2 | .2 | .8 | .3 | .1 | .3 | 1.1 | .4 | .1 | .1 | .4 | .3 | .4 |
| Humanities | 12.0 | 14.4 | 16.8 | 19.1 | 16.6 | 14.9 | 16.4 | 18.4 | 17.2 | 15.1 | 17.2 | 15.4 | 17.5 |
| Natural Sciences | 21.4 | 17.2 | 12.8 | 12.6 | 10.0 | 10.7 | 13.9 | 16.1 | 18.4 | 19.8 | 22.4 | 21.8 | 23.0 |
| Social & Behavioral | 10.4 | 13.6 | 15.2 | 12.3 | 13.9 | 14.1 | 14.6 | 14.4 | 18.1 | 15.9 | 13.9 | 18.8 | 17.4 |
| University | 30.9 | 27.8 | 29.2 | 27.3 | 31.7 | 30.9 | 32.1 | 27.0 | 25.3 | 28.6 | 24.3 | 26.3 | 26.0 |

Most Popular FTF Institutions of Origin

| | |
|---------------------|------|
| Cajon HS | 5.7 |
| Redlands Sr HS | 4.4 |
| San Gorgonio HS | 4.3 |
| Eisenhower Sr HS | 3.9 |
| Rialto HS | 3.3 |
| Rancho Cucamonga HS | 3.2 |
| Pacific HS | 3.1 |
| Fontana HS | 3.0 |
| A B Miller High | 3.0 |
| SanBernardino HS | 2.5 |
| Colton HS | 2.3 |
| Valley View High | 2.2 |
| Rubidoux HS | 2.1 |
| Apple Valley Sr HS | 1.8 |
| Arlington High | 1.8 |
| Rim of World HS | 1.7 |
| Alta Loma HS | 1.7 |
| Yucaipa HS | 1.6 |
| Bloomington HS | 1.5 |
| Notre Dame HS | 1.4 |
| Ramona Senior HS | 1.4 |
| John W North HS | 1.4 |
| Others | 42.3 |

Residence Area of FTF

| | |
|------------------------------|--------------|
| San Bernardino County | 58.5 |
| Riverside County | 24.3 |
| Unknown Foreign | 9.4 |
| Los Angeles County | 4.9 |
| San Diego County | .6 |
| Other California Counties | 1.0 |
| Other US States/Terr. | .8 |
| Foreign (Country Identified) | .4 |
| Total | 100.0 |

Residence Status for Fee Purposes

| | |
|---------------|--------------|
| California | 98.0 |
| Non-Resident | .9 |
| International | 1.1 |
| Total | 100.0 |

New Undergraduate Transfers

G2.96/97.1

| New UG Transfers | 84/85 | 85/86 | 86/87 | 87/88 | 88/89 | 89/90 | 90/91 | 91/92 | 92/93 | 93/94 | 94/95 | 95/96 | 96/97 |
|---------------------------------|-------|-------|-------|-------|-------|-------|-------|-------|-------|-------|-------|-------|-------|
| Total Number | 1,533 | 1,835 | 1,951 | 2,365 | 2,427 | 2,640 | 2,641 | 2,512 | 2,522 | 2,323 | 2,240 | 2,304 | 2,253 |
| Term of First Enrollment | | | | | | | | | | | | | |
| Fall | 995 | 1,148 | 1,205 | 1,507 | 1,591 | 1,664 | 1,738 | 1,727 | 1,660 | 1,531 | 1,425 | 1,565 | 1,431 |
| Winter | 272 | 347 | 398 | 476 | 438 | 507 | 465 | 379 | 493 | 494 | 592 | 534 | 583 |
| Spring | 266 | 340 | 348 | 382 | 398 | 469 | 438 | 406 | 369 | 298 | 223 | 205 | 239 |
| Sex | | | | | | | | | | | | | |
| Female | 873 | 1,081 | 1,196 | 1,432 | 1,407 | 1,604 | 1,631 | 1,503 | 1,477 | 1,335 | 1,298 | 1,394 | 1,390 |
| Male | 660 | 754 | 755 | 933 | 1,020 | 1,036 | 1,010 | 1,009 | 1,045 | 988 | 942 | 910 | 863 |
| Equity Ethnicity | | | | | | | | | | | | | |
| Am. Indian | 18 | 35 | 33 | 33 | 23 | 28 | 30 | 39 | 22 | 30 | 32 | 38 | 34 |
| Black | 89 | 140 | 119 | 177 | 147 | 215 | 227 | 202 | 203 | 203 | 191 | 190 | 202 |
| Chicano | 110 | 127 | 142 | 191 | 188 | 225 | 257 | 255 | 285 | 298 | 288 | 325 | 361 |
| Other Latino | 27 | 43 | 51 | 51 | 63 | 55 | 75 | 72 | 95 | 97 | 88 | 118 | 110 |
| Asian-PI | 67 | 64 | 77 | 96 | 90 | 141 | 113 | 151 | 178 | 182 | 199 | 173 | 164 |
| White | 1,114 | 1,312 | 1,394 | 1,613 | 1,701 | 1,681 | 1,612 | 1,419 | 1,287 | 1,137 | 1,096 | 1,147 | 1,021 |
| Other | 108 | 114 | 135 | 204 | 215 | 295 | 327 | 374 | 452 | 376 | 346 | 313 | 361 |
| Other Known | | | | | | | | | | | | | 56 |
| Not Reported | | | | | | | | | | | | | 215 |
| International | | | | | | | | | | | | | 90 |
| School of Major | | | | | | | | | | | | | |
| Administration | 439 | 492 | 507 | 647 | 692 | 745 | 655 | 636 | 695 | 618 | 562 | 544 | 486 |
| Education | 2 | 28 | 33 | 27 | 12 | 26 | 30 | 20 | 13 | 18 | 20 | 28 | 22 |
| Humanities | 318 | 463 | 547 | 720 | 681 | 742 | 720 | 630 | 651 | 542 | 539 | 586 | 692 |
| Natural Sciences | 301 | 345 | 323 | 336 | 368 | 367 | 420 | 446 | 371 | 395 | 407 | 426 | 378 |
| Social & Behavioral | 259 | 302 | 354 | 397 | 431 | 507 | 529 | 603 | 618 | 611 | 564 | 594 | 565 |
| University | 214 | 205 | 187 | 238 | 243 | 253 | 287 | 177 | 174 | 139 | 148 | 126 | 110 |

Most Popular UG Transfer Institutions of Origin

| | |
|--------------------|-----|
| Riverside City | 392 |
| SB Valley | 306 |
| Chaffey College | 259 |
| Crafton Hills | 163 |
| Victor Valley | 146 |
| College of Desert | 110 |
| Mt San Antonio | 64 |
| Mt San Jacinto | 60 |
| UC Riverside | 24 |
| Citrus College | 24 |
| San Diego State | 22 |
| Cal Poly Pomona | 21 |
| Other Institutions | 662 |

Residence Area of UG Transfers

| | |
|------------------------------|--------------|
| San Bernardino County | 1,150 |
| Riverside County | 643 |
| Unknown Foreign | 233 |
| Los Angeles County | 85 |
| San Diego County | 40 |
| Orange County | 23 |
| Other California Counties | 47 |
| Other US States/Terr. | 19 |
| Foreign (Country Identified) | 13 |
| Total | 2,253 |

Residence Status for Fee Purposes

| | |
|---------------|--------------|
| California | 2,133 |
| Non-Resident | 30 |
| International | 90 |
| Total | 2,253 |

New Undergraduate Transfers

G2.96/97.2

| New UG Transfers | 84/85 | 85/86 | 86/87 | 87/88 | 88/89 | 89/90 | 90/91 | 91/92 | 92/93 | 93/94 | 94/95 | 95/96 | 96/97 |
|---------------------------------|-------|-------|-------|-------|-------|-------|-------|-------|-------|-------|-------|-------|-------|
| Total Percent | 100.0 | 100.0 | 100.0 | 100.0 | 100.0 | 100.0 | 100.0 | 100.0 | 100.0 | 100.0 | 100.0 | 100.0 | 100.0 |
| Term of First Enrollment | | | | | | | | | | | | | |
| Fall | 64.9 | 62.6 | 61.8 | 63.7 | 65.6 | 63.0 | 65.8 | 68.8 | 65.8 | 65.9 | 63.6 | 67.9 | 63.5 |
| Winter | 17.7 | 18.9 | 20.4 | 20.1 | 18.0 | 19.2 | 17.6 | 15.1 | 19.5 | 21.3 | 26.4 | 23.2 | 25.9 |
| Spring | 17.4 | 18.5 | 17.8 | 16.2 | 16.4 | 17.8 | 16.6 | 16.2 | 14.6 | 12.8 | 10.0 | 8.9 | 10.6 |
| Sex | | | | | | | | | | | | | |
| Female | 56.9 | 58.9 | 61.3 | 60.5 | 58.0 | 60.8 | 61.8 | 59.8 | 58.6 | 57.5 | 57.9 | 60.5 | 61.7 |
| Male | 43.1 | 41.1 | 38.7 | 39.5 | 42.0 | 39.2 | 38.2 | 40.2 | 41.4 | 42.5 | 42.1 | 39.5 | 38.3 |
| Equity Ethnicity | | | | | | | | | | | | | |
| Am. Indian | 1.2 | 1.9 | 1.7 | 1.4 | .9 | 1.1 | 1.1 | 1.6 | .9 | 1.3 | 1.4 | 1.6 | 1.5 |
| Black | 5.8 | 7.6 | 6.1 | 7.5 | 6.1 | 8.1 | 8.6 | 8.0 | 8.0 | 8.7 | 8.5 | 8.2 | 9.0 |
| Chicano | 7.2 | 6.9 | 7.3 | 8.1 | 7.7 | 8.5 | 9.7 | 10.2 | 11.3 | 12.8 | 12.9 | 14.1 | 16.0 |
| Other Latino | 1.8 | 2.3 | 2.6 | 2.2 | 2.6 | 2.1 | 2.8 | 2.9 | 3.8 | 4.2 | 3.9 | 5.1 | 4.9 |
| Asian-PI | 4.4 | 3.5 | 3.9 | 4.1 | 3.7 | 5.3 | 4.3 | 6.0 | 7.1 | 7.8 | 8.9 | 7.5 | 7.3 |
| White | 72.7 | 71.5 | 71.5 | 68.2 | 70.1 | 63.7 | 61.0 | 56.5 | 51.0 | 48.9 | 48.9 | 49.8 | 45.3 |
| Other | 7.0 | 6.2 | 6.9 | 8.6 | 8.9 | 11.2 | 12.4 | 14.9 | 17.9 | 16.2 | 15.4 | 13.6 | 16.0 |
| Other Known | | | | | | | | | | | | | 2.5 |
| Not Reported | | | | | | | | | | | | | 9.5 |
| International | | | | | | | | | | | | | 4.0 |
| School of Major | | | | | | | | | | | | | |
| Administration | 28.6 | 26.8 | 26.0 | 27.4 | 28.5 | 28.2 | 24.8 | 25.3 | 27.6 | 26.6 | 25.1 | 23.6 | 21.6 |
| Education | .1 | 1.5 | 1.7 | 1.1 | .5 | 1.0 | 1.1 | .8 | .5 | .8 | .9 | 1.2 | 1.0 |
| Humanities | 20.7 | 25.2 | 28.0 | 30.4 | 28.1 | 28.1 | 27.3 | 25.1 | 25.8 | 23.3 | 24.1 | 25.4 | 30.7 |
| Natural Sciences | 19.6 | 18.8 | 16.6 | 14.2 | 15.2 | 13.9 | 15.9 | 17.8 | 14.7 | 17.0 | 18.2 | 18.5 | 16.8 |
| Social & Behavioral | 16.9 | 16.5 | 18.1 | 16.8 | 17.8 | 19.2 | 20.0 | 24.0 | 24.5 | 26.3 | 25.2 | 25.8 | 25.1 |
| Undeclared | 14.0 | 11.2 | 9.6 | 10.1 | 10.0 | 9.6 | 10.9 | 7.0 | 6.9 | 6.0 | 6.6 | 5.5 | 4.9 |

Most Popular UG Transfer Institutions of Origin

| | |
|--------------------|------|
| Riverside City | 17.4 |
| SB Valley | 13.6 |
| Chaffey College | 11.5 |
| Crafton Hills | 7.2 |
| Victor Valley | 6.5 |
| College of Desert | 4.9 |
| Mt San Antonio | 2.8 |
| Mt San Jacinto | 2.7 |
| UC Riverside | 1.1 |
| Citrus College | 1.1 |
| San Diego State | 1.0 |
| Cal Poly Pomona | .9 |
| Other Institutions | 29.4 |

Residence Area of UG Transfers

| | |
|------------------------------|--------------|
| San Bernardino County | 51.0 |
| Riverside County | 28.5 |
| Unknown Foreign | 10.3 |
| Los Angeles County | 3.8 |
| San Diego County | 1.8 |
| Orange County | 1.0 |
| Other California Counties | 2.1 |
| Other US States/Terr. | .8 |
| Foreign (Country Identified) | .6 |
| Total | 100.0 |

Residence Status for Fee Purposes

| | |
|---------------|--------------|
| California | 94.7 |
| Non-Resident | 1.3 |
| International | 4.0 |
| Total | 100.0 |

New Postbaccalaureate/Graduate Students

G3.96/97.1

| New PB/Grad | 84/85 | 85/86 | 86/87 | 87/88 | 88/89 | 89/90 | 90/91 | 91/92 | 92/93 | 93/94 | 94/95 | 95/96 | 96/97 |
|-------------------------|-------|-------|-------|-------|-------|-------|-------|-------|-------|-------|-------|-------|-------|
| Total Number | 902 | 1,085 | 1,338 | 1,426 | 1,511 | 1,733 | 1,831 | 1,968 | 1,548 | 1,318 | 1,295 | 1,414 | 1,720 |
| Term | | | | | | | | | | | | | |
| Fall | 478 | 562 | 736 | 751 | 818 | 950 | 1,025 | 1,053 | 848 | 786 | 775 | 827 | 933 |
| Winter | 225 | 281 | 347 | 342 | 371 | 456 | 441 | 537 | 401 | 299 | 276 | 321 | 412 |
| Spring | 199 | 242 | 255 | 333 | 322 | 327 | 365 | 378 | 299 | 233 | 244 | 266 | 375 |
| Sex | | | | | | | | | | | | | |
| Female | 535 | 656 | 806 | 875 | 891 | 1,096 | 1,169 | 1,216 | 977 | 853 | 842 | 895 | 1,112 |
| Male | 367 | 429 | 532 | 551 | 620 | 637 | 662 | 752 | 571 | 465 | 453 | 519 | 608 |
| Equity Ethnicity | | | | | | | | | | | | | |
| Am. Indian | 9 | 19 | 25 | 18 | 23 | 19 | 21 | 16 | 17 | 12 | 14 | 14 | 16 |
| Black | 44 | 69 | 59 | 55 | 75 | 101 | 87 | 94 | 88 | 77 | 88 | 105 | 112 |
| Chicano | 57 | 61 | 59 | 78 | 94 | 114 | 113 | 156 | 138 | 125 | 150 | 183 | 254 |
| Other Latino | 11 | 24 | 27 | 25 | 27 | 41 | 41 | 43 | 45 | 42 | 40 | 47 | 60 |
| Asian-PI | 24 | 27 | 53 | 40 | 40 | 53 | 45 | 79 | 69 | 63 | 56 | 68 | 79 |
| White | 670 | 789 | 1,009 | 1,076 | 1,088 | 1,213 | 1,266 | 1,262 | 935 | 774 | 740 | 792 | 898 |
| Other | 87 | 96 | 106 | 134 | 164 | 192 | 258 | 318 | 256 | 225 | 207 | 205 | 301 |
| Other Known | | | | | | | | | | | | | 30 |
| Not Reported | | | | | | | | | | | | | 117 |
| International | | | | | | | | | | | | | 154 |
| School of Major | | | | | | | | | | | | | |
| Administration | 93 | 55 | 130 | 175 | 207 | 206 | 185 | 262 | 205 | 151 | 176 | 182 | 238 |
| Education | 67 | 43 | 226 | 210 | 227 | 287 | 269 | 287 | 182 | 223 | 225 | 271 | 273 |
| Humanities | 38 | 27 | 71 | 66 | 37 | 78 | 48 | 84 | 68 | 43 | 41 | 45 | 30 |
| Natural Sciences | 7 | 9 | 13 | 11 | 21 | 51 | 44 | 65 | 72 | 49 | 57 | 52 | 50 |
| Social & Behavioral | 23 | 27 | 31 | 48 | 81 | 158 | 141 | 152 | 146 | 124 | 144 | 135 | 141 |
| University | 674 | 924 | 867 | 916 | 938 | 953 | 1,144 | 1,118 | 875 | 728 | 652 | 729 | 988 |

Institution of PB Origin

| | |
|------------------|-----|
| CSUSB | 642 |
| UC Riverside | 123 |
| CSU Fullerton | 74 |
| Cal Poly Pomona | 64 |
| Thailand | 53 |
| CSU Long Beach | 39 |
| Taiwan | 26 |
| San Diego State | 26 |
| Utah | 25 |
| CSU Los Angeles | 23 |
| UCLA | 22 |
| Arizona | 20 |
| Univ of Redlands | 20 |
| UC Santa Barbara | 19 |
| Illinois | 15 |
| Loma Linda Univ | 15 |
| Univ of Laverne | 15 |

Residence Area of PB

| | |
|------------------------------|--------------|
| San Bernardino County | 791 |
| Riverside County | 504 |
| Unknown Foreign | 194 |
| Los Angeles County | 68 |
| Orange County | 48 |
| Taiwan | 20 |
| San Diego County | 20 |
| Other California Counties | 23 |
| Other US States/Terr. | 26 |
| Foreign (Country Identified) | 26 |
| Total | 1,720 |

Residence Status for Fee Purposes

| | |
|---------------|--------------|
| California | 1,537 |
| Non-Resident | 29 |
| International | 154 |
| Total | 1,720 |

New Postbaccalaureate/Graduate Students

G3.96/97.2

| New PB/Grad | 84/85 | 85/86 | 86/87 | 87/88 | 88/89 | 89/90 | 90/91 | 91/92 | 92/93 | 93/94 | 94/95 | 95/96 | 96/97 |
|-------------------------|-------|-------|-------|-------|-------|-------|-------|-------|-------|-------|-------|-------|-------|
| Total Percent | 100.0 | 100.0 | 100.0 | 100.0 | 100.0 | 100.0 | 100.0 | 100.0 | 100.0 | 100.0 | 100.0 | 100.0 | 100.0 |
| Term | | | | | | | | | | | | | |
| Fall | 53.0 | 51.8 | 55.0 | 52.7 | 54.1 | 54.8 | 56.0 | 53.5 | 54.8 | 59.6 | 59.8 | 58.5 | 54.2 |
| Winter | 24.9 | 25.9 | 25.9 | 24.0 | 24.6 | 26.3 | 24.1 | 27.3 | 25.9 | 22.7 | 21.3 | 22.7 | 24.0 |
| Spring | 22.1 | 22.3 | 19.1 | 23.4 | 21.3 | 18.9 | 19.9 | 19.2 | 19.3 | 17.7 | 18.8 | 18.8 | 21.8 |
| Sex | | | | | | | | | | | | | |
| Female | 59.3 | 60.5 | 60.2 | 61.4 | 59.0 | 63.2 | 63.8 | 61.8 | 63.1 | 64.7 | 65.0 | 63.3 | 64.7 |
| Male | 40.7 | 39.5 | 39.8 | 38.6 | 41.0 | 36.8 | 36.2 | 38.2 | 36.9 | 35.3 | 35.0 | 36.7 | 35.3 |
| Equity Ethnicity | | | | | | | | | | | | | |
| Am. Indian | 1.0 | 1.8 | 1.9 | 1.3 | 1.5 | 1.1 | 1.1 | .8 | 1.1 | .9 | 1.1 | 1.0 | .9 |
| Black | 4.9 | 6.4 | 4.4 | 3.9 | 5.0 | 5.8 | 4.8 | 4.8 | 5.7 | 5.8 | 6.8 | 7.4 | 6.5 |
| Chicano | 6.3 | 5.6 | 4.4 | 5.5 | 6.2 | 6.6 | 6.2 | 7.9 | 8.9 | 9.5 | 11.6 | 12.9 | 14.8 |
| Other Latino | 1.2 | 2.2 | 2.0 | 1.8 | 1.8 | 2.4 | 2.2 | 2.2 | 2.9 | 3.2 | 3.1 | 3.3 | 3.5 |
| Asian-PI | 2.7 | 2.5 | 4.0 | 2.8 | 2.6 | 3.1 | 2.5 | 4.0 | 4.5 | 4.8 | 4.3 | 4.8 | 4.6 |
| White | 74.3 | 72.7 | 75.4 | 75.5 | 72.0 | 70.0 | 69.1 | 64.1 | 60.4 | 58.7 | 57.1 | 56.0 | 52.2 |
| Other | 9.6 | 8.8 | 7.9 | 9.4 | 10.9 | 11.1 | 14.1 | 16.2 | 16.5 | 17.1 | 16.0 | 14.5 | 17.5 |
| Other Known | | | | | | | | | | | | | 1.7 |
| Not Reported | | | | | | | | | | | | | 6.8 |
| International | | | | | | | | | | | | | 9.0 |
| School of Major | | | | | | | | | | | | | |
| Administration | 10.3 | 5.1 | 9.7 | 12.3 | 13.7 | 11.9 | 10.1 | 13.3 | 13.2 | 11.5 | 13.6 | 12.9 | 13.8 |
| Education | 7.4 | 4.0 | 16.9 | 14.7 | 15.0 | 16.6 | 14.7 | 14.6 | 11.8 | 16.9 | 17.4 | 19.2 | 15.9 |
| Humanities | 4.2 | 2.5 | 5.3 | 4.6 | 2.4 | 4.5 | 2.6 | 4.3 | 4.4 | 3.3 | 3.2 | 3.2 | 1.7 |
| Natural Sciences | .8 | .8 | 1.0 | .8 | 1.4 | 2.9 | 2.4 | 3.3 | 4.7 | 3.7 | 4.4 | 3.7 | 2.9 |
| Social & Behavioral | 2.5 | 2.5 | 2.3 | 3.4 | 5.4 | 9.1 | 7.7 | 7.7 | 9.4 | 9.4 | 11.1 | 9.5 | 8.2 |
| University | 74.7 | 85.2 | 64.8 | 64.2 | 62.1 | 55.0 | 62.5 | 56.8 | 56.5 | 55.2 | 50.3 | 51.6 | 57.4 |

Institution of PB Origin

| | |
|------------------|------|
| CSUSB | 37.3 |
| UC Riverside | 7.2 |
| CSU Fullerton | 4.3 |
| Cal Poly Pomona | 3.7 |
| Thailand | 3.1 |
| CSU Long Beach | 2.3 |
| Taiwan | 1.5 |
| San Diego State | 1.5 |
| Utah | 1.5 |
| CSU Los Angeles | 1.3 |
| UCLA | 1.3 |
| Arizona | 1.2 |
| Univ of Redlands | 1.2 |
| UC Santa Barbara | 1.1 |
| Illinois | .9 |
| Loma Linda Univ | .9 |
| Univ of Laverne | .9 |

Residence Area of PB

| | |
|------------------------------|--------------|
| San Bernardino County | 46.0 |
| Riverside County | 29.3 |
| Unknown Foreign | 11.3 |
| Los Angeles County | 4.0 |
| Orange County | 2.8 |
| Taiwan | 1.2 |
| San Diego County | 1.2 |
| Other California Counties | 1.3 |
| Other US States/Terr. | 1.5 |
| Foreign (Country Identified) | 1.5 |
| Total | 100.0 |

Residence Status for Fee Purposes

| | |
|---------------|--------------|
| California | 89.4 |
| Non-Resident | 1.7 |
| International | 9.0 |
| Total | 100.0 |